


CRESTVIEW LOCAL SCHOOL DISTRICT

1575 State Route 96 Ashland, Ohio 44805



Financial Report to the Board of Education

For the Month Ending January 2026

Prepared by
Robin Klenk, Treasurer

General Fund Report

CRESTVIEW LOCAL SCHOOLS

FYTD Through 1-31-2026

REVENUES	BUDGET FY25-26	BUDGET 7 Months in	CURRENT 25-26	PRIOR YR FY24-25	For the Year Increase/(Decrease)	Percent Change
Real Estate Taxes	\$3,359,396	\$1,959,647	\$1,318,473	\$1,254,746	\$63,727	5.08%
Tangible Personal Property Taxes	\$3,769,448	\$2,198,845	\$1,143,518	\$843,781	\$299,738	35.52%
Tuition & Open Enrollment	\$169,341	\$98,782	\$61,273	\$49,769	\$11,504	23.11%
Other Receipts - Local	\$72,487	\$42,284	\$44,472	\$69,349	(\$24,878)	-35.87%
Interest Income	\$703,544	\$410,401	\$384,257	\$381,773	\$2,484	0.65%
State Funding	\$7,132,531	\$4,160,643	\$4,219,677	\$4,131,054	\$88,622	2.15%
Rollback & Homestead	\$475,716	\$277,501	\$246,214	\$241,829	\$4,385	1.81%
Other Receipts - State	\$393,356	\$229,458	\$238,894	\$327,564	(\$88,670)	-27.07%
Transfers/Advances In	\$150,000	\$87,500	\$144,797	\$54,444	\$90,353	165.96%
TOTAL REVENUE	\$16,225,818	\$9,465,061	\$7,817,546	\$7,354,309	\$463,237	6.30%
EXPENSES						
Salaries & Wages	\$6,999,190	\$4,082,861	\$4,014,210	\$3,951,481	\$62,730	1.59%
Fringe Benefits	\$3,207,292	\$1,870,920	\$1,851,761	\$1,795,955	\$55,807	3.11%
Purchased Services	\$3,040,615	\$1,773,692	\$1,692,269	\$1,306,115	\$386,153	29.57%
Supplies	\$1,054,382	\$615,056	\$405,530	\$431,355	(\$25,826)	-5.99%
Equipment & Capital Purchases	\$1,377,762	\$803,695	\$561,157	\$215,429	\$345,728	160.48%
Other Objects	\$196,967	\$114,897	\$101,600	\$80,198	\$21,403	26.69%
Transfers Out	\$1,022,500	\$596,458	\$0	\$0	\$0	0%
TOTAL EXPENSES	\$16,898,708	\$9,857,580	\$8,644,252	\$7,780,532	\$863,719	11.10%

CASH FLOW			
FYTD through 1-31-2026			
	25-26	24-25	DIFFERENCE
Total General Fund Receipts	\$7,817,546	\$7,354,309	\$463,237
Total General Fund Expenditures	\$8,644,252	\$7,780,532	\$863,719
NET CASH FLOW	(\$826,706)	(\$426,224)	(\$400,482)

BANK RECONCILIATION

JANUARY 2026

[illegible]

(0.00)

Certified: _____
Robin Klenk, Treasurer

Concurring: _____
Mr. Jim Grubbs, Superintendent

Approved: _____
Mrs. Debbie Reidy, President

Interest earned allocation

For the month ending: **January 2026**

Interest earned for the month

Park Money Market	\$	294.63
Investments-Park	\$	11,719.06
Star Ohio	\$	8,234.57
Meeder Investments	\$	5,985.58
Park Sweep	\$	1,680.49
Total	\$	<u>27,914.33</u>

Month-end fund balances

Total	\$	18,907,969.68
Food service fund balance	\$	66,668.80
Self-insurance medical benefits fund balance	\$	-
Crestview Citizens Scholarship	\$	-
	\$	-
Total other funds	\$	<u>18,841,300.88</u>

Interest allocated

Interest earned on CD's and Other Investments	\$	27,520.93	001.1410.
General fund checking	\$	294.63	001.1410.101
Food service fund - HS	\$	32.92	006.1410.001
Food service fund - MS	\$	32.92	006.1410.002
Food service fund - ES	\$	32.92	006.1410.003
Self-insurance medical benefits fund	\$	-	024.1410...0000
Crestview Citizens Scholarship	\$	-	007.1410.. 9900
Total	\$	<u>27,914.33</u>	

CRESTVIEW LOCAL SCHOOLS

Disbursement Report

Check #	Reference #	Vendor #	Primary Name	Date	Type	Amount	Check Type	Reconcile Date	Status	Void Date	Printed
87031	37002	2842	HICKEY, CHELSI	4/22/2025	ACCOUNTS PAYABLE	\$ 39.00	Check		OUTSTANDING		<input checked="" type="checkbox"/>
87304	37304	36430	WILLIAMS, MARSHA	5/29/2025	REFUND	14.00	Check		OUTSTANDING		<input checked="" type="checkbox"/>
87377	37389	36206	MCFADDE N, BRITTNEY	6/23/2025	REFUND	12.90	Check		OUTSTANDING		<input checked="" type="checkbox"/>
87626	37694	36415	IRONMAN TOURNAMENT, LLC	8/26/2025	ACCOUNTS PAYABLE	150.00	Check		OUTSTANDING		<input checked="" type="checkbox"/>
87676	37750	1949	MOORE, HALEY	9/4/2025	ACCOUNTS PAYABLE	25.00	Check		OUTSTANDING		<input checked="" type="checkbox"/>
87752	37815	4945	PIONEER JVS	9/12/2025	ACCOUNTS PAYABLE	26.00	Check		OUTSTANDING		<input checked="" type="checkbox"/>
87790	37847	1949	MOORE, HALEY	9/24/2025	ACCOUNTS PAYABLE	100.00	Check		OUTSTANDING		<input checked="" type="checkbox"/>
87801	37832	36136	RUCKER, ERICA	9/24/2025	ACCOUNTS PAYABLE	25.00	Check		OUTSTANDING		<input checked="" type="checkbox"/>
87917	37999	1949	MOORE, HALEY	10/10/2025	ACCOUNTS PAYABLE	25.00	Check		OUTSTANDING		<input checked="" type="checkbox"/>
88028	38120	36029	BONDED CHEMICAL INC	11/6/2025	ACCOUNTS PAYABLE	952.07	Check		OUTSTANDING		<input checked="" type="checkbox"/>
88102	38193	36469	HERITAGE INTERPRETING LLC	11/13/2025	ACCOUNTS PAYABLE	190.00	Check		OUTSTANDING		<input checked="" type="checkbox"/>
88316	38447	5601	LUMINARE HEALTH	12/26/2025	ACCOUNTS PAYABLE	6,079.41	Check		OUTSTANDING		<input checked="" type="checkbox"/>
88340	38482	350103	KLENK, ROBIN	1/7/2026	ACCOUNTS PAYABLE	70.00	Check		OUTSTANDING		<input checked="" type="checkbox"/>
88364	38523	36345	ASHLAND UNIVERSITY BOOKSTORE	1/15/2026	ACCOUNTS PAYABLE	96.00	Check		OUTSTANDING		<input checked="" type="checkbox"/>
88385	38530	36482	TAPCO	1/15/2026	ACCOUNTS PAYABLE	2,103.52	Check		OUTSTANDING		<input checked="" type="checkbox"/>
88391	38521	34462	WELLINGTON IMPLEMENT CO, INC	1/15/2026	ACCOUNTS PAYABLE	69.14	Check		OUTSTANDING		<input checked="" type="checkbox"/>
88393	38546	34486	Grady Enterprises Inc	1/23/2026	ACCOUNTS PAYABLE	250.00	Check		OUTSTANDING		<input checked="" type="checkbox"/>
88394	38545	5601	LUMINARE HEALTH	1/23/2026	ACCOUNTS PAYABLE	6,122.21	Check		OUTSTANDING		<input checked="" type="checkbox"/>
88395	38547	2864	OHIO SCHOOL BENEFITS COOPERATIVE	1/23/2026	ACCOUNTS PAYABLE	166,193.76	Check		OUTSTANDING		<input checked="" type="checkbox"/>
88396	38567	2617	AEDVENTURE	1/29/2026	ACCOUNTS PAYABLE	4,371.00	Check		OUTSTANDING		<input checked="" type="checkbox"/>
88397	38548	5197	AMAZON ON-LINE	1/29/2026	ACCOUNTS PAYABLE	0.00	Check		OUTSTANDING		<input checked="" type="checkbox"/>
88398	38571	5505	APPLESEED COMMUNITY MENTAL HEALTH CENTER INC	1/29/2026	ACCOUNTS PAYABLE	2,634.66	Check		OUTSTANDING		<input checked="" type="checkbox"/>
88399	38566	36426	BIVENS, BARBARA	1/29/2026	ACCOUNTS PAYABLE	125.00	Check		OUTSTANDING		<input checked="" type="checkbox"/>
88400	38555	4756	BRICKER & GRAYDON, LLP	1/29/2026	ACCOUNTS PAYABLE	100.00	Check		OUTSTANDING		<input checked="" type="checkbox"/>
88401	38556	4311	CAMP NUHOP	1/29/2026	ACCOUNTS PAYABLE	8,820.00	Check		OUTSTANDING		<input checked="" type="checkbox"/>

CRESTVIEW LOCAL SCHOOLS

Disbursement Report

Check #	Reference #	Vendor #	Primary Name	Date	Type	Amount	Check Type	Reconcile Date	Status	Void Date	Printed
88402	38574	4689	CARDINAL BUS SALES & SERVICE	1/29/2026	ACCOUNTS _PAYABLE	\$ 5,823.26	Check		OUTSTAND ING		<input checked="" type="checkbox"/>
88403	38572	900005	COLUMBIA GAS	1/29/2026	ACCOUNTS _PAYABLE	1,268.40	Check		OUTSTAND ING		<input checked="" type="checkbox"/>
88404	38583	3067	COOPER. AMBER	1/29/2026	ACCOUNTS _PAYABLE	125.00	Check		OUTSTAND ING		<input checked="" type="checkbox"/>
88405	38582	902703	DALE ROY SCHOOL	1/29/2026	ACCOUNTS _PAYABLE	4,177.85	Check		OUTSTAND ING		<input checked="" type="checkbox"/>
88406	38553	2610	EJ THERAPY SERVICES	1/29/2026	ACCOUNTS _PAYABLE	11,244.31	Check		OUTSTAND ING		<input checked="" type="checkbox"/>
88407	38576	350033	Gordon Flesch Company Inc	1/29/2026	ACCOUNTS _PAYABLE	12.70	Check		OUTSTAND ING		<input checked="" type="checkbox"/>
88408	38554	3201	GRAINGER	1/29/2026	ACCOUNTS _PAYABLE	1,392.48	Check		OUTSTAND ING		<input checked="" type="checkbox"/>
88409	38558	3716	HAGUE CRYSTAL CLEAR WATER	1/29/2026	ACCOUNTS _PAYABLE	384.80	Check		OUTSTAND ING		<input checked="" type="checkbox"/>
88410	38560	36211	HILL INTERNATI ONAL TRUCKS LLC	1/29/2026	ACCOUNTS _PAYABLE	192.31	Check		OUTSTAND ING		<input checked="" type="checkbox"/>
88411	38562	3113	J W PEPPER & SON INC	1/29/2026	ACCOUNTS _PAYABLE	239.99	Check		OUTSTAND ING		<input checked="" type="checkbox"/>
88412	38573	36215	JOHNSON, BROOKELY N	1/29/2026	ACCOUNTS _PAYABLE	125.00	Check		OUTSTAND ING		<input checked="" type="checkbox"/>
88413	38577	2636	JUNIOR LIBRARY GUILD	1/29/2026	ACCOUNTS _PAYABLE	430.80	Check		OUTSTAND ING		<input checked="" type="checkbox"/>
88414	38565	36344	K&R SUPPLY	1/29/2026	ACCOUNTS _PAYABLE	754.46	Check		OUTSTAND ING		<input checked="" type="checkbox"/>
88415	38561	902690	KM'S FEED STORE LLC	1/29/2026	ACCOUNTS _PAYABLE	490.00	Check		OUTSTAND ING		<input checked="" type="checkbox"/>
88416	38568	1081	MASI ENVIRONM ENTAL LABORATO RIE	1/29/2026	ACCOUNTS _PAYABLE	56.90	Check		OUTSTAND ING		<input checked="" type="checkbox"/>
88417	38581	35964	MedPro Group (Occupation al Medicine)	1/29/2026	ACCOUNTS _PAYABLE	90.00	Check		OUTSTAND ING		<input checked="" type="checkbox"/>
88418	38564	36139	NEOnet	1/29/2026	ACCOUNTS _PAYABLE	4,770.70	Check		OUTSTAND ING		<input checked="" type="checkbox"/>
88419	38580	396	NRG- DIRECT ENERGY BUSINESS	1/29/2026	ACCOUNTS _PAYABLE	6,406.91	Check		OUTSTAND ING		<input checked="" type="checkbox"/>
88420	38559	1969	Ohio Association of School Business Officials	1/29/2026	ACCOUNTS _PAYABLE	445.00	Check		OUTSTAND ING		<input checked="" type="checkbox"/>
88421	38551	2511	OHIO.NET	1/29/2026	ACCOUNTS _PAYABLE	312.13	Check		OUTSTAND ING		<input checked="" type="checkbox"/>
88422	38552	1102	OSBA	1/29/2026	ACCOUNTS _PAYABLE	350.00	Check		OUTSTAND ING		<input checked="" type="checkbox"/>
88423	38563	4820	SAM'S CLUB	1/29/2026	ACCOUNTS _PAYABLE	80.85	Check		OUTSTAND ING		<input checked="" type="checkbox"/>
88424	38549	2011	SANTMYER OIL ASHLAND	1/29/2026	ACCOUNTS _PAYABLE	2,458.08	Check		OUTSTAND ING		<input checked="" type="checkbox"/>
88425	38584	36476	SHERATON	1/29/2026	ACCOUNTS	119.00	Check		OUTSTAND		<input checked="" type="checkbox"/>

CRESTVIEW LOCAL SCHOOLS

Disbursement Report

Check #	Reference #	Vendor #	Primary Name	Date	Type	Amount	Check Type	Reconcile Date	Status	Void Date	Printed
			COLUMBUS		_PAYABLE				ING		
88426	38575	2045	SIESEL DISTRIBUTING, LLC	1/29/2026	ACCOUNTS _PAYABLE	\$ 382.53	Check		OUTSTANDING		<input checked="" type="checkbox"/>
88427	38569	36359	SNAPSTAR PHOTO BOOTH	1/29/2026	ACCOUNTS _PAYABLE	160.00	Check		OUTSTANDING		<input checked="" type="checkbox"/>
88428	38570	35903	Tiffin Paper Company/TPC Food Service	1/29/2026	ACCOUNTS _PAYABLE	804.20	Check		OUTSTANDING		<input checked="" type="checkbox"/>
88429	38550	35028	TOFTS DAIRY, INC.	1/29/2026	ACCOUNTS _PAYABLE	1,913.96	Check		OUTSTANDING		<input checked="" type="checkbox"/>
88430	38578	1273	US POSTAL SERVICE	1/29/2026	ACCOUNTS _PAYABLE	1,500.00	Check		OUTSTANDING		<input checked="" type="checkbox"/>
88431	38557	36467	WALMART TREVIPAY	1/29/2026	ACCOUNTS _PAYABLE	149.80	Check		OUTSTANDING		<input checked="" type="checkbox"/>
88432	38579	36090	WINGATE BY WYNDHAM	1/29/2026	ACCOUNTS _PAYABLE	916.80	Check		OUTSTANDING		<input checked="" type="checkbox"/>
88433	38591	4756	BRICKER & GRAYDON,LLP	1/30/2026	ACCOUNTS _PAYABLE	34.00	Check		OUTSTANDING		<input checked="" type="checkbox"/>
88434	38594	5706	CUMMINS BRIDGEWAY	1/30/2026	ACCOUNTS _PAYABLE	1,000.00	Check		OUTSTANDING		<input checked="" type="checkbox"/>
88435	38586	34383	EBS - STEPPING STONE GROUP	1/30/2026	ACCOUNTS _PAYABLE	8,051.00	Check		OUTSTANDING		<input checked="" type="checkbox"/>
88436	38593	3716	HAGUE CRYSTAL CLEAR WATER	1/30/2026	ACCOUNTS _PAYABLE	44.75	Check		OUTSTANDING		<input checked="" type="checkbox"/>
88437	38592	36487	HANNING SURVEYING LLC	1/30/2026	ACCOUNTS _PAYABLE	4,800.00	Check		OUTSTANDING		<input checked="" type="checkbox"/>
88438	38590	36211	HILL INTERNATIONAL TRUCKS LLC	1/30/2026	ACCOUNTS _PAYABLE	124.95	Check		OUTSTANDING		<input checked="" type="checkbox"/>
88439	38596	350008	Hynek-Goon, Chanda	1/30/2026	ACCOUNTS _PAYABLE	134.70	Check		OUTSTANDING		<input checked="" type="checkbox"/>
88440	38595	350103	KLENK, ROBIN	1/30/2026	ACCOUNTS _PAYABLE	75.40	Check		OUTSTANDING		<input checked="" type="checkbox"/>
88441	38589	36492	MCGRANA HAN ASSOCIATES INC	1/30/2026	ACCOUNTS _PAYABLE	2,500.00	Check		OUTSTANDING		<input checked="" type="checkbox"/>
88442	38588	3613	NORTH CENTRAL OHIO ESC	1/30/2026	ACCOUNTS _PAYABLE	680.00	Check		OUTSTANDING		<input checked="" type="checkbox"/>
88443	38598	5764	ONTARIO LOCAL SCHOOLS	1/30/2026	ACCOUNTS _PAYABLE	100.00	Check		OUTSTANDING		<input checked="" type="checkbox"/>
88444	38587	350097	RENHILL HOLDINGS, INC	1/30/2026	ACCOUNTS _PAYABLE	18,364.89	Check		OUTSTANDING		<input checked="" type="checkbox"/>
88445	38597	34381	REVASCENT HEALTHCARE PROCESS CONSULTING	1/30/2026	ACCOUNTS _PAYABLE	1,000.00	Check		OUTSTANDING		<input checked="" type="checkbox"/>
Grand						\$					

Total	283,081.58
--------------	-------------------

CRESTVIEW LOCAL SCHOOLS

Cash Summary Report

	Full Account Code	Description	Initial Cash	MTD Received	FYTD Received	MTD Expended	FYTD Expended	Fund Balance	Encumbrance	Unencumbered Balance
Fund:	001									
	001-0000	GENERAL FUND	\$ 6,781,509.71	\$ 683,464.33	\$ 7,817,545.89	\$ 1,158,579.11	\$ 8,644,251.73	\$ 5,954,803.87	\$ 1,523,685.94	\$ 4,431,117.93
			\$ 6,781,509.71	\$ 683,464.33	\$ 7,817,545.89	\$ 1,158,579.11	\$ 8,644,251.73	\$ 5,954,803.87	\$ 1,523,685.94	\$ 4,431,117.93
Fund:	003									
	003-0000	PERMANENT IMPROVEMENT FUND	593,184.69	0.00	185,276.97	0.00	230,901.19	547,560.47	74,748.06	472,812.41
			\$ 593,184.69	\$ 0.00	\$ 185,276.97	\$ 0.00	\$ 230,901.19	\$ 547,560.47	\$ 74,748.06	\$ 472,812.41
Fund:	006									
	006-0000	FOOD SERVICES FUND	162,832.81	39,671.39	278,640.55	52,211.28	387,344.45	54,128.91	171,164.45	(117,035.54)
			\$ 162,832.81	\$ 39,671.39	\$ 278,640.55	\$ 52,211.28	\$ 387,344.45	\$ 54,128.91	\$ 171,164.45	\$ (117,035.54)
Fund:	007									
	007-9691	STAFF TRUST FUND HIGH SCHOOL	56.08	0.00	0.00	0.00	0.00	56.08	0.00	56.08
	007-9692	STAFF TRUST FUND MIDDLE SCHOOL	2,017.63	0.00	214.00	0.00	574.79	1,656.84	3.82	1,653.02
	007-9693	STAFF TRUST FUND ELEMENTARY	1,574.35	0.00	0.00	0.00	0.00	1,574.35	0.00	1,574.35
	007-9904	RECYCLING SCHOLARSHIP	3,269.00	13.12	57.61	0.00	0.00	3,326.61	0.00	3,326.61
	007-9905	RED CROSS SCHOLARSHIP	750.00	0.00	0.00	0.00	500.00	250.00	0.00	250.00
			\$ 7,667.06	\$ 13.12	\$ 271.61	\$ 0.00	\$ 1,074.79	\$ 6,863.88	\$ 3.82	\$ 6,860.06
Fund:	018									
	018-9421	HIGH SCHOOL PUBLIC SCHOOL SUPPORT	108.38	10.00	745.57	0.00	119.30	734.65	12.76	721.89
	018-9422	MIDDLE SCHOOL PUBLIC SCHOOL SUPPORT	0.07	0.00	1,923.92	0.00	283.10	1,640.89	344.77	1,296.12
	018-9423	ELEMENTARY SCHOOL PUBLIC SCHOOL SUPPORT	4,091.30	5.00	9,553.56	990.77	8,075.57	5,569.29	1,423.00	4,146.29
	018-9521	SARAH CURRY FLOWER FUND	735.36	0.00	0.00	0.00	0.00	735.36	0.00	735.36
	018-9522	MIDDLE SCHOOL WASHINGTON DC TRIP FUND	2,516.41	0.00	0.00	0.00	0.00	2,516.41	0.00	2,516.41
	018-9523	6TH GRADE OUTDOOR SCHOOL	0.00	90.00	1,876.00	3,600.00	3,600.00	(1,724.00)	3,600.00	(5,324.00)
	018-9524	MILITARY APPRECIATION FUND	7,713.00	0.00	0.00	0.00	0.00	7,713.00	2,733.20	4,979.80
	018-9525	COUGAR CAFE-LIFE SKILLS	0.00	136.00	255.00	0.00	0.00	255.00	88.07	166.93
			\$ 15,164.52	\$ 241.00	\$ 14,354.05	\$ 4,590.77	\$ 12,077.97	\$ 17,440.60	\$ 8,201.80	\$ 9,238.80
Fund:	019									
	019-9907	CRESTVIEW EDUCATIONAL FOUNDATION GRANTS	1,565.15	0.00	0.00	0.00	1,088.94	476.21	121.49	354.72
	019-9941	Green Team Grant	461.95	0.00	0.00	0.00	0.00	461.95	0.00	461.95
	019-9953	RCF-UKULELE GRANT-HILL	0.00	0.00	1,500.00	0.00	1,500.00	0.00	0.00	0.00
	019-9954	RCF-METAL DETECTING CLUB-BARNES	0.00	0.00	1,500.00	0.00	1,500.00	0.00	0.00	0.00
	019-9955	RCF-RACING MINDS GRANT-SOUDER	0.00	0.00	1,500.00	0.00	0.00	1,500.00	0.00	1,500.00
	019-9956	RTA GRANT-LIFE SKILLS	0.00	0.00	753.00	0.00	753.00	0.00	0.00	0.00

CRESTVIEW LOCAL SCHOOLS
Cash Summary Report

	Full Account Code	Description	Initial Cash	MTD Received	FYTD Received	MTD Expended	FYTD Expended	Fund Balance	Encumbrance	Unencumbered Balance
	019-9957	RTA GRANT-SNAP CIRCUITS-STEM	\$ 0.00	\$ 0.00	\$ 457.91	\$ 0.00	\$ 0.00	\$ 457.91	\$ 456.56	\$ 1.35
	019-9958	RTA-PHYS ED INCENTIVE PROGRAM	0.00	0.00	745.00	0.00	0.00	745.00	745.00	0.00
			\$ 2,027.10	\$ 0.00	\$ 6,455.91	\$ 0.00	\$ 4,841.94	\$ 3,641.07	\$ 1,323.05	\$ 2,318.02
Fund:	022									
	022-9001	RETIREMENT CLEARING ACCOUNT	104,755.83	85,545.99	650,067.61	94,518.00	679,693.69	75,129.75	0.00	75,129.75
	022-9002	WORKERS COMPENSATION ACCOUNT	11,573.75	2,093.19	13,790.10	1,146.00	13,722.00	11,641.85	0.00	11,641.85
			\$ 116,329.58	\$ 87,639.18	\$ 663,857.71	\$ 95,664.00	\$ 693,415.69	\$ 86,771.60	\$ 0.00	\$ 86,771.60
Fund:	034									
	034-0000	CLASSROOM FACILITIES MAINT FUND (.5 MILL)	37,043.72	0.00	38,041.56	0.00	25,259.01	49,826.27	41,357.50	8,468.77
			\$ 37,043.72	\$ 0.00	\$ 38,041.56	\$ 0.00	\$ 25,259.01	\$ 49,826.27	\$ 41,357.50	\$ 8,468.77
Fund:	070									
	070-0000	CAPITAL PROJECTS FUND	3,952,531.11	0.00	0.00	4,800.00	375,263.87	3,577,267.24	79,978.24	3,497,289.00
	070-9225	CAPITAL PROJECTS FUND-FY25	8,000,000.00	0.00	0.00	0.00	0.00	8,000,000.00	0.00	8,000,000.00
			\$ 11,952,531.11	\$ 0.00	\$ 0.00	\$ 4,800.00	\$ 375,263.87	\$ 11,577,267.24	\$ 79,978.24	\$ 11,497,289.00
Fund:	200									
	200-9126	INDUSTRIAL ART MASS PRODUCTION	5,325.13	0.00	980.00	0.00	1,008.87	5,296.26	0.00	5,296.26
	200-9128	SPANISH CLUB	400.80	0.00	0.00	0.00	0.00	400.80	0.00	400.80
	200-9141	NAT'L HONOR SOCIETY	1,542.28	1,192.25	1,787.93	488.06	1,795.06	1,535.15	0.00	1,535.15
	200-9224	CLASS OF 2024	2,279.92	0.00	0.00	0.00	294.00	1,985.92	0.00	1,985.92
	200-9225	CLASS OF 2025	4,193.54	0.00	0.00	0.00	2,881.00	1,312.54	0.00	1,312.54
	200-9226	CLASS OF 2026	5,065.70	30.00	490.00	0.00	165.19	5,390.51	650.00	4,740.51
	200-9227	CLASS OF 2027	1,571.00	160.00	931.36	160.00	248.11	2,254.25	1,319.97	934.28
	200-9228	CLASS OF 2028	660.00	30.00	450.00	0.00	0.00	1,110.00	0.00	1,110.00
	200-9229	CLASS OF 2029	0.00	20.00	420.00	0.00	0.00	420.00	0.00	420.00
	200-9611	HIGH SCHOOL STUDENT COUNCIL	10,854.28	0.00	2,401.00	0.00	1,173.07	12,082.21	0.00	12,082.21
	200-9612	MIDDLE SCHOOL STUDENT COUNCIL	4,373.57	0.00	522.00	0.00	526.38	4,369.19	80.00	4,289.19
	200-9680	YEARBOOK	9,076.82	390.00	1,490.00	193.95	2,410.92	8,155.90	580.63	7,575.27
	200-9690	NEWSPAPER	19.74	0.00	0.00	0.00	0.00	19.74	0.00	19.74
	200-9691	CRESTVIEW FELLOWSHIP OF CHRISTIAN ATHLETES	42.47	0.00	0.00	0.00	0.00	42.47	0.00	42.47
			\$ 45,405.25	\$ 1,822.25	\$ 9,472.29	\$ 842.01	\$ 10,502.60	\$ 44,374.94	\$ 2,630.60	\$ 41,744.34
Fund:	300									
	300-9002	MIDDLE SCHOOL LIBRARY	210.62	0.00	1,740.60	0.00	1,738.75	212.47	0.00	212.47
	300-9003	ES LIBRARY	494.95	0.00	3,456.86	0.00	3,408.75	543.06	0.00	543.06
	300-9113	DRAMA CLUB	4,597.30	0.00	3,461.00	161.56	3,993.40	4,064.90	935.96	3,128.94

CRESTVIEW LOCAL SCHOOLS

Cash Summary Report

	Full Account Code	Description	Initial Cash	MTD Received	FYTD Received	MTD Expended	FYTD Expended	Fund Balance	Encumbrance	Unencumbered Balance
	300-9115	ART CLUB	\$ 632.16	\$ 0.00	\$ 0.00	\$ 0.00	\$ 0.00	\$ 632.16	\$ 0.00	\$ 632.16
	300-9134	BAND	861.67	0.00	0.00	239.99	479.98	381.69	750.00	(368.31)
	300-9137	VOCAL	3,312.21	0.00	0.00	0.00	3,123.84	188.37	112.80	75.57
	300-9330	FFA	43,797.68	(1,475.00)	48,883.92	689.25	30,881.22	61,800.38	27,828.43	33,971.95
	300-9500	ATHLETICS	0.00	13,014.00	84,999.45	6,970.69	92,624.87	(7,625.42)	45,280.73	(52,906.15)
	300-9511	BASEBALL COACH'S FUND	3,167.50	0.00	482.00	0.00	0.00	3,649.50	65.00	3,584.50
	300-9512	BOYS BASKETBALL COACH'S FUND	1,549.46	0.00	619.00	0.00	0.00	2,168.46	609.98	1,558.48
	300-9513	BOYS SOCCER COACH'S FUND	0.00	0.00	1,860.00	0.00	358.02	1,501.98	0.00	1,501.98
	300-9516	FOOTBALL COACH'S FUND	6,280.62	0.00	0.00	905.76	3,794.06	2,486.56	0.00	2,486.56
	300-9523	HS CROSS COUNTRY COACH'S FUND	19,299.72	0.00	500.00	0.00	5,225.56	14,574.16	4,012.93	10,561.23
	300-9524	GOLF COACH'S FUND	4,468.91	0.00	1,204.00	0.00	1,668.75	4,004.16	1,131.25	2,872.91
	300-9526	MS TRACK COACH'S FUND	300.00	0.00	0.00	0.00	0.00	300.00	0.00	300.00
	300-9527	TRACK COACH'S FUND	191.25	0.00	0.00	0.00	0.00	191.25	0.00	191.25
	300-9528	WRESTLING COACH'S FUND	355.05	0.00	0.00	0.00	209.97	145.08	0.00	145.08
	300-9531	HS GIRLS BASKETBALL COACH'S FUND	1,290.62	0.00	2,559.00	0.00	1,289.69	2,559.93	1,499.31	1,060.62
	300-9533	GIRLS SOCCER COACH'S FUND	2,073.33	0.00	0.00	0.00	0.00	2,073.33	0.00	2,073.33
	300-9534	SOFTBALL COACH'S FUND	5,532.58	0.00	188.00	0.00	0.00	5,720.58	65.00	5,655.58
	300-9535	VOLLEYBALL COACH'S FUND	1,953.78	0.00	4,605.00	0.00	4,953.92	1,604.86	82.00	1,522.86
	300-9537	SWIM Coaches Fund	1,886.43	0.00	0.00	0.00	0.00	1,886.43	0.00	1,886.43
	300-9553	HS CHEERLEADING COACH'S FUND	335.76	420.00	670.00	84.99	470.09	535.67	0.00	535.67
	300-9554	MIDDLE SCHOOL CHEERLEADING FUND	164.41	0.00	250.00	0.00	0.00	414.41	0.00	414.41
Fund:	439		\$ 102,756.01	\$ 11,959.00	\$ 155,478.83	\$ 9,052.24	\$ 154,220.87	\$ 104,013.97	\$ 82,373.39	\$ 21,640.58
	439-9226	FY26 PUBLIC SCHOOL PRESCHOOL	0.00	14,450.00	50,575.00	10,208.85	61,255.04	(10,680.04)	0.00	(10,680.04)
			\$ 0.00	\$ 14,450.00	\$ 50,575.00	\$ 10,208.85	\$ 61,255.04	\$ (10,680.04)	\$ 0.00	\$ (10,680.04)
Fund:	451									
	451-9200	NETWORK CONNECTIVITY AND ONENET	0.00	0.00	6,000.00	0.00	0.00	6,000.00	0.00	6,000.00
			\$ 0.00	\$ 0.00	\$ 6,000.00	\$ 0.00	\$ 0.00	\$ 6,000.00	\$ 0.00	\$ 6,000.00
Fund:	499									
	499-9224	FY24 SCHOOL SAFETY GRANT-ATTORNEY GENERAL	301.70	0.00	0.00	0.00	0.00	301.70	0.00	301.70
	499-9926	FY26 BWC SAFETY INTERVENTION GRANT	0.00	16,065.00	16,065.00	16,065.00	16,065.00	0.00	0.00	0.00
			\$ 301.70	\$ 16,065.00	\$ 16,065.00	\$ 16,065.00	\$ 16,065.00	\$ 301.70	\$ 0.00	\$ 301.70
Fund:	516									
	516-9226	FY26 IDEA-B	0.00	41,558.98	165,839.05	27,706.36	165,839.05	0.00	0.00	0.00
			\$ 0.00	\$ 41,558.98	\$ 165,839.05	\$ 27,706.36	\$ 165,839.05	\$ 0.00	\$ 0.00	\$ 0.00

CRESTVIEW LOCAL SCHOOLS

Cash Summary Report

	Full Account Code	Description	Initial Cash	MTD Received	FYTD Received	MTD Expended	FYTD Expended	Fund Balance	Encumbrance	Unencumbered Balance
Fund:		572								
	572-9225	FY25 TITLE I-A	\$ (35,882.11)	\$ 0.00	\$ 34,720.03	\$ 0.00	\$ (1,162.08)	\$ 0.00	\$ 0.00	\$ 0.00
	572-9226	FY26 TITLE I-A	0.00	44,824.50	163,948.32	27,644.33	163,948.32	0.00	267.00	(267.00)
			\$ (35,882.11)	\$ 44,824.50	\$ 198,668.35	\$ 27,644.33	\$ 162,786.24	\$ 0.00	\$ 267.00	\$ (267.00)
Fund:		584								
	584-9226	FY26 TITLE IV	0.00	25,534.03	25,534.03	28,350.88	28,350.88	(2,816.85)	0.00	(2,816.85)
			\$ 0.00	\$ 25,534.03	\$ 25,534.03	\$ 28,350.88	\$ 28,350.88	\$ (2,816.85)	\$ 0.00	\$ (2,816.85)
Fund:		590								
	590-9225	FY25 TITLE II-A	(13,257.24)	0.00	13,257.24	0.00	0.00	0.00	0.00	0.00
	590-9226	FY26 TITLE II-A	0.00	0.00	2,621.43	680.00	3,301.43	(680.00)	2,647.72	(3,327.72)
			\$ (13,257.24)	\$ 0.00	\$ 15,878.67	\$ 680.00	\$ 3,301.43	\$ (680.00)	\$ 2,647.72	\$ (3,327.72)
Fund:		599								
	599-9926	National Archery in Schools Grant	0.00	0.00	2,500.00	0.00	2,500.00	0.00	0.00	0.00
			\$ 0.00	\$ 0.00	\$ 2,500.00	\$ 0.00	\$ 2,500.00	\$ 0.00	\$ 0.00	\$ 0.00
Grand Total			\$ 19,767,613.91	\$ 967,242.78	\$ 9,650,455.47	\$ 1,436,394.83	\$ 10,979,251.75	\$ 18,438,817.63	\$ 1,988,381.57	\$ 16,450,436.06

CRESTVIEW LOCAL SCHOOLS

Check Report

Check Number	Payment Number	Transaction Type	Amount	Issued Date	Transaction Date	Reconciled Date	Status	Pay To Name
81982	1026701	PayrollCheck	\$ 1,201.87	7/12/2024	7/9/2024		Paid	NONNEMACHE R, KENNEDY
82307	1033011	DeductionCheck	4.18	11/28/2025	11/24/2025		Paid	PEOPLE-QUALIFIED COMMITTEE
82316	1033070	PayrollCheck	100.07	12/12/2025	12/9/2025		Paid	SANDVIK, MOLLY
82326	1033365	DeductionCheck	4.18	12/26/2025	12/22/2025		Paid	PEOPLE-QUALIFIED COMMITTEE
82330	1033373	DeductionCheck	2,394.42	12/26/2025	12/22/2025		Paid	Trustmark
82335	1033660	PayrollCheck	665.96	1/23/2026	1/21/2026		Paid	GRUBBS, PAM
82336	1033656	PayrollCheck	744.16	1/23/2026	1/21/2026		Paid	SMILEY, BRIAN
82339	1033689	DeductionCheck	972.11	1/23/2026	1/22/2026		Paid	Grady Enterprises Inc.
82340	1033692	DeductionCheck	336.39	1/23/2026	1/22/2026		Paid	Mansfield Clerk of Court
82341	1033693	DeductionCheck	724.56	1/23/2026	1/22/2026		Paid	OAPSE
82342	1033697	DeductionCheck	19,717.97	1/23/2026	1/22/2026		Paid	OHIO SCHOOL BENEFITS
82343	1033698	DeductionCheck	67.49	1/23/2026	1/22/2026		Paid	ONTARIO INCOME TAX
82345	1033704	DeductionCheck	2,667.40	1/23/2026	1/22/2026		Paid	TEXAS LIFE INSURANCE COMPANY
82346	1033705	DeductionCheck	85.00	1/23/2026	1/22/2026		Paid	THE CRESTVIEW EDUCATIONAL Trustmark
82347	1033706	DeductionCheck	2,406.06	1/23/2026	1/22/2026		Paid	
82348	1033707	DeductionCheck	100.00	1/23/2026	1/22/2026		Paid	UNITED WAY OF RICHLAND COUNTY
82349	1033708	DeductionCheck	232.17	1/23/2026	1/22/2026		Paid	WASHINGTON NATIONAL INSURANCE
Grand Total			\$ 32,423.99					



Post Office Box 3500
Newark, OH 43058-9983

Statement Ending 01/30/2026




CRESTVIEW LOCAL SCHOOL

Page 1 of 2

Account Number: XXXXXXXXXXXX0593

CRESTVIEW LOCAL SCHOOL
1575 STATE ROUTE 96
ASHLAND OH 44805-9262

Managing Your Accounts

	Address	3 N. Main Street Mansfield, OH 44902
	Customer Care	888-474-PARK (7275)
	Visit us online	parknationalbank.com

Summary of Accounts

For additional information about this account, visit the Depositor Control Panel (www.depositorcontrol.com). This secure website allows you to view interest rates, placements of funds, and more. If you have trouble logging on, please contact us.

Account Type	Account Number	Ending Balance
BUS PROMONTORY ICS MMA	XXXXXXXXXXXX0593	\$140,887.31

BUS PROMONTORY ICS MMA - XXXXXXXXXXXX0593

Account Summary

Date	Description	Amount
01/01/2026	Beginning Balance	\$140,592.68
	1 Credit(s) This Period	\$294.63
	0 Debit(s) This Period	\$0.00
01/30/2026	Ending Balance	\$140,887.31

Account Activity

Post Date	Description	Debits	Credits	Balance
01/01/2026	Beginning Balance			\$140,592.68
01/30/2026	INTEREST POSTING FOR DDA 1080109170593		\$294.63	\$140,887.31
01/30/2026	Ending Balance			\$140,887.31

Daily Balances

Date	Amount
01/30/2026	\$140,887.31

Overdraft and Returned Item Fees

	Total for this period	Total year-to-date	Previous year-to-date
Total Overdraft Fees	\$0.00	\$0.00	\$0.00
Total Returned Item Fees	\$0.00	\$0.00	\$0.00

CheckLine Finance Charges

The amount of the finance charge incurred during this billing cycle, as disclosed within the CheckLine Account Summary, if applicable, was computed by calculating the sum of the product of actual daily balance during the billing cycle multiplied by the Daily Periodic Rate. The sum of all actual daily balances for each day of the current billing cycle (excluding any previously billed but unpaid finance charge) divided by the number of days in the current billing cycle is disclosed within the CheckLine Account Summary section as the "Average Daily Balance."

Notice of Negative Furnishing

We may report information about your account to credit bureaus. Late payments, missed payments, or other defaults on your account may be reflected in your credit report.

In Case of Errors or Questions about your Electronic Transfers (Consumer/Personal Accounts Only)

Telephone us at 888-474-7275 or Write us at the address on the face of this statement as soon as you can, if you think your statement or receipt is wrong or if you need more information about a transfer on the statement or receipt. We must hear from you no later than 60 days after we sent you the FIRST statement on which the error or problem appeared.

- (1) Tell us your name and account number (if any).
- (2) Describe the error or the transfer you are unsure about, and explain as clearly as you can why you believe it is an error or why you need more information.
- (3) Tell us the dollar amount of the suspected error.

We will investigate your complaint and will correct any error promptly. If we take more than 10 business days to do this, we will credit your account for the amount you think is in error, so that you will have the use of the money during the time it takes us to complete our investigation.



Post Office Box 3500
Newark, OH 43058-9983

Statement Ending 01/30/2026

CRESTVIEW LOCAL SCHOOL

Page 1 of 4

Account Number: XXXXXXXXXXXX5920

CRESTVIEW LOCAL SCHOOL
1575 STATE ROUTE 96
ASHLAND OH 44805-9262

Managing Your Accounts



Address

3 N. Main Street
Mansfield, OH 44902



Customer Care

888-474-PARK (7275)



Visit us online

parknationalbank.com

Summary of Accounts

For additional information about this account, visit the Depositor Control Panel (www.depositorcontrol.com). This secure website allows you to view interest rates, placements of funds, and more. If you have trouble logging on, please contact us.

Account Type	Account Number	Ending Balance
BUS PROMONTORY ICS DDA	XXXXXXXXXXXX5920	\$1,025,116.65

BUS PROMONTORY ICS DDA - XXXXXXXXXXXX5920

Account Summary

Date	Description	Amount
01/01/2026	Beginning Balance	\$1,431,123.34
	8 Credit(s) This Period	\$394,877.34
	13 Debit(s) This Period	\$800,884.03
01/30/2026	Ending Balance	\$1,025,116.65

Account Activity

Post Date	Description	Debits	Credits	Balance
01/01/2026	Beginning Balance			\$1,431,123.34
01/02/2026	TRANSFER TO COMMERCIAL CHECKING ACCOUNT XXXXXXXXXXXXXXXXXXXX0878	\$6,987.24		\$1,424,136.10
01/05/2026	TRANSFER TO COMMERCIAL CHECKING ACCOUNT XXXXXXXXXXXXXXXXXXXX0878	\$170,271.16		\$1,253,864.94
01/06/2026	TRANSFER TO COMMERCIAL CHECKING ACCOUNT XXXXXXXXXXXXXXXXXXXX0878	\$187,326.39		\$1,066,538.55
01/07/2026	TRANSFER FROM COMMERCIAL CHECKING ACCOUNT XXXXXXXXXXXXXXXXXXXX0878		\$895.02	\$1,067,433.57
01/08/2026	TRANSFER FROM COMMERCIAL CHECKING ACCOUNT XXXXXXXXXXXXXXXXXXXX0878		\$476.00	\$1,067,909.57
01/09/2026	TRANSFER FROM COMMERCIAL CHECKING ACCOUNT XXXXXXXXXXXXXXXXXXXX0878		\$149,462.47	\$1,217,372.04
01/12/2026	TRANSFER FROM COMMERCIAL CHECKING ACCOUNT XXXXXXXXXXXXXXXXXXXX0878		\$18,912.70	\$1,236,284.74
01/13/2026	TRANSFER TO COMMERCIAL CHECKING ACCOUNT XXXXXXXXXXXXXXXXXXXX0878	\$29,071.26		\$1,207,213.48
01/14/2026	TRANSFER TO COMMERCIAL CHECKING ACCOUNT XXXXXXXXXXXXXXXXXXXX0878	\$78,561.96		\$1,128,651.52
01/15/2026	TRANSFER TO COMMERCIAL CHECKING ACCOUNT XXXXXXXXXXXXXXXXXXXX0878	\$9,145.73		\$1,119,505.79
01/16/2026	TRANSFER TO COMMERCIAL CHECKING ACCOUNT	\$246.16		\$1,119,259.63

BUS PROMONTORY ICS DDA - XXXXXXXXXXXX5920 (continued)

Account Activity (continued)

Post Date	Description	Debits	Credits	Balance
	XXXXXXXXXXXXXXXXXXXX0878			
01/20/2026	TRANSFER TO COMMERCIAL CHECKING ACCOUNT XXXXXXXXXXXXXXXXXXXX0878	\$11,724.28		\$1,107,535.35
01/21/2026	TRANSFER TO COMMERCIAL CHECKING ACCOUNT XXXXXXXXXXXXXXXXXXXX0878	\$224,702.12		\$882,833.23
01/22/2026	TRANSFER TO COMMERCIAL CHECKING ACCOUNT XXXXXXXXXXXXXXXXXXXX0878	\$29,865.72		\$852,967.51
01/23/2026	TRANSFER FROM COMMERCIAL CHECKING ACCOUNT XXXXXXXXXXXXXXXXXXXX0878		\$114,164.20	\$967,131.71
01/26/2026	TRANSFER TO COMMERCIAL CHECKING ACCOUNT XXXXXXXXXXXXXXXXXXXX0878	\$24,671.33		\$942,460.38
01/27/2026	TRANSFER TO COMMERCIAL CHECKING ACCOUNT XXXXXXXXXXXXXXXXXXXX0878	\$5,879.37		\$936,581.01
01/28/2026	TRANSFER TO COMMERCIAL CHECKING ACCOUNT XXXXXXXXXXXXXXXXXXXX0878	\$22,431.31		\$914,149.70
01/29/2026	TRANSFER FROM COMMERCIAL CHECKING ACCOUNT XXXXXXXXXXXXXXXXXXXX0878		\$80,439.76	\$994,589.46
01/30/2026	INTEREST POSTING FOR DDA 1101021585920		\$1,680.49	\$996,269.95
01/30/2026	TRANSFER FROM COMMERCIAL CHECKING ACCOUNT XXXXXXXXXXXXXXXXXXXX0878		\$28,846.70	\$1,025,116.65
01/30/2026	Ending Balance			\$1,025,116.65

Daily Balances

Date	Amount	Date	Amount	Date	Amount
01/02/2026	\$1,424,136.10	01/13/2026	\$1,207,213.48	01/23/2026	\$967,131.71
01/05/2026	\$1,253,864.94	01/14/2026	\$1,128,651.52	01/26/2026	\$942,460.38
01/06/2026	\$1,066,538.55	01/15/2026	\$1,119,505.79	01/27/2026	\$936,581.01
01/07/2026	\$1,067,433.57	01/16/2026	\$1,119,259.63	01/28/2026	\$914,149.70
01/08/2026	\$1,067,909.57	01/20/2026	\$1,107,535.35	01/29/2026	\$994,589.46
01/09/2026	\$1,217,372.04	01/21/2026	\$882,833.23	01/30/2026	\$1,025,116.65
01/12/2026	\$1,236,284.74	01/22/2026	\$852,967.51		

Overdraft and Returned Item Fees

	Total for this period	Total year-to-date	Previous year-to-date
Total Overdraft Fees	\$0.00	\$0.00	\$0.00
Total Returned Item Fees	\$0.00	\$0.00	\$0.00

CheckLine Finance Charges

The amount of the finance charge incurred during this billing cycle, as disclosed within the CheckLine Account Summary, if applicable, was computed by calculating the sum of the product of actual daily balance during the billing cycle multiplied by the Daily Periodic Rate. The sum of all actual daily balances for each day of the current billing cycle (excluding any previously billed but unpaid finance charge) divided by the number of days in the current billing cycle is disclosed within the CheckLine Account Summary section as the "Average Daily Balance."

Notice of Negative Furnishing

We may report information about your account to credit bureaus. Late payments, missed payments, or other defaults on your account may be reflected in your credit report.

In Case of Errors or Questions about your Electronic Transfers (Consumer/Personal Accounts Only)

Telephone us at 888-474-7275 or Write us at the address on the face of this statement as soon as you can, if you think your statement or receipt is wrong or if you need more information about a transfer on the statement or receipt. We must hear from you no later than 60 days after we sent you the FIRST statement on which the error or problem appeared.

- (1) Tell us your name and account number (if any).
- (2) Describe the error or the transfer you are unsure about, and explain as clearly as you can why you believe it is an error or why you need more information.
- (3) Tell us the dollar amount of the suspected error.

We will investigate your complaint and will correct any error promptly. If we take more than 10 business days to do this, we will credit your account for the amount you think is in error, so that you will have the use of the money during the time it takes us to complete our investigation.

THIS PAGE LEFT INTENTIONALLY BLANK

Wealth Management
Park National Bank
PO Box 3500
Newark OH 43058-9983



For questions concerning your account, please contact your account administrator(s):

Scott A Heimann 419-525-8774
scott.heimann@parknationalbank.com

Confidential Statement of Account

January 1, 2026 Through January 31, 2026

Crestview Local School Managing Agency

Account Number: R607

Robin Klenk
150 Trease Road
Lexington, OH 44904

Investments may not be FDIC insured or bank guaranteed, and may lose value.

January 01, 2026 through January 31, 2026

Account Name : Crestview Local School Managing Agency

Account No : R607

Account Summary

<i>Beginning Market Value :</i>		\$ 3,816,780.44
<i>Receipts :</i>		
Cash Deposits :	0.00	
Asset Deposits :	0.00	
Total Receipts :		0.00
<i>Payments :</i>		
Disbursements :	0.00	
Withdrawals and Distributions :	0.00	
Administrative Expenses :	-409.03	
Total Payments :		-409.03
<i>Investment Income :</i>		
Tax Free Income :	0.00	
Taxable Interest :	12,128.09	
Dividends :	0.00	
Return of Capital (Income Assets Only) :	0.00	
Other Income :	0.00	
Total Investment Income :		12,128.09
<i>Investment Change :</i>	0.00	
Total Investment Change :		0.00
<i>Ending Market Value :</i>		\$ 3,828,499.50

January 01, 2026 through January 31, 2026

Account Name : Crestview Local School Managing Agency

Account No : R607

Portfolio Summary

January 31, 2026

	Portfolio %	Cost Basis	Market Value	Estimated Ann Inc	Current Yield
Cash Equivalents	100.00%	3,828,499.50	3,828,499.50	139,012.82	3.63%
<i>Total Portfolio</i>	100.00 %	3,828,499.50	3,828,499.50	139,012.82	3.63%
<i>Net Cash</i>			0.00		
<i>Total Market Value</i>			3,828,499.50		

Portfolio Components May Not Equal 100% Due To Rounding

January 01, 2026 through January 31, 2026

Account Name : Crestview Local School Managing Agency

Account No : R607

Summary Of Investment Holdings

Shares or Par Value	Investment Category	Cost Basis	Unit Value	Market Value	Estimated Ann Inc	Curr Yield	% Port
<u>Money Markets - Taxable</u>							
3,828,499.5	Northern Instl Government Select Portfolio	3,828,499.50	1.00	3,828,499.50	139,012.82	3.63%	100.00%
<i>Totals</i>		3,828,499.50		3,828,499.50	139,012.82	3.63%	100.00%
<i>Total Investments</i>		3,828,499.50		3,828,499.50	139,012.82	3.63%	100.00%
<i>Plus Net Cash</i>				0.00			
<i>Total Market Value</i>				3,828,499.50			

Gain or Loss amounts and transactions, as shown, may not reflect the amount to be used for income tax purposes.

January 01, 2026 through January 31, 2026

Account Name : Crestview Local School Managing Agency

Account No : R607

Account Transactions

Date	Description	Income	Principal	Tax Cost
	<i>Starting Balances</i>	\$ 519,377.90	\$ -519,377.90	\$ 0.00
	<u>Interest</u>			
01/02/2026	Daily Factor - Interest	12,128.09		
	Northern Instl Government Select Portfolio			
	Payable Date : 12/31/2025			
	Interest From 12/01/2025 To 12/31/2025			
	Sub Total	12,128.09	0.00	0.00
	<u>Administrative Expenses</u>			
01/02/2026	Market Fee	-204.51	-204.52	
	Market Value: 3,816,780.44			
	Sub Total	-204.51	-204.52	0.00
	<u>Money Market Activity</u>			
	1 Purchase(s) For	12,128.09		
	1 Sale(s) For	-409.03		
	<i>Ending Balances</i>	\$ 531,301.48	\$ -531,301.48	\$ 0.00

Disclosures

This trust statement should not be used for income tax purposes.

The Bank has entered into agreements with mutual fund processors that may result in our receiving fees from some of the investments in your account. Such fees will be retained as compensation and for recovery of cost in transacting and holding mutual funds. The fees typically range from zero to fifty basis points. This is not an increase in fees or expenses that you are currently paying. Receiving these fees will not adversely impact the investment performance of your account. Mutual fund shares are not insured or guaranteed by the Federal Deposit Insurance Corporation (FDIC) or any other agency of the U.S. government, unlike bank deposits. If you would like further explanation, please contact your account administrator.

Securities, mutual funds, and other investment products are not FDIC insured, not bank guaranteed, and may lose value.

Ohio Trust Code Disclosure

This is to notify you that Section 5810.05(A) of the Ohio Trust Code indicates that you have two years after the date this report was sent to commence a proceeding against the trustee.



P.O. Box 7177
Dublin, OH 43017

Account Statement

January 01, 2026 - January 30, 2026

ACCOUNT NUMBER

15581

REGISTRATION

CRESTVIEW LOCAL BD of ED
ATTN ROBIN KLENK
1575 ST RT 96
ASHLAND, OH 44805

Return Service Requested

0000932-0000976 PDFE 001 ----- 894749



CRESTVIEW LOCAL BD OF ED
ATTN ROBIN KLENK
1575 ST RT 96
ASHLAND, OH 44805

Client Services



Call: 800-648-STAR (7827)



Visit our website: www.tos.ohio.gov/star-ohio



Funds Management
STAR Ohio
Columbus, OH 43260

Shareholder Message Center

STAR Ohio will be closed on Monday, February 16, 2026 for Presidents Day.

The STAR Ohio email address is now info@starohio.gov. Please notify your auditor's office and use this email for any/all STAR Ohio related requests to ensure timely processing.

As a reminder, a 24 hr. advanced notification is recommended for purchases and redemption transactions over \$100 million. Transactions can be scheduled in advance both online and via phone allowing you the freedom to plan your time effectively.

Enhancing Security Awareness for Your Investments:

In today's digital landscape, security awareness is paramount for local governments of all sizes. To help you strengthen your defenses, we've compiled a checklist of security awareness best practices:

- Regular Training:** Conduct ongoing cybersecurity training for all employees, emphasizing phishing awareness and safe online practices.
- Multi-Factor Authentication (MFA):** Implement MFA for all financial systems to add an additional layer of security beyond passwords.
- Secure Access Controls:** Ensure that access to investment platforms is restricted based on roles and responsibilities, regularly reviewing permissions.
- Data Encryption:** Use encryption for sensitive data both in transit and at rest, protecting it from unauthorized access.
- Incident Response Plan:** Develop and regularly update an incident response plan to address potential security breaches swiftly and effectively.
- Regular Software Updates:** Keep all software, including firewalls and anti-virus programs, up to date to defend against vulnerabilities.
- Monitor Transactions:** Regularly review and monitor transactions for unusual activity, enabling quick detection of potential fraud.
- Secure Communication Channels:** Utilize secure methods for communication regarding sensitive financial information, avoiding unsecured emails.

Most importantly, if you believe your account or credentials may have been compromised in any way (including a direct compromise or through a cybersecurity or phishing incident), please contact STAR Ohio at 1.800.648.STAR (7827) to have your account(s) flagged to monitor any suspicious activity.

ACCOUNT SUMMARY

Funds	Total Shares	Share Price	Share Value
STAR Ohio	2,533,605.520	\$1.0000	\$2,533,605.52

DISTRIBUTION SUMMARY

Funds	YTD Earnings	Reinvestment Option
	Income	Income
STAR Ohio	\$8,234.57	Reinvest

TRANSACTIONS

STAR Ohio Account Number: 15581

30 Day Yield = 3.84%

Date	Transaction Type	To/From Account Number	Shares	Share Price	Gross Amount	Share Value
	Beginning Shares Balance		2,525,370.950	\$1.00		\$2,525,370.95
01/30/2026	Income Dividend Reinvestment		8,234.570	\$1.00	\$8,234.57	2,533,605.52
	Closing Balance		2,533,605.520	\$1.00		\$2,533,605.52

Crestview LSD

Investment Report

As of January 30, 2026



MEEDER

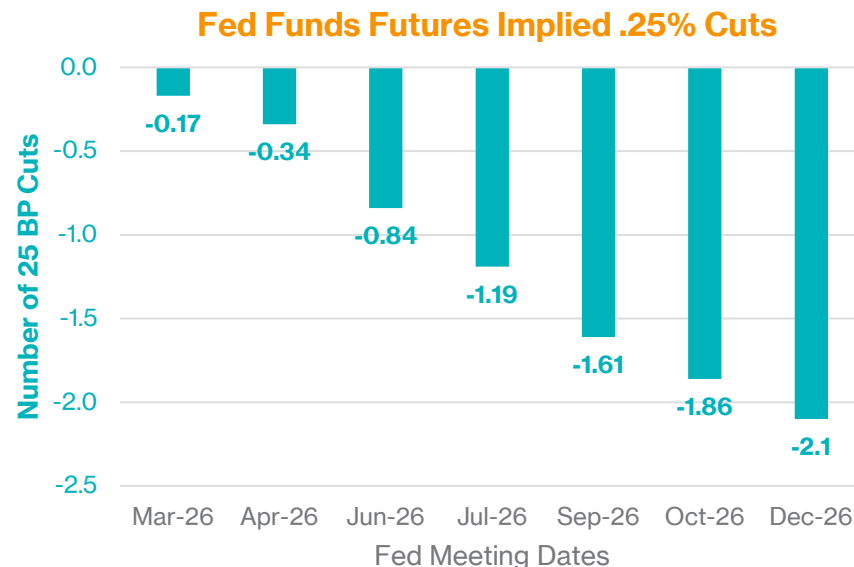
PUBLIC FUNDS



OBSERVATIONS AND EXPECTATIONS

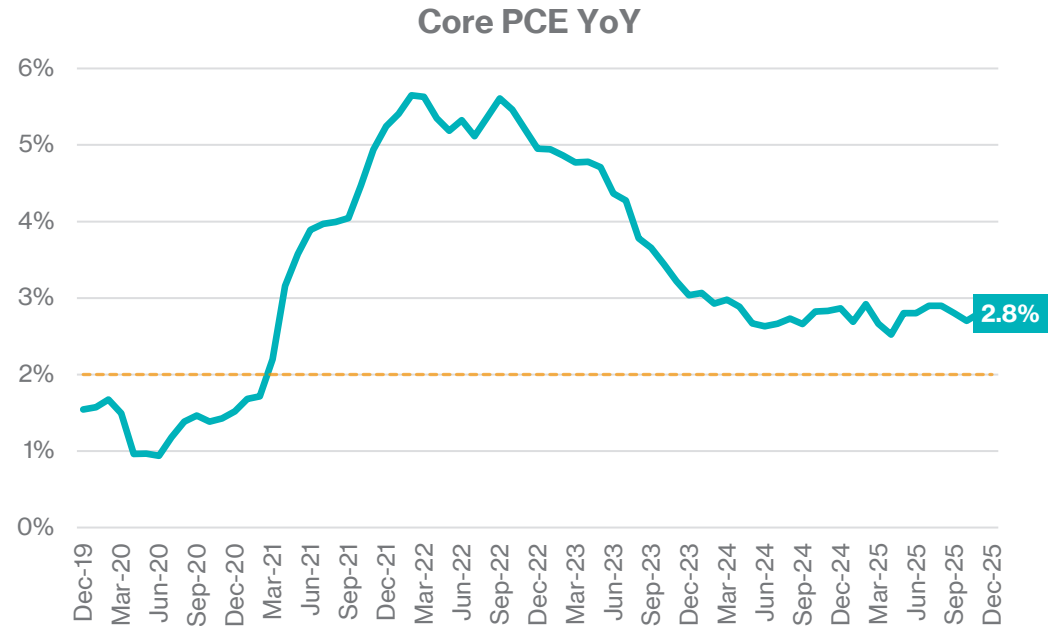
- Interest rates across the yield curve were up slightly for January
- The Fed paused their recent rate cutting by holding rates steady at their January meeting
- Economic growth continued to expand at a solid pace
- Labor market data showed there's not much hiring or firing taking place
- Inflation remained sticky and above the Fed 2 percent target rate

- The Fed Funds futures market is ever changing with the release of new economic and market data.
- At the end of January, the futures market was pricing in about two .25% Fed cuts by the end of 2026.

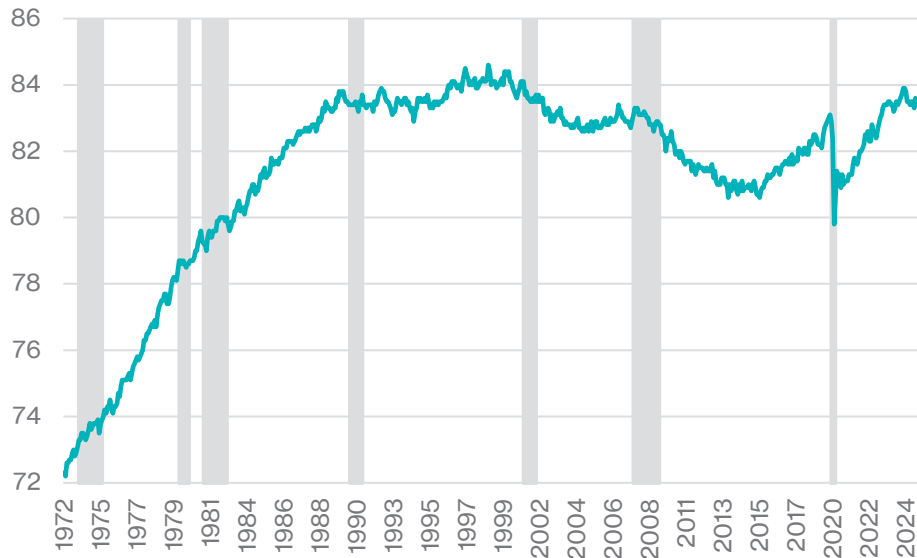


- Core Personal Consumption Expenditure YoY is the Fed's preferred inflation gauge.
- Core excludes food and energy components.
- It's been above the Fed's 2% target for 58 consecutive months.
- Economists expect Core PCE YoY to remain above the Fed's target this year.

SOURCES: BLOOMBERG



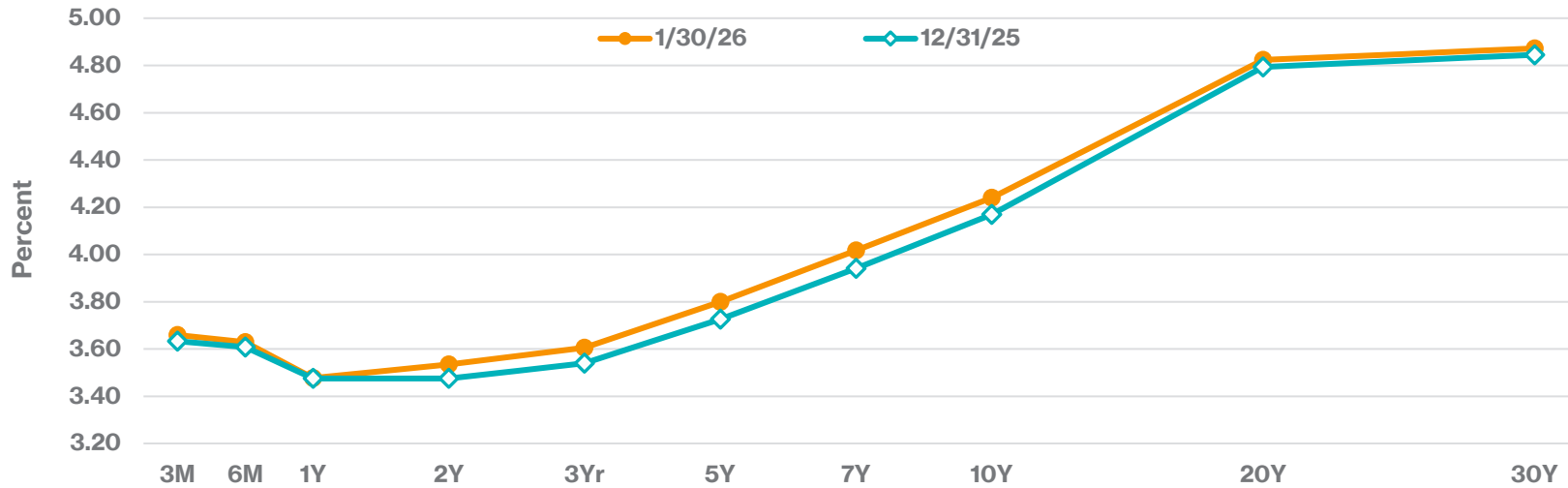
Labor Force Participation Rate 25-54 Year Olds



- The labor force participation rate (LFPR) for “prime aged workers” (25-54 year olds) has been climbing since pandemic lows.
- Fed Chair Powell stated recently that the labor market is stable.
- The large increase in the LFPR in 1970s and 1980s was primarily due to many more women entering the workforce.

SOURCE: BLOOMBERG

U.S. Treasury Yield Curve Change



Basis Point Change



Contents

Portfolio Summary	6
Position Statement	7
Transaction Statement	12
Income/Dividend Received	13
Contribution/Withdrawals and Expenses	14
Projected Income	15

Portfolio Summary

3.69

Weighted Average Yield to Maturity

2.35

Weighted Average Maturity (Years)

2.17

Portfolio Effective Duration (Years)

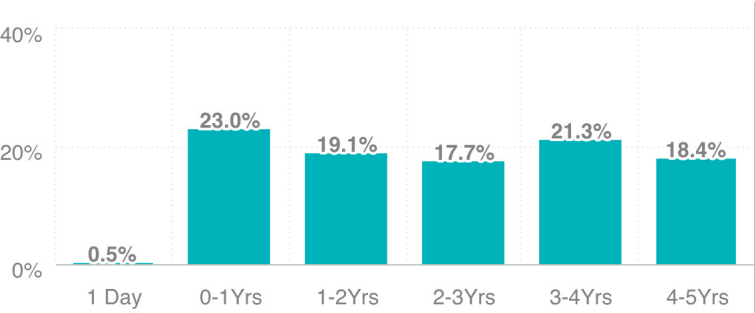
2.35

Weighted Average Life (Years)

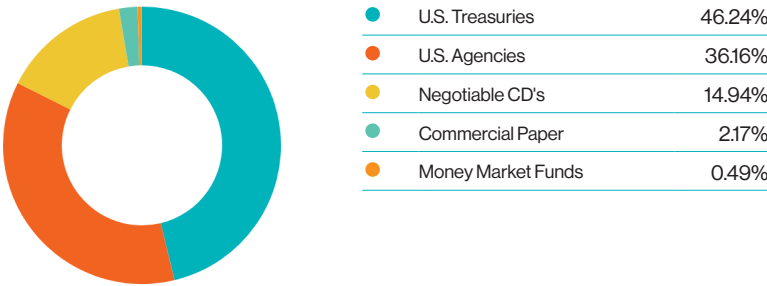
AA+

Average Credit Rating

Maturity Distribution



Sector Allocation

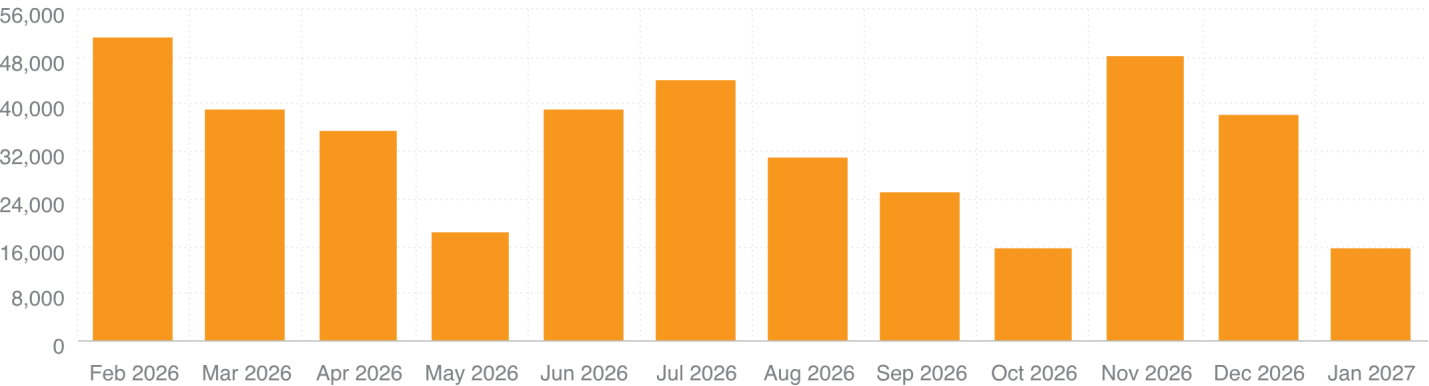


MEEDER
PUBLIC FUNDS

Custodial Reconciliation

	CURRENT MONTH
Beginning	11,185,304.65
Contributions/Withdrawals	0.00
Management Fees	(878.50)
Custodian Fees	(71.11)
Realized Gains Losses	0.00
Purchased Interest	0.00
Interest Received	6,935.19
ENDING	11,191,290.23

Projected Monthly Income Schedule





Position Statement

CUSIP	DESCRIPTION	TRADE DATE SETTLE DATE	PAR VALUE	PRINCIPAL COST PURCHASED INTEREST	TOTAL COST	YIELD TO MATURITY	MATURITY DATE	DAYS TO MATURITY	MARKET PRICE MARKET VALUE	UNREALIZED GAIN/LOSS BOOK VALUE	% OF MV	MOODY'S S&P RATING
CRESTVIEW LSD												
LGIP												
139999999	STAR Ohio	01/30/2026 01/30/2026	2,533,605.52	2,533,605.52 0.00	2,533,605.52	3.83		1	1.00 2,533,605.52	0.00 2,533,605.52	18.22	AAA
LGIP TOTAL			2,533,605.52	2,533,605.52 0.00	2,533,605.52	3.83		1	1.00 2,533,605.52	0.00 2,533,605.52	18.22	AAA
MONEY MARKET FUNDS												
31846V567	FIRST AMER:GVT OBLG;Z	01/30/2026 01/30/2026	55,963.83	55,963.83 0.00	55,963.83	3.57		1	1.00 55,963.83	0.00 55,963.83	0.40	Aaa AAA
MONEY MARKET FUNDS TOTAL			55,963.83	55,963.83 0.00	55,963.83	3.57		1	1.00 55,963.83	0.00 55,963.83	0.40	AAA
COMMERCIAL PAPER												
22533UFA6	CREDIT AGRIN Y 06/10/26	12/15/2025 12/16/2025	250,000.00	245,318.89 0.00	245,318.89	3.90	06/10/2026	131	98.62 246,542.36	1,223.47 245,318.89	1.77	P-1 A-1
COMMERCIAL PAPER TOTAL			250,000.00	245,318.89 0.00	245,318.89	3.90		131	98.62 246,542.36	1,223.47 245,318.89	1.77	A-1
U.S. TREASURIES												
91282CBH3	UNITED STATES TREASURY 0.375 01/31/2026	01/14/2022 01/18/2022	150,000.00	143,619.14 0.00	143,619.14	1.46	01/31/2026	1	100.00 150,000.00	6,380.86 143,619.14	1.08	Aa1 AA+
91282CGL9	US TREASURY 4.000 02/15/26	05/16/2024 05/17/2024	140,000.00	138,009.38 0.00	138,009.38	4.86	02/15/2026	16	99.98 139,978.13	1,968.75 138,009.38	1.01	Aa1 AA+
91282CCF6	US TREASURY 0.750 05/31/26	06/14/2021 06/15/2021	200,000.00	199,773.44 0.00	199,773.44	0.77	05/31/2026	121	99.05 198,093.75	(1,679.69) 199,773.44	1.42	Aa1 AA+
912828Y95	US TREASURY 1.875 07/31/26	06/27/2023 06/28/2023	200,000.00	185,695.31 0.00	185,695.31	4.37	07/31/2026	182	99.14 198,289.06	12,593.75 185,695.31	1.43	Aa1 AA+
91282CCZ2	US TREASURY 0.875 09/30/26	09/28/2021 09/30/2021	125,000.00	124,174.80 0.00	124,174.80	1.01	09/30/2026	243	98.23 122,792.97	(1,381.83) 124,174.80	0.88	Aa1 AA+
912828U24	US TREASURY 2.000 11/15/26	07/29/2022 08/01/2022	150,000.00	145,406.25 0.00	145,406.25	2.76	11/15/2026	289	98.76 148,142.58	2,736.33 145,406.25	1.07	Aa1 AA+
912828YX2	US TREASURY 1.750 12/31/26	06/29/2023 06/30/2023	200,000.00	183,132.81 0.00	183,132.81	4.38	12/31/2026	335	98.39 196,773.44	13,640.63 183,132.81	1.42	Aa1 AA+
91282CEF4	US TREASURY 2.500 03/31/27	07/25/2022 07/26/2022	150,000.00	147,375.00 0.00	147,375.00	2.90	03/31/2027	425	98.81 148,212.89	837.89 147,375.00	1.07	Aa1 AA+
91282CEN7	US TREASURY 2.750 04/30/27	12/29/2022 12/30/2022	135,000.00	128,228.90 0.00	128,228.90	4.02	04/30/2027	455	99.05 133,718.55	5,489.65 128,228.90	0.96	Aa1 AA+
912828X88	US TREASURY 2.375 05/15/27	12/29/2022 12/30/2022	130,000.00	121,473.83 0.00	121,473.83	4.02	05/15/2027	470	98.55 128,110.94	6,637.11 121,473.83	0.92	Aa1 AA+
91282CFB2	US TREASURY 2.750 07/31/27	12/29/2022 12/30/2022	130,000.00	123,271.48 0.00	123,271.48	4.00	07/31/2027	547	98.88 128,537.50	5,266.02 123,271.48	0.92	Aa1 AA+



Position Statement

CUSIP	DESCRIPTION	TRADE DATE SETTLE DATE	PAR VALUE	PRINCIPAL COST PURCHASED INTEREST	TOTAL COST	YIELD TO MATURITY	MATURITY DATE	DAYS TO MATURITY	MARKET PRICE MARKET VALUE	UNREALIZED GAIN/LOSS BOOK VALUE	% OF MV	MOODY'S S&P RATING
91282CFU0	US TREASURY 4.125 10/31/27	12/19/2022 12/20/2022	65,000.00	66,041.02 0.00	66,041.02	3.76	10/31/2027	639	100.98 65,634.77	(406.25) 66,041.02	0.47	Aa1 AA+
91282CFZ9	US TREASURY 3.875 11/30/27	12/16/2022 12/19/2022	145,000.00	146,625.59 0.00	146,625.59	3.63	11/30/2027	669	100.59 145,855.27	(770.32) 146,625.59	1.05	Aa1 AA+
91282CGH8	US TREASURY 3.500 01/31/28	09/06/2024 09/09/2024	20,000.00	19,985.94 0.00	19,985.94	3.52	01/31/2028	731	99.93 19,986.72	0.78 19,985.94	0.14	Aa1 AA+
91282CGH8	US TREASURY 3.500 01/31/28	06/29/2023 06/30/2023	200,000.00	194,203.13 0.00	194,203.13	4.20	01/31/2028	731	99.93 199,867.19	5,664.06 194,203.13	1.44	Aa1 AA+
91282CGP0	US TREASURY 4.000 02/29/28	07/14/2023 07/17/2023	30,000.00	29,900.39 0.00	29,900.39	4.08	02/29/2028	760	100.89 30,267.19	366.80 29,900.39	0.22	Aa1 AA+
91282CGP0	US TREASURY 4.000 02/29/28	03/06/2023 03/07/2023	120,000.00	118,607.81 0.00	118,607.81	4.26	02/29/2028	760	100.89 121,068.75	2,460.94 118,607.81	0.87	Aa1 AA+
91282CHA2	US TREASURY 3.500 04/30/28	09/06/2024 09/09/2024	50,000.00	49,982.42 0.00	49,982.42	3.51	04/30/2028	821	99.87 49,933.59	(48.83) 49,982.42	0.36	Aa1 AA+
91282CHA2	US TREASURY 3.500 04/30/28	05/19/2023 05/22/2023	150,000.00	148,728.51 0.00	148,728.51	3.69	04/30/2028	821	99.87 149,800.78	1,072.27 148,728.51	1.08	Aa1 AA+
91282CHQ7	US TREASURY 4.125 07/31/28	02/27/2024 02/28/2024	120,000.00	118,828.13 0.00	118,828.13	4.37	07/31/2028	913	101.33 121,593.75	2,765.62 118,828.13	0.87	Aa1 AA+
9128284V9	US TREASURY 2.875 08/15/28	10/06/2023 10/10/2023	125,000.00	114,746.09 0.00	114,746.09	4.79	08/15/2028	928	98.31 122,890.63	8,144.54 114,746.09	0.88	Aa1 AA+
91282CHX2	US TREASURY 4.375 08/31/28	04/12/2024 04/15/2024	60,000.00	59,503.13 0.00	59,503.13	4.58	08/31/2028	944	101.92 61,153.13	1,650.00 59,503.13	0.44	Aa1 AA+
91282CJA0	US TREASURY 4.625 09/30/28	06/26/2024 06/27/2024	30,000.00	30,273.05 0.00	30,273.05	4.39	09/30/2028	974	102.62 30,785.16	512.11 30,273.05	0.22	Aa1 AA+
91282CDF5	US TREASURY 1.375 10/31/28	07/03/2024 07/05/2024	60,000.00	52,996.88 0.00	52,996.88	4.37	10/31/2028	1,005	94.25 56,550.00	3,553.12 52,996.88	0.41	Aa1 AA+
91282CJN2	US TREASURY 4.375 11/30/28	12/13/2023 12/14/2023	160,000.00	161,418.75 0.00	161,418.75	4.17	11/30/2028	1,035	102.05 163,287.50	1,868.75 161,418.75	1.17	Aa1 AA+
91282CJR3	US TREASURY 3.750 12/31/28	01/16/2024 01/17/2024	100,000.00	99,113.28 0.00	99,113.28	3.95	12/31/2028	1,066	100.40 100,398.44	1,285.16 99,113.28	0.72	Aa1 AA+
91282CJW2	US TREASURY 4.000 01/31/29	02/16/2024 02/20/2024	145,000.00	143,147.85 0.00	143,147.85	4.29	01/31/2029	1,097	101.09 146,585.94	3,438.09 143,147.85	1.05	Aa1 AA+
91282CEM9	US TREASURY 2.875 04/30/29	06/30/2025 07/01/2025	100,000.00	96,945.31 0.00	96,945.31	3.74	04/30/2029	1,186	97.68 97,679.69	734.38 96,945.31	0.70	Aa1 AA+
91282CLC3	US TREASURY 4.000 07/31/29	06/30/2025 07/01/2025	100,000.00	100,941.41 0.00	100,941.41	3.75	07/31/2029	1,278	101.09 101,093.75	152.34 100,941.41	0.73	Aa1 AA+
91282CLK5	US TREASURY 3.625 08/31/29	08/29/2024 09/03/2024	180,000.00	179,676.56 0.00	179,676.56	3.66	08/31/2029	1,309	99.81 179,662.50	(14.06) 179,676.56	1.29	Aa1 AA+
91282CLR0	US TREASURY 4.125 10/31/29	10/29/2024 10/31/2024	165,000.00	164,774.41 0.00	164,774.41	4.16	10/31/2029	1,370	101.48 167,436.33	2,661.92 164,774.41	1.20	Aa1 AA+
91282CMA6	US TREASURY 4.125 11/30/29	11/27/2024 12/02/2024	180,000.00	179,943.75 0.00	179,943.75	4.13	11/30/2029	1,400	101.48 182,657.81	2,714.06 179,943.75	1.31	Aa1 AA+
91282CMG3	US TREASURY 4.250 01/31/30	01/28/2025 01/31/2025	170,000.00	169,183.20 0.00	169,183.20	4.36	01/31/2030	1,462	101.96 173,333.59	4,150.39 169,183.20	1.25	Aa1 AA+
91282CGQ8	US TREASURY 4.000 02/28/30	02/27/2025 02/28/2025	170,000.00	169,103.52 0.00	169,103.52	4.12	02/28/2030	1,490	101.02 171,739.84	2,636.32 169,103.52	1.24	Aa1 AA+



Position Statement

CUSIP	DESCRIPTION	TRADE DATE SETTLE DATE	PAR VALUE	PRINCIPAL COST PURCHASED INTEREST	TOTAL COST	YIELD TO MATURITY	MATURITY DATE	DAYS TO MATURITY	MARKET PRICE MARKET VALUE	UNREALIZED GAIN/LOSS BOOK VALUE	% OF MV	MOODY'S S&P RATING
91282CGS4	US TREASURY 3.625 03/31/30	06/30/2025 07/01/2025	100,000.00	99,265.62 0.00	99,265.62	3.79	03/31/2030	1,521	99.57 99,570.31	304.69 99,265.62	0.72	Aa1 AA+
91282CMU2	US TREASURY 4.000 03/31/30	05/29/2025 05/30/2025	130,000.00	130,000.00 0.00	130,000.00	4.00	03/31/2030	1,521	101.00 131,300.00	1,300.00 130,000.00	0.94	Aa1 AA+
91282CHR5	US TREASURY 4.000 07/31/30	08/25/2025 08/26/2025	250,000.00	252,197.27 706.53	252,903.80	3.80	07/31/2030	1,643	100.98 252,441.41	244.14 252,197.27	1.82	Aa1 AA+
91282CPA3	US TREASURY 3.625 09/30/30	09/25/2025 09/30/2025	200,000.00	198,710.94 0.00	198,710.94	3.77	09/30/2030	1,704	99.34 198,671.88	(39.06) 198,710.94	1.43	Aa1 AA+
91282CPD7	US TREASURY 3.625 10/31/30	11/10/2025 11/12/2025	225,000.00	224,103.52 270.37	224,373.89	3.71	10/31/2030	1,735	99.30 223,417.97	(685.55) 224,103.52	1.61	Aa1 AA+
U.S. TREASURIES TOTAL			5,260,000.00	5,159,107.82 976.90	5,160,084.72	3.73		914	99.97 5,257,313.68	98,205.86 5,159,107.82	37.81	AA+
U.S. AGENCIES												
3133EMUK6	FED FARM CR BNKS 1.050 03/25/26 '25	03/18/2021 03/25/2021	140,000.00	140,000.00 0.00	140,000.00	1.05	03/25/2026	54	99.63 139,484.80	(515.20) 140,000.00	1.00	Aa1 AA+
3133ERHT1	FED FARM CR BNKS 4.750 04/24/26	07/03/2024 07/05/2024	160,000.00	159,828.80 0.00	159,828.80	4.82	04/24/2026	84	100.23 160,371.20	542.40 159,828.80	1.15	Aa1 AA+
3133EMZB1	FED FARM CR BNKS 0.960 05/13/26 '25	05/13/2021 05/14/2021	110,000.00	109,780.00 0.00	109,780.00	1.00	05/13/2026	103	99.21 109,127.70	(652.30) 109,780.00	0.78	Aa1 AA+
3133EMH21	FED FARM CR BNKS 0.900 06/15/26 '25	06/14/2021 06/15/2021	200,000.00	200,000.00 0.00	200,000.00	0.90	06/15/2026	136	98.97 197,932.00	(2,068.00) 200,000.00	1.42	Aa1 AA+
3130AN2Q2	FHLBANKS 1.000 06/30/26 '25	06/25/2021 06/30/2021	250,000.00	250,000.00 0.00	250,000.00	1.00	06/30/2026	151	98.85 247,122.50	(2,877.50) 250,000.00	1.78	Aa1 AA+
3130APB87	FHLBANKS 1.100 10/13/26 '25	10/14/2021 10/15/2021	100,000.00	99,730.00 0.00	99,730.00	1.16	10/13/2026	256	98.18 98,182.00	(1,548.00) 99,730.00	0.71	Aa1 AA+
3130AQJ87	FHLBANKS 1.600 01/19/27 '25	07/25/2022 07/26/2022	150,000.00	140,393.25 0.00	140,393.25	3.14	01/19/2027	354	97.89 146,829.00	6,435.75 140,393.25	1.06	Aa1 AA+
3130ALED2	FHLBANKS 1.020 02/24/27 '25	07/25/2022 07/26/2022	150,000.00	136,206.00 0.00	136,206.00	3.20	02/24/2027	390	97.05 145,569.00	9,363.00 136,206.00	1.05	WR AA+
3133ENTS9	FED FARM CR BNKS 2.600 04/05/27	04/04/2022 04/05/2022	100,000.00	99,719.00 0.00	99,719.00	2.66	04/05/2027	430	98.70 98,698.00	(1,021.00) 99,719.00	0.71	Aa1 AA+
3133EMKZ4	FED FARM CR BNKS 0.790 06/21/27 '25	09/22/2022 09/23/2022	120,000.00	102,387.60 0.00	102,387.60	4.24	06/21/2027	507	96.07 115,279.20	12,891.60 102,387.60	0.83	Aa1 AA+
3134GWEJ1	FREDDIE MAC 0.950 07/30/27 '26 MTN	07/28/2022 08/01/2022	115,000.00	104,207.25 0.00	104,207.25	2.99	07/30/2027	546	95.91 110,293.05	6,085.80 104,207.25	0.79	Aa1 AA+
3133ENL99	FED FARM CR BNKS 3.375 09/15/27	10/21/2022 10/24/2022	135,000.00	128,776.50 0.00	128,776.50	4.43	09/15/2027	593	99.63 134,505.90	5,729.40 128,776.50	0.97	Aa1 AA+
3133EMQ70	FED FARM CR BNKS 1.150 10/14/27 '25	03/31/2023 03/31/2023	130,000.00	114,285.60 0.00	114,285.60	4.10	10/14/2027	622	95.92 124,692.10	10,406.50 114,285.60	0.90	Aa1 AA+
742651DZ2	PEFCO 3.900 10/15/27	04/27/2023 05/03/2023	40,000.00	40,064.00 0.00	40,064.00	3.86	10/15/2027	623	99.98 39,990.40	(73.60) 40,064.00	0.29	Aa1 NA
742651DZ2	PEFCO 3.900 10/15/27	04/28/2023 05/03/2023	35,000.00	34,944.00 0.00	34,944.00	3.94	10/15/2027	623	99.98 34,991.60	47.60 34,944.00	0.25	Aa1 NA
3133EN4S6	FEDERAL FARM 3.750 12/22/27	12/16/2022 12/22/2022	145,000.00	145,126.15 0.00	145,126.15	3.73	12/22/2027	691	100.27 145,388.60	262.45 145,126.15	1.05	Aa1 AA+



Position Statement

CUSIP	DESCRIPTION	TRADE DATE SETTLE DATE	PAR VALUE	PRINCIPAL COST PURCHASED INTEREST	TOTAL COST	YIELD TO MATURITY	MATURITY DATE	DAYS TO MATURITY	MARKET PRICE MARKET VALUE	UNREALIZED GAIN/LOSS BOOK VALUE	% OF MV	MOODY'S S&P RATING
3133EPDP7	FED FARM CR BNKS 3.625 03/21/28	03/30/2023 03/31/2023	130,000.00	128,373.70 0.00	128,373.70	3.90	03/21/2028	781	99.99 129,984.40	1,610.70 128,373.70	0.93	Aa1 AA+
3133EPNH4	FED FARM CR BNKS 3.875 06/21/28	06/15/2023 06/21/2023	150,000.00	149,332.50 0.00	149,332.50	3.97	06/21/2028	873	100.53 150,790.50	1,458.00 149,332.50	1.08	Aa1 AA+
31422X7K2	FARMER MAC 4.700 09/27/28 MTN	09/27/2023 10/02/2023	145,000.00	144,369.25 0.00	144,369.25	4.80	09/27/2028	971	102.43 148,526.40	4,157.15 144,369.25	1.07	NA NA
3133EJ2D0	FED FARM CR BNKS 3.430 12/06/28	04/08/2024 04/10/2024	60,000.00	57,342.60 0.00	57,342.60	4.49	12/06/2028	1,041	99.39 59,635.20	2,292.60 57,342.60	0.43	Aa1 AA+
3133EP4A0	FED FARM CR BNKS 4.250 02/28/29	02/23/2024 02/28/2024	150,000.00	149,610.00 0.00	149,610.00	4.29	02/28/2029	1,125	101.60 152,406.00	2,796.00 149,610.00	1.10	Aa1 AA+
3133ERAK7	FED FARM CR BNKS 4.375 04/10/29	04/05/2024 04/10/2024	180,000.00	179,590.14 0.00	179,590.14	4.43	04/10/2029	1,166	101.96 183,535.20	3,945.06 179,590.14	1.32	Aa1 AA+
3133EMC67	FED FARM CR BNKS 1.580 06/01/29 '25	06/30/2025 07/01/2025	100,000.00	91,804.00 0.00	91,804.00	3.85	06/01/2029	1,218	92.96 92,957.00	1,153.00 91,804.00	0.67	Aa1 AA+
3133EMN65	FED FARM CR BNKS 1.610 07/06/29 '25	07/05/2024 07/08/2024	130,000.00	113,750.00 0.00	113,750.00	4.43	07/06/2029	1,253	92.79 120,630.90	6,880.90 113,750.00	0.87	Aa1 AA+
3130ATUT2	FHLBANKS 4.500 12/14/29	12/18/2024 12/19/2024	180,000.00	180,565.20 0.00	180,565.20	4.43	12/14/2029	1,414	102.55 184,588.20	4,023.00 180,565.20	1.33	Aa1 AA+
3133ETBF3	FED FARM CR BNKS 4.000 04/01/30	03/25/2025 04/01/2025	200,000.00	199,096.00 0.00	199,096.00	4.10	04/01/2030	1,522	100.86 201,714.00	2,618.00 199,096.00	1.45	Aa1 AA+
3133ETFA0	FED FARM CR BNKS 4.000 05/01/30	04/29/2025 05/01/2025	235,000.00	236,889.40 0.00	236,889.40	3.82	05/01/2030	1,552	100.70 236,637.95	(251.45) 236,889.40	1.70	Aa1 AA+
3133ETKQ9	FED FARM CR BNKS 4.000 06/10/30	06/23/2025 06/24/2025	200,000.00	200,370.00 0.00	200,370.00	3.96	06/10/2030	1,592	100.73 201,456.00	1,086.00 200,370.00	1.45	Aa1 AA+
880591FE7	TVA 3.875 08/01/30	10/24/2025 10/27/2025	200,000.00	201,900.00 1,700.70	203,600.70	3.65	08/01/2030	1,644	100.10 200,208.00	(1,692.00) 201,900.00	1.44	Aa1 AA+
U.S. AGENCIES TOTAL			4,140,000.00	4,038,440.94 1,700.70	4,040,141.64	3.41		820	99.37 4,111,526.80	73,085.86 4,038,440.94	29.57	AA+
NEGOTIABLE CD'S												
07371DEV5	BEAL BNK US 3.200 08/12/26	08/04/2022 08/17/2022	115,000.00	114,568.75 0.00	114,568.75	3.30	08/12/2026	194	99.74 114,705.60	136.85 114,568.75	0.83	NA NA
15118RC39	CELTIC BANK 3.850 02/10/27	01/20/2023 02/10/2023	100,000.00	99,675.00 0.00	99,675.00	3.94	02/10/2027	376	99.12 99,116.77	(558.23) 99,675.00	0.71	NA NA
87164YP81	SYNCHRONY BANK 3.500 08/05/27	07/29/2022 08/05/2022	245,000.00	243,775.00 0.00	243,775.00	3.61	08/05/2027	552	99.83 244,593.30	818.30 243,775.00	1.76	NA NA
856285Q95	STATE BANK NY 3.450 08/16/27	08/09/2022 08/16/2022	125,000.00	124,375.00 0.00	124,375.00	3.56	08/16/2027	563	99.81 124,763.75	388.75 124,375.00	0.90	NA NA
12547CBN7	CIBC BANK 4.500 05/25/28	05/19/2023 05/25/2023	150,000.00	149,362.50 0.00	149,362.50	4.60	05/25/2028	846	101.89 152,832.00	3,469.50 149,362.50	1.10	NA NA
37312PDG1	GEORGIA BANKING 4.800 10/17/28	10/04/2023 10/17/2023	145,000.00	144,347.50 0.00	144,347.50	4.90	10/17/2028	991	99.76 144,646.43	298.93 144,347.50	1.04	NA NA
146102AP3	CARTER BANK & TR 4.300 03/20/29	03/11/2024 03/20/2024	200,000.00	199,100.00 0.00	199,100.00	4.40	03/20/2029	1,145	99.72 199,436.14	336.14 199,100.00	1.43	NA NA
89235MPN5	TOYOTA FINL SVGS 4.600 05/24/29	05/15/2024 05/24/2024	190,000.00	189,145.00 0.00	189,145.00	4.70	05/24/2029	1,210	99.70 189,433.90	288.90 189,145.00	1.36	NA NA



Position Statement

CUSIP	DESCRIPTION	TRADE DATE SETTLE DATE	PAR VALUE	PRINCIPAL COST PURCHASED INTEREST	TOTAL COST	YIELD TO MATURITY	MATURITY DATE	DAYS TO MATURITY	MARKET PRICE MARKET VALUE	UNREALIZED GAIN/LOSS BOOK VALUE	% OF MV	MOODY'S S&P RATING
91139LAS5	URSB 4.600 06/13/29	06/04/2024 06/17/2024	190,000.00	189,145.00 0.00	189,145.00	4.70	06/13/2029	1,230	99.70 189,423.27	278.27 189,145.00	1.36	NA NA
29367RNE2	ENTERPRISE BK 4.400 07/10/29	06/20/2024 07/10/2024	60,000.00	59,775.00 0.00	59,775.00	4.48	07/10/2029	1,257	99.74 59,845.24	70.24 59,775.00	0.43	NA NA
40219MAX2	GULF CAPITAL 3.800 09/27/29	09/13/2024 09/27/2024	180,000.00	179,190.00 0.00	179,190.00	3.90	09/27/2029	1,336	99.67 179,407.80	217.80 179,190.00	1.29	NA NA
NEGOTIABLE CD'S TOTAL			1,700,000.00	1,692,458.75 0.00	1,692,458.75	4.20		909	99.90 1,698,204.21	5,745.46 1,692,458.75	12.21	NA
CRESTVIEW LSD TOTAL			13,939,569.35	13,724,895.75 2,677.60	13,727,573.35	3.72		702	13,903,156.40	178,260.65 13,724,895.75	100.00	AA+
GRAND TOTAL			13,939,569.35	13,724,895.75 2,677.60	13,727,573.35	3.72		702	13,903,156.40	178,260.65 13,724,895.75	100.00	AA+

Transaction Statement

NO ACTIVITY DURING
CURRENT PERIOD



Income/Dividend Received

IDENTIFIER	DESCRIPTION	PAYMENT DATE	POST DATE	INTEREST/DIVIDENDS RECEIVED
STAR OHIO				
139999999	STAR Ohio	01/30/2026	01/30/2026	8,234.57
STAR OHIO - TOTAL				8,234.57
IDENTIFIER	DESCRIPTION	PAYMENT DATE	POST DATE	INTEREST/DIVIDENDS RECEIVED
US BANK				
31846V567	FIRST AMER:GVT OBLG;Z	12/31/2025	01/02/2026	364.22
3133EMN65	FED FARM CR BNKS 1.610 07/06/29 '25	01/06/2026	01/06/2026	1,046.50
29367RNE2	ENTERPRISE BK 4.400 07/10/29	01/10/2026	01/12/2026	224.22
15118RC39	CELTIC BANK 3.850 02/10/27	01/10/2026	01/12/2026	326.99
91139LAS5	URSB 4.600 06/13/29	01/13/2026	01/13/2026	742.30
3130AQJ87	FHLBANKS 1.600 01/19/27 '25	01/19/2026	01/20/2026	1,200.00
146102AP3	CARTER BANK & TR 4.300 03/20/29	01/20/2026	01/20/2026	730.41
37312PDG1	GEORGIA BANKING 4.800 10/17/28	01/17/2026	01/20/2026	1,754.30
3134GWEJ1	FREDDIE MAC 0.950 07/30/27 '26 MTN	01/30/2026	01/30/2026	546.25
US BANK - TOTAL				6,935.19
TOTAL				15,169.76

Contribution/Withdrawals and Expenses

	POST DATE	PAR VALUE	TOTAL
CRESTVIEW LSD			
CUSTODY FEE			
	01/23/2026	(71.11)	(71.11)
CUSTODY FEE TOTAL		(71.11)	(71.11)
MANAGEMENT FEE			
	01/28/2026	(878.50)	(878.50)
MANAGEMENT FEE TOTAL		(878.50)	(878.50)

Projected Income

For the Period January 31, 2026 to January 30, 2027

CUSIP	DESCRIPTION	POST DATE	AMOUNT
91282CFB2	US TREASURY 2.750 07/31/27	02/02/2026	1,787.50
91282CHR5	US TREASURY 4.000 07/31/30	02/02/2026	5,000.00
91282CBH3	UNITED STATES TREASURY 0.375 01/31/2026	02/02/2026	281.25
91282CHQ7	US TREASURY 4.125 07/31/28	02/02/2026	2,475.00
91282CMG3	US TREASURY 4.250 01/31/30	02/02/2026	3,612.50
91282CLC3	US TREASURY 4.000 07/31/29	02/02/2026	2,000.00
91282CBH3	UNITED STATES TREASURY 0.375 01/31/2026	02/02/2026	6,380.86
91282CJW2	US TREASURY 4.000 01/31/29	02/02/2026	2,900.00
912828Y95	US TREASURY 1.875 07/31/26	02/02/2026	1,875.00
880591FE7	TVA 3.875 08/01/30	02/02/2026	3,724.31
91282CGH8	US TREASURY 3.500 01/31/28	02/02/2026	3,850.00
87164YP81	SYNCHRONY BANK 3.500 08/05/27	02/05/2026	4,322.74
29367RNE2	ENTERPRISE BK 4.400 07/10/29	02/10/2026	224.22
15118RC39	CELTIC BANK 3.850 02/10/27	02/10/2026	326.99
91139LAS5	URSB 4.600 06/13/29	02/13/2026	742.30
91282CGL9	US TREASURY 4.000 02/15/26	02/15/2026	1,990.62
91282CGL9	US TREASURY 4.000 02/15/26	02/17/2026	2,800.00
9128284V9	US TREASURY 2.875 08/15/28	02/17/2026	1,796.88
07371DEV5	BEAL BNK US 3.200 08/12/26	02/17/2026	1,855.12
856285Q95	STATE BANK NY 3.450 08/16/27	02/17/2026	2,173.97
146102AP3	CARTER BANK & TR 4.300 03/20/29	02/20/2026	730.41
3130ALED2	FHLBANKS 1.020 02/24/27 '25	02/24/2026	765.00
FEB 2026 TOTAL			51,614.67
3133EP4A0	FED FARM CR BNKS 4.250 02/28/29	03/02/2026	3,187.50
91282CGP0	US TREASURY 4.000 02/29/28	03/02/2026	3,000.00
91282CGQ8	US TREASURY 4.000 02/28/30	03/02/2026	3,400.00
91282CLK5	US TREASURY 3.625 08/31/29	03/02/2026	3,262.50
91282CHX2	US TREASURY 4.375 08/31/28	03/02/2026	1,312.50

Projected Income

For the Period January 31, 2026 to January 30, 2027

CUSIP	DESCRIPTION	POST DATE	AMOUNT
15118RC39	CELTIC BANK 3.850 02/10/27	03/10/2026	295.34
29367RNE2	ENTERPRISE BK 4.400 07/10/29	03/10/2026	202.52
91139LAS5	URSB 4.600 06/13/29	03/13/2026	670.47
3133ENL99	FED FARM CR BNKS 3.375 09/15/27	03/16/2026	2,278.13
146102AP3	CARTER BANK & TR 4.300 03/20/29	03/20/2026	659.73
3133EPDP7	FED FARM CR BNKS 3.625 03/21/28	03/23/2026	2,356.25
3133EMUK6	FED FARM CR BNKS 1.050 03/25/26 '25	03/25/2026	735.00
40219MAX2	GULF CAPITAL 3.800 09/27/29	03/27/2026	3,391.89
31422X7K2	FARMER MAC 4.700 09/27/28 MTN	03/27/2026	3,407.50
91282CPA3	US TREASURY 3.625 09/30/30	03/31/2026	3,625.00
91282CEF4	US TREASURY 2.500 03/31/27	03/31/2026	1,875.00
91282CGS4	US TREASURY 3.625 03/31/30	03/31/2026	1,812.50
91282CCZ2	US TREASURY 0.875 09/30/26	03/31/2026	546.88
91282CJA0	US TREASURY 4.625 09/30/28	03/31/2026	693.75
91282CMU2	US TREASURY 4.000 03/31/30	03/31/2026	2,600.00
MAR 2026 TOTAL			39,312.45
3133ETBF3	FED FARM CR BNKS 4.000 04/01/30	04/01/2026	4,000.00
3133ENTS9	FED FARM CR BNKS 2.600 04/05/27	04/06/2026	1,300.00
29367RNE2	ENTERPRISE BK 4.400 07/10/29	04/10/2026	224.22
3133ERAK7	FED FARM CR BNKS 4.375 04/10/29	04/10/2026	3,937.50
15118RC39	CELTIC BANK 3.850 02/10/27	04/10/2026	326.99
91139LAS5	URSB 4.600 06/13/29	04/13/2026	742.30
3130APB87	FHLBANKS 1.100 10/13/26 '25	04/13/2026	550.00
3133EMQ70	FED FARM CR BNKS 1.150 10/14/27 '25	04/14/2026	747.50
742651DZ2	PEFCO 3.900 10/15/27	04/15/2026	1,462.50
37312PDG1	GEORGIA BANKING 4.800 10/17/28	04/17/2026	1,716.16
146102AP3	CARTER BANK & TR 4.300 03/20/29	04/20/2026	730.41
3133ERHT1	FED FARM CR BNKS 4.750 04/24/26	04/24/2026	171.20

Projected Income

For the Period January 31, 2026 to January 30, 2027

CUSIP	DESCRIPTION	POST DATE	AMOUNT
3133ERHT1	FED FARM CR BNKS 4.750 04/24/26	04/24/2026	3,800.00
91282CDF5	US TREASURY 1.375 10/31/28	04/30/2026	412.50
91282CFU0	US TREASURY 4.125 10/31/27	04/30/2026	1,340.63
91282CEM9	US TREASURY 2.875 04/30/29	04/30/2026	1,437.50
91282CHA2	US TREASURY 3.500 04/30/28	04/30/2026	3,500.00
91282CLR0	US TREASURY 4.125 10/31/29	04/30/2026	3,403.13
91282CEN7	US TREASURY 2.750 04/30/27	04/30/2026	1,856.25
91282CPD7	US TREASURY 3.625 10/31/30	04/30/2026	4,078.13
APR 2026 TOTAL			35,736.91
3133ETFA0	FED FARM CR BNKS 4.000 05/01/30	05/01/2026	4,700.00
29367RNE2	ENTERPRISE BK 4.400 07/10/29	05/11/2026	216.99
15118RC39	CELTIC BANK 3.850 02/10/27	05/11/2026	316.44
3133EMZB1	FED FARM CR BNKS 0.960 05/13/26 '25	05/13/2026	220.00
91139LAS5	URSB 4.600 06/13/29	05/13/2026	718.36
3133EMZB1	FED FARM CR BNKS 0.960 05/13/26 '25	05/13/2026	528.00
912828X88	US TREASURY 2.375 05/15/27	05/15/2026	1,543.75
912828U24	US TREASURY 2.000 11/15/26	05/15/2026	1,500.00
146102AP3	CARTER BANK & TR 4.300 03/20/29	05/20/2026	706.85
12547CBN7	CIBC BANK 4.500 05/25/28	05/26/2026	3,347.26
89235MPN5	TOYOTA FINL SVGS 4.600 05/24/29	05/26/2026	4,334.08
91282CCF6	US TREASURY 0.750 05/31/26	05/31/2026	226.56
MAY 2026 TOTAL			18,358.28
3133EMC67	FED FARM CR BNKS 1.580 06/01/29 '25	06/01/2026	790.00
91282CMA6	US TREASURY 4.125 11/30/29	06/01/2026	3,712.50
91282CFZ9	US TREASURY 3.875 11/30/27	06/01/2026	2,809.38
91282CJN2	US TREASURY 4.375 11/30/28	06/01/2026	3,500.00
91282CCF6	US TREASURY 0.750 05/31/26	06/01/2026	750.00
3133EJ2D0	FED FARM CR BNKS 3.430 12/06/28	06/08/2026	1,029.00

Projected Income

For the Period January 31, 2026 to January 30, 2027

CUSIP	DESCRIPTION	POST DATE	AMOUNT
22533UFA6	CREDIT AGR NY 06/10/26	06/10/2026	4,681.11
3133ETKQ9	FED FARM CR BNKS 4.000 06/10/30	06/10/2026	4,000.00
29367RNE2	ENTERPRISE BK 4.400 07/10/29	06/10/2026	224.22
15118RC39	CELTIC BANK 3.850 02/10/27	06/10/2026	326.99
91139LAS5	URSB 4.600 06/13/29	06/15/2026	742.30
3130ATUT2	FHLBANKS 4.500 12/14/29	06/15/2026	4,050.00
3133EMH21	FED FARM CR BNKS 0.900 06/15/26 '25	06/15/2026	900.00
3133EMKZ4	FED FARM CR BNKS 0.790 06/21/27 '25	06/22/2026	474.00
3133EN4S6	FEDERAL FARM 3.750 12/22/27	06/22/2026	2,718.75
146102AP3	CARTER BANK & TR 4.300 03/20/29	06/22/2026	730.41
3133EPNH4	FED FARM CR BNKS 3.875 06/21/28	06/22/2026	2,906.25
3130AN2Q2	FHLBANKS 1.000 06/30/26 '25	06/30/2026	1,250.00
912828YX2	US TREASURY 1.750 12/31/26	06/30/2026	1,750.00
91282CJR3	US TREASURY 3.750 12/31/28	06/30/2026	1,875.00
JUN 2026 TOTAL			39,219.90
3133EMN65	FED FARM CR BNKS 1.610 07/06/29 '25	07/06/2026	1,046.50
29367RNE2	ENTERPRISE BK 4.400 07/10/29	07/10/2026	216.99
15118RC39	CELTIC BANK 3.850 02/10/27	07/10/2026	316.44
91139LAS5	URSB 4.600 06/13/29	07/13/2026	718.36
37312PDG1	GEORGIA BANKING 4.800 10/17/28	07/17/2026	1,735.23
146102AP3	CARTER BANK & TR 4.300 03/20/29	07/20/2026	706.85
3130AQJ87	FHLBANKS 1.600 01/19/27 '25	07/20/2026	1,200.00
3134GWEJ1	FREDDIE MAC 0.950 07/30/27 '26 MTN	07/30/2026	546.25
91282CFB2	US TREASURY 2.750 07/31/27	07/31/2026	1,787.50
91282CHR5	US TREASURY 4.000 07/31/30	07/31/2026	5,000.00
91282CHQ7	US TREASURY 4.125 07/31/28	07/31/2026	2,475.00
91282CMG3	US TREASURY 4.250 01/31/30	07/31/2026	3,612.50
91282CLC3	US TREASURY 4.000 07/31/29	07/31/2026	2,000.00

Projected Income

For the Period January 31, 2026 to January 30, 2027

CUSIP	DESCRIPTION	POST DATE	AMOUNT
912828Y95	US TREASURY 1.875 07/31/26	07/31/2026	14,304.69
91282CJW2	US TREASURY 4.000 01/31/29	07/31/2026	2,900.00
912828Y95	US TREASURY 1.875 07/31/26	07/31/2026	1,875.00
91282CGH8	US TREASURY 3.500 01/31/28	07/31/2026	3,850.00
JUL 2026 TOTAL			44,291.30
880591FE7	TVA 3.875 08/01/30	08/03/2026	3,875.00
87164YP81	SYNCHRONY BANK 3.500 08/05/27	08/05/2026	4,252.26
15118RC39	CELTIC BANK 3.850 02/10/27	08/10/2026	326.99
29367RNE2	ENTERPRISE BK 4.400 07/10/29	08/10/2026	224.22
07371DEV5	BEAL BNK US 3.200 08/12/26	08/12/2026	1,774.47
07371DEV5	BEAL BNK US 3.200 08/12/26	08/12/2026	431.25
91139LAS5	URSB 4.600 06/13/29	08/13/2026	742.30
9128284V9	US TREASURY 2.875 08/15/28	08/17/2026	1,796.88
856285Q95	STATE BANK NY 3.450 08/16/27	08/17/2026	2,138.53
146102AP3	CARTER BANK & TR 4.300 03/20/29	08/20/2026	730.41
3130ALED2	FHLBANKS 1.020 02/24/27 '25	08/24/2026	765.00
3133EP4A0	FED FARM CR BNKS 4.250 02/28/29	08/28/2026	3,187.50
91282CGP0	US TREASURY 4.000 02/29/28	08/31/2026	3,000.00
91282CGQ8	US TREASURY 4.000 02/28/30	08/31/2026	3,400.00
91282CLK5	US TREASURY 3.625 08/31/29	08/31/2026	3,262.50
91282CHX2	US TREASURY 4.375 08/31/28	08/31/2026	1,312.50
AUG 2026 TOTAL			31,219.80
29367RNE2	ENTERPRISE BK 4.400 07/10/29	09/10/2026	224.22
15118RC39	CELTIC BANK 3.850 02/10/27	09/10/2026	326.99
91139LAS5	URSB 4.600 06/13/29	09/14/2026	742.30
3133ENL99	FED FARM CR BNKS 3.375 09/15/27	09/15/2026	2,278.13
146102AP3	CARTER BANK & TR 4.300 03/20/29	09/21/2026	730.41
3133EPDP7	FED FARM CR BNKS 3.625 03/21/28	09/21/2026	2,356.25

Projected Income

For the Period January 31, 2026 to January 30, 2027

CUSIP	DESCRIPTION	POST DATE	AMOUNT
40219MAX2	GULF CAPITAL 3.800 09/27/29	09/28/2026	3,448.11
31422X7K2	FARMER MAC 4.700 09/27/28 MTN	09/28/2026	3,407.50
91282CCZ2	US TREASURY 0.875 09/30/26	09/30/2026	825.20
91282CPA3	US TREASURY 3.625 09/30/30	09/30/2026	3,625.00
91282CEF4	US TREASURY 2.500 03/31/27	09/30/2026	1,875.00
91282CGS4	US TREASURY 3.625 03/31/30	09/30/2026	1,812.50
91282CCZ2	US TREASURY 0.875 09/30/26	09/30/2026	546.88
91282CJA0	US TREASURY 4.625 09/30/28	09/30/2026	693.75
91282CMU2	US TREASURY 4.000 03/31/30	09/30/2026	2,600.00
SEP 2026 TOTAL			25,492.23
3133ETBF3	FED FARM CR BNKS 4.000 04/01/30	10/01/2026	4,000.00
3133ENTS9	FED FARM CR BNKS 2.600 04/05/27	10/05/2026	1,300.00
3133ERAK7	FED FARM CR BNKS 4.375 04/10/29	10/13/2026	3,937.50
3130APB87	FHLBANKS 1.100 10/13/26 '25	10/13/2026	550.00
29367RNE2	ENTERPRISE BK 4.400 07/10/29	10/13/2026	216.99
3130APB87	FHLBANKS 1.100 10/13/26 '25	10/13/2026	270.00
15118RC39	CELTIC BANK 3.850 02/10/27	10/13/2026	316.44
91139LAS5	URSB 4.600 06/13/29	10/13/2026	718.36
3133EMQ70	FED FARM CR BNKS 1.150 10/14/27 '25	10/14/2026	747.50
742651DZ2	PEFCO 3.900 10/15/27	10/15/2026	1,462.50
37312PDG1	GEORGIA BANKING 4.800 10/17/28	10/19/2026	1,754.30
146102AP3	CARTER BANK & TR 4.300 03/20/29	10/20/2026	706.85
OCT 2026 TOTAL			15,980.43
91282CPD7	US TREASURY 3.625 10/31/30	11/02/2026	4,078.13
3133ETFA0	FED FARM CR BNKS 4.000 05/01/30	11/02/2026	4,700.00
91282CDF5	US TREASURY 1.375 10/31/28	11/02/2026	412.50
91282CFU0	US TREASURY 4.125 10/31/27	11/02/2026	1,340.63
91282CEM9	US TREASURY 2.875 04/30/29	11/02/2026	1,437.50

Projected Income

For the Period January 31, 2026 to January 30, 2027

CUSIP	DESCRIPTION	POST DATE	AMOUNT
91282CHA2	US TREASURY 3.500 04/30/28	11/02/2026	3,500.00
91282CLR0	US TREASURY 4.125 10/31/29	11/02/2026	3,403.13
91282CEN7	US TREASURY 2.750 04/30/27	11/02/2026	1,856.25
29367RNE2	ENTERPRISE BK 4.400 07/10/29	11/10/2026	224.22
15118RC39	CELTIC BANK 3.850 02/10/27	11/10/2026	326.99
91139LAS5	URSB 4.600 06/13/29	11/13/2026	742.30
912828U24	US TREASURY 2.000 11/15/26	11/15/2026	4,593.75
912828X88	US TREASURY 2.375 05/15/27	11/16/2026	1,543.75
912828U24	US TREASURY 2.000 11/15/26	11/16/2026	1,500.00
146102AP3	CARTER BANK & TR 4.300 03/20/29	11/20/2026	730.41
89235MPN5	TOYOTA FINL SVGS 4.600 05/24/29	11/24/2026	4,405.92
12547CBN7	CIBC BANK 4.500 05/25/28	11/25/2026	3,402.74
91282CFZ9	US TREASURY 3.875 11/30/27	11/30/2026	2,809.38
91282CJN2	US TREASURY 4.375 11/30/28	11/30/2026	3,500.00
91282CMA6	US TREASURY 4.125 11/30/29	11/30/2026	3,712.50
NOV 2026 TOTAL			48,220.08
3133EMC67	FED FARM CR BNKS 1.580 06/01/29 '25	12/01/2026	790.00
3133EJ2D0	FED FARM CR BNKS 3.430 12/06/28	12/07/2026	1,029.00
29367RNE2	ENTERPRISE BK 4.400 07/10/29	12/10/2026	216.99
15118RC39	CELTIC BANK 3.850 02/10/27	12/10/2026	316.44
3133ETKQ9	FED FARM CR BNKS 4.000 06/10/30	12/10/2026	4,000.00
91139LAS5	URSB 4.600 06/13/29	12/14/2026	718.36
3130ATUT2	FHLBANKS 4.500 12/14/29	12/14/2026	4,050.00
3133EMKZ4	FED FARM CR BNKS 0.790 06/21/27 '25	12/21/2026	474.00
3133EPNH4	FED FARM CR BNKS 3.875 06/21/28	12/21/2026	2,906.25
146102AP3	CARTER BANK & TR 4.300 03/20/29	12/21/2026	706.85
3133EN4S6	FEDERAL FARM 3.750 12/22/27	12/22/2026	2,718.75
912828YX2	US TREASURY 1.750 12/31/26	12/31/2026	16,867.19

Projected Income

For the Period January 31, 2026 to January 30, 2027

CUSIP	DESCRIPTION	POST DATE	AMOUNT
91282CJR3	US TREASURY 3.750 12/31/28	12/31/2026	1,875.00
912828YX2	US TREASURY 1.750 12/31/26	12/31/2026	1,750.00
DEC 2026 TOTAL			38,418.82
3133EMN65	FED FARM CR BNKS 1.610 07/06/29 '25	01/06/2027	1,046.50
29367RNE2	ENTERPRISE BK 4.400 07/10/29	01/11/2027	224.22
15118RC39	CELTIC BANK 3.850 02/10/27	01/11/2027	326.99
91139LAS5	URSB 4.600 06/13/29	01/13/2027	742.30
3130AQJ87	FHLBANKS 1.600 01/19/27 '25	01/19/2027	9,606.75
3130AQJ87	FHLBANKS 1.600 01/19/27 '25	01/19/2027	1,200.00
37312PDG1	GEORGIA BANKING 4.800 10/17/28	01/19/2027	1,754.30
146102AP3	CARTER BANK & TR 4.300 03/20/29	01/20/2027	730.41
JAN 2027 TOTAL			15,631.47
GRAND TOTAL			403,496.33

Disclosure

Meeder provides monthly statements for its investment management clients to provide information about the investment portfolio. The information should not be used for audit or confirmation purposes. Please review your custodial statements and report any inaccuracies or discrepancies.

Certain information and data has been supplied by unaffiliated third parties. Although Meeder believes the information is reliable, it cannot warrant the accuracy of information offered by third parties. Market value may reflect prices received from pricing vendors when current market quotations are not available. Prices may not reflect firm bids or offers and may differ from the value at which the security can be sold.

Statements may include positions from unmanaged accounts provided for reporting purposes. Unmanaged accounts are managed directly by the client and are not included in the accounts managed by Meeder. This information is provided as a client convenience and Meeder assumes no responsibility for performance of these accounts or the accuracy of the data reported.

Investing involves risk. Past performance is no guarantee of future results. Debt and fixed income securities are subject to credit and interest rate risk. The investment return and principal value of an investment will fluctuate so that an investors shares, when redeemed, may be worth more or less than their original cost. Current performance may be lower or higher than the performance data quoted.

Meeder Public Funds, Inc. is a registered investment adviser and affiliate of Meeder Investment Management, Inc. Investment advisory services are provided through Meeder Public Funds, Inc. Please contact us if you would like to receive a copy of our current ADV disclosure brochure or privacy policy.

© 2026 Meeder Investment Management

meederpublicfunds.com | 866.633.3371

