


CRESTVIEW LOCAL SCHOOL DISTRICT

1575 State Route 96 Ashland, Ohio 44805



Financial Report to the Board of Education

For the Month Ending December 2025

Prepared by
Robin Klenk, Treasurer

General Fund Report

CRESTVIEW LOCAL SCHOOLS

FYTD Through 12-31-2025

| REVENUES | BUDGET FY25-26 | BUDGET 6 Months in | CURRENT 25-26 | PRIOR YR FY24-25 | For the Year Increase/(Decrease) | Percent Change |
|--|---------------------|-----------------------|--------------------|---------------------|-------------------------------------|-------------------|
| Real Estate Taxes | \$3,451,900 | \$1,725,950 | \$1,318,473 | \$1,254,746 | \$63,727 | 5.08% |
| Tangible Personal Property Taxes | \$3,816,393 | \$1,908,196 | \$1,143,518 | \$843,781 | \$299,738 | 35.52% |
| Tuition & Open Enrollment | \$150,000 | \$75,000 | \$61,273 | \$49,769 | \$11,504 | 23.11% |
| Other Receipts - Local | \$65,731 | \$32,866 | \$40,959 | \$60,512 | (\$19,553) | -32.31% |
| Interest Income | \$600,000 | \$300,000 | \$356,441 | \$334,087 | \$22,354 | 6.69% |
| State Funding | \$7,092,047 | \$3,546,024 | \$3,633,002 | \$3,552,334 | \$80,667 | 2.27% |
| Rollback & Homestead | \$495,368 | \$247,684 | \$246,214 | \$241,829 | \$4,385 | 1.81% |
| Other Receipts - State | \$391,123 | \$195,561 | \$182,689 | \$266,908 | (\$84,219) | -31.55% |
| Restricted Grants-In-Aid | \$0 | \$0 | \$4,854 | \$0 | \$4,854 | -100% |
| Transfers/Advances In | \$0 | \$0 | \$0 | \$0 | \$0 | 0% |
| Refund of Prior Year's Expenditures (5300) | \$150,000 | \$75,000 | \$144,047 | \$49,983 | \$94,064 | 188.19% |
| TOTAL REVENUE | \$16,212,562 | \$8,106,281 | \$7,134,082 | \$6,653,949 | \$480,133 | 7.22% |
| EXPENSES | | | | | | |
| Salaries & Wages | \$6,970,514 | \$3,485,257 | \$3,474,068 | \$3,422,220 | \$51,848 | 1.52% |
| Fringe Benefits | \$3,099,175 | \$1,549,588 | \$1,594,035 | \$1,515,158 | \$78,876 | 5.21% |
| Purchased Services | \$2,786,618 | \$1,393,309 | \$1,401,700 | \$1,095,729 | \$305,971 | 27.92% |
| Supplies | \$1,009,125 | \$504,563 | \$366,918 | \$397,071 | (\$30,153) | -7.59% |
| Equipment & Capital Purchases | \$1,505,989 | \$752,995 | \$542,564 | \$184,971 | \$357,593 | 193.32% |
| Other Objects | \$196,467 | \$98,234 | \$88,664 | \$66,619 | \$22,045 | 33.09% |
| Transfers Out | \$1,022,500 | \$511,250 | \$0 | \$0 | \$0 | 0% |
| TOTAL EXPENSES | \$16,590,388 | \$8,295,194 | \$7,485,673 | \$6,681,767 | \$803,905 | 12.03% |

| CASH FLOW | | | |
|---------------------------------|-------------|-------------|-------------|
| FYTD through 12-31-2025 | | | |
| | 25-26 | 24-25 | DIFFERENCE |
| Total General Fund Receipts | \$7,134,082 | \$6,653,949 | \$480,133 |
| Total General Fund Expenditures | \$7,485,673 | \$6,681,767 | \$803,905 |
| NET CASH FLOW | (\$351,591) | (\$27,819) | (\$323,772) |

BANK RECONCILIATION

DECEMBER 2025

[illegible]

(0.00)

Certified: _____
Robin Klenk, Treasurer

Concurring: _____
Mr. Jim Grubbs, Superintendent

Approved: _____
Mrs. Debbie Reidy, President

CRESTVIEW LOCAL SCHOOLS

Disbursement Report

| Check # | Reference # | Vendor # | Primary Name | Date | Type | Amount | Check Type | Reconcile Date | Status | Void Date | Printed |
|---------|-------------|----------|---|------------|----------------------|-------------|------------|----------------|-------------|-----------|-------------------------------------|
| 88316 | 38447 | 5601 | Trustmark | 12/26/2025 | ACCOUNTS _PAYABLE | \$ 6,079.41 | Check | | OUTSTANDING | | <input checked="" type="checkbox"/> |
| 88315 | 38446 | 2864 | OHIO SCHOOL BENEFITS COOPERATIVE | 12/26/2025 | ACCOUNTS _PAYABLE | 163,181.90 | Check | | OUTSTANDING | | <input checked="" type="checkbox"/> |
| 88314 | 38448 | 34486 | Grady Enterprises Inc | 12/26/2025 | ACCOUNTS _PAYABLE | 252.00 | Check | | OUTSTANDING | | <input checked="" type="checkbox"/> |
| 88298 | 38394 | 36467 | WALMART TREVIPAY | 12/18/2025 | ACCOUNTS _PAYABLE | 222.33 | Check | | OUTSTANDING | | <input checked="" type="checkbox"/> |
| 88292 | 38411 | 2045 | SIESEL DISTRIBUTING, LLC | 12/18/2025 | ACCOUNTS _PAYABLE | 194.71 | Check | | OUTSTANDING | | <input checked="" type="checkbox"/> |
| 88290 | 38400 | 36072 | ROBSON, JONI | 12/18/2025 | ACCOUNTS _PAYABLE | 95.20 | Check | | OUTSTANDING | | <input checked="" type="checkbox"/> |
| 88289 | 38424 | 3339 | RIDDELL ALL AMERICAN | 12/18/2025 | ACCOUNTS _PAYABLE | 2,068.55 | Check | | OUTSTANDING | | <input checked="" type="checkbox"/> |
| 88283 | 38418 | 1232 | NORTH CENTRAL STATE COLLEGE | 12/18/2025 | ACCOUNTS _PAYABLE | 1,750.69 | Check | | OUTSTANDING | | <input checked="" type="checkbox"/> |
| 88282 | 38377 | 36446 | MYERS MECHANICAL INSULATION | 12/18/2025 | ACCOUNTS _PAYABLE | 1,631.00 | Check | | OUTSTANDING | | <input checked="" type="checkbox"/> |
| 88281 | 38423 | 2838 | MVD SPORTS | 12/18/2025 | ACCOUNTS _PAYABLE | 624.50 | Check | | OUTSTANDING | | <input checked="" type="checkbox"/> |
| 88280 | 38387 | 36313 | MUSIC AND ARTS | 12/18/2025 | ACCOUNTS _PAYABLE | 1,679.68 | Check | | OUTSTANDING | | <input checked="" type="checkbox"/> |
| 88276 | 38383 | 36080 | KINNARD, BRIAN | 12/18/2025 | ACCOUNTS _PAYABLE | 20.00 | Check | | OUTSTANDING | | <input checked="" type="checkbox"/> |
| 88273 | 38398 | 34330 | ISOLVED BENEFIT SERVICES | 12/18/2025 | ACCOUNTS _PAYABLE | 1,656.64 | Check | | OUTSTANDING | | <input checked="" type="checkbox"/> |
| 88269 | 38399 | 350033 | Gordon Flesch Company Inc | 12/18/2025 | ACCOUNTS _PAYABLE | 16.15 | Check | | OUTSTANDING | | <input checked="" type="checkbox"/> |
| 88264 | 38396 | 34383 | EBS - STEPPING STONE GROUP | 12/18/2025 | ACCOUNTS _PAYABLE | 4,606.50 | Check | | OUTSTANDING | | <input checked="" type="checkbox"/> |
| 88259 | 38414 | 36426 | BIVENS, BARBARA | 12/18/2025 | ACCOUNTS _PAYABLE | 75.00 | Check | | OUTSTANDING | | <input checked="" type="checkbox"/> |
| 88252 | 38382 | 2617 | AEDVENTURE | 12/18/2025 | ACCOUNTS _PAYABLE | 6,192.00 | Check | | OUTSTANDING | | <input checked="" type="checkbox"/> |
| 88229 | 38343 | 36215 | JOHNSON, BROOKELYN | 12/11/2025 | ACCOUNTS _PAYABLE | 75.00 | Check | | OUTSTANDING | | <input checked="" type="checkbox"/> |
| 88220 | 38366 | 3067 | COOPER, AMBER | 12/11/2025 | ACCOUNTS _PAYABLE | 75.00 | Check | | OUTSTANDING | | <input checked="" type="checkbox"/> |
| 88179 | 38289 | 3067 | COOPER, AMBER | 12/2/2025 | ACCOUNTS _PAYABLE | 50.00 | Check | | OUTSTANDING | | <input checked="" type="checkbox"/> |
| 88102 | 38193 | 36469 | HERITAGE INTERPRETING LLC | 11/13/2025 | ACCOUNTS _PAYABLE | 190.00 | Check | | OUTSTANDING | | <input checked="" type="checkbox"/> |
| 88098 | 38212 | 35954 | Brockway, Stephanie | 11/13/2025 | ACCOUNTS _PAYABLE | 124.60 | Check | | OUTSTANDING | | <input checked="" type="checkbox"/> |
| 88070 | 38159 | 36474 | PASCARELLA, DONNA | 11/6/2025 | ACCOUNTS _PAYABLE | 1,372.55 | Check | | OUTSTANDING | | <input checked="" type="checkbox"/> |
| 88049 | 38153 | 1969 | Ohio Association of School Business Officials | 11/6/2025 | ACCOUNTS _PAYABLE | 100.00 | Check | | OUTSTANDING | | <input checked="" type="checkbox"/> |

CRESTVIEW LOCAL SCHOOLS

Disbursement Report

| Check # | Reference # | Vendor # | Primary Name | Date | Type | Amount | Check Type | Reconcile Date | Status | Void Date | Printed |
|-------------|-------------|----------|-------------------------|------------|------------------|---------------|------------|----------------|-------------|-----------|-------------------------------------|
| 88028 | 38120 | 36029 | BONDED CHEMICAL INC | 11/6/2025 | ACCOUNTS_PAYABLE | \$ 952.07 | Check | | OUTSTANDING | | <input checked="" type="checkbox"/> |
| 87917 | 37999 | 1949 | MOORE, HALEY | 10/10/2025 | ACCOUNTS_PAYABLE | 25.00 | Check | | OUTSTANDING | | <input checked="" type="checkbox"/> |
| 87801 | 37832 | 36136 | RUCKER, ERICA | 9/24/2025 | ACCOUNTS_PAYABLE | 25.00 | Check | | OUTSTANDING | | <input checked="" type="checkbox"/> |
| 87790 | 37847 | 1949 | MOORE, HALEY | 9/24/2025 | ACCOUNTS_PAYABLE | 100.00 | Check | | OUTSTANDING | | <input checked="" type="checkbox"/> |
| 87752 | 37815 | 4945 | PIONEER JVS | 9/12/2025 | ACCOUNTS_PAYABLE | 26.00 | Check | | OUTSTANDING | | <input checked="" type="checkbox"/> |
| 87676 | 37750 | 1949 | MOORE, HALEY | 9/4/2025 | ACCOUNTS_PAYABLE | 25.00 | Check | | OUTSTANDING | | <input checked="" type="checkbox"/> |
| 87626 | 37694 | 36415 | IRONMAN TOURNAMENT, LLC | 8/26/2025 | ACCOUNTS_PAYABLE | 150.00 | Check | | OUTSTANDING | | <input checked="" type="checkbox"/> |
| 87377 | 37389 | 36206 | MCFADDE N, BRITTNAY | 6/23/2025 | REFUND | 12.90 | Check | | OUTSTANDING | | <input checked="" type="checkbox"/> |
| 87304 | 37304 | 36430 | WILLIAMS, MARSHA | 5/29/2025 | REFUND | 14.00 | Check | | OUTSTANDING | | <input checked="" type="checkbox"/> |
| 87031 | 37002 | 2842 | HICKEY, CHELSI | 4/22/2025 | ACCOUNTS_PAYABLE | 39.00 | Check | | OUTSTANDING | | <input checked="" type="checkbox"/> |
| Grand Total | | | | | | \$ 193,702.38 | | | | | |

CRESTVIEW LOCAL SCHOOLS
Cash Summary Report

| | Full Account Code | Description | Initial Cash | MTD Received | FYTD Received | MTD Expended | FYTD Expended | Fund Balance | Encumbrance | Unencumbered Balance |
|-------|-------------------|---|-----------------|---------------|-----------------|-----------------|-----------------|-----------------|-----------------|----------------------|
| Fund: | 001 | | | | | | | | | |
| | 001-0000 | GENERAL FUND | \$ 6,781,509.71 | \$ 710,735.42 | \$ 7,134,081.56 | \$ 1,069,090.97 | \$ 7,485,672.62 | \$ 6,429,918.65 | \$ 1,781,176.37 | \$ 4,648,742.28 |
| | | | \$ 6,781,509.71 | \$ 710,735.42 | \$ 7,134,081.56 | \$ 1,069,090.97 | \$ 7,485,672.62 | \$ 6,429,918.65 | \$ 1,781,176.37 | \$ 4,648,742.28 |
| Fund: | 003 | | | | | | | | | |
| | 003-0000 | PERMANENT IMPROVEMENT FUND | 593,184.69 | 0.00 | 185,276.97 | 0.00 | 230,901.19 | 547,560.47 | 74,938.06 | 472,622.41 |
| | | | \$ 593,184.69 | \$ 0.00 | \$ 185,276.97 | \$ 0.00 | \$ 230,901.19 | \$ 547,560.47 | \$ 74,938.06 | \$ 472,622.41 |
| Fund: | 006 | | | | | | | | | |
| | 006-0000 | FOOD SERVICES FUND | 162,832.81 | 50,772.37 | 238,969.16 | 57,088.61 | 335,133.17 | 66,668.80 | 199,586.90 | (132,918.10) |
| | | | \$ 162,832.81 | \$ 50,772.37 | \$ 238,969.16 | \$ 57,088.61 | \$ 335,133.17 | \$ 66,668.80 | \$ 199,586.90 | \$ (132,918.10) |
| Fund: | 007 | | | | | | | | | |
| | 007-9691 | STAFF TRUST FUND HIGH SCHOOL | 56.08 | 0.00 | 0.00 | 0.00 | 0.00 | 56.08 | 0.00 | 56.08 |
| | 007-9692 | STAFF TRUST FUND MIDDLE SCHOOL | 2,017.63 | 0.00 | 214.00 | 96.61 | 574.79 | 1,656.84 | 3.82 | 1,653.02 |
| | 007-9693 | STAFF TRUST FUND ELEMENTARY | 1,574.35 | 0.00 | 0.00 | 0.00 | 0.00 | 1,574.35 | 0.00 | 1,574.35 |
| | 007-9904 | RECYCLING SCHOLARSHIP | 3,269.00 | 0.00 | 44.49 | 0.00 | 0.00 | 3,313.49 | 0.00 | 3,313.49 |
| | 007-9905 | RED CROSS SCHOLARSHIP | 750.00 | 0.00 | 0.00 | 0.00 | 500.00 | 250.00 | 0.00 | 250.00 |
| | | | \$ 7,667.06 | \$ 0.00 | \$ 258.49 | \$ 96.61 | \$ 1,074.79 | \$ 6,850.76 | \$ 3.82 | \$ 6,846.94 |
| Fund: | 018 | | | | | | | | | |
| | 018-9421 | HIGH SCHOOL PUBLIC SCHOOL SUPPORT | 108.38 | 5.00 | 735.57 | 0.00 | 119.30 | 724.65 | 12.76 | 711.89 |
| | 018-9422 | MIDDLE SCHOOL PUBLIC SCHOOL SUPPORT | 0.07 | 844.80 | 1,923.92 | 0.00 | 283.10 | 1,640.89 | 344.77 | 1,296.12 |
| | 018-9423 | ELEMENTARY SCHOOL PUBLIC SCHOOL SUPPORT | 4,091.30 | 259.67 | 9,548.56 | 2,129.00 | 7,084.80 | 6,555.06 | 423.00 | 6,132.06 |
| | 018-9521 | SARAH CURRY FLOWER FUND | 735.36 | 0.00 | 0.00 | 0.00 | 0.00 | 735.36 | 0.00 | 735.36 |
| | 018-9522 | MIDDLE SCHOOL WASHINGTON DC TRIP FUND | 2,516.41 | 0.00 | 0.00 | 0.00 | 0.00 | 2,516.41 | 0.00 | 2,516.41 |
| | 018-9523 | 6TH GRADE OUTDOOR SCHOOL | 0.00 | 1,786.00 | 1,786.00 | 0.00 | 0.00 | 1,786.00 | 0.00 | 1,786.00 |
| | 018-9524 | MILITARY APPRECIATION FUND | 7,713.00 | 0.00 | 0.00 | 0.00 | 0.00 | 7,713.00 | 2,733.20 | 4,979.80 |
| | 018-9525 | COUGAR CAFE-LIFE SKILLS | 0.00 | 119.00 | 119.00 | 0.00 | 0.00 | 119.00 | 88.07 | 30.93 |
| | | | \$ 15,164.52 | \$ 3,014.47 | \$ 14,113.05 | \$ 2,129.00 | \$ 7,487.20 | \$ 21,790.37 | \$ 3,601.80 | \$ 18,188.57 |
| Fund: | 019 | | | | | | | | | |
| | 019-9907 | CRESTVIEW EDUCATIONAL FOUNDATION GRANTS | 1,565.15 | 0.00 | 0.00 | 0.00 | 1,088.94 | 476.21 | 121.49 | 354.72 |
| | 019-9941 | Green Team Grant | 461.95 | 0.00 | 0.00 | 0.00 | 0.00 | 461.95 | 0.00 | 461.95 |
| | 019-9953 | RCF-UKULELE GRANT-HILL | 0.00 | 0.00 | 1,500.00 | 1,500.00 | 1,500.00 | 0.00 | 0.00 | 0.00 |
| | 019-9954 | RCF-METAL DETECTING CLUB-BARNES | 0.00 | 0.00 | 1,500.00 | 0.00 | 1,500.00 | 0.00 | 0.00 | 0.00 |
| | 019-9955 | RCF-RACING MINDS GRANT-SOUDER | 0.00 | 0.00 | 1,500.00 | 0.00 | 0.00 | 1,500.00 | 0.00 | 1,500.00 |
| | 019-9956 | RTA GRANT-LIFE SKILLS | 0.00 | 0.00 | 753.00 | 103.14 | 753.00 | 0.00 | 0.00 | 0.00 |

CRESTVIEW LOCAL SCHOOLS
Cash Summary Report

| | Full Account Code | Description | Initial Cash | MTD Received | FYTD Received | MTD Expended | FYTD Expended | Fund Balance | Encumbrance | Unencumbered Balance |
|-------|-------------------|--|------------------|--------------|---------------|---------------|---------------|------------------|--------------|----------------------|
| | 019-9957 | RTA GRANT-SNAP CIRCUITS-STEM | \$ 0.00 | \$ 0.00 | \$ 457.91 | \$ 0.00 | \$ 0.00 | \$ 457.91 | \$ 0.00 | \$ 457.91 |
| | 019-9958 | RTA-PHYS ED INCENTIVE PROGRAM | 0.00 | 0.00 | 745.00 | 0.00 | 0.00 | 745.00 | 0.00 | 745.00 |
| | | | \$ 2,027.10 | \$ 0.00 | \$ 6,455.91 | \$ 1,603.14 | \$ 4,841.94 | \$ 3,641.07 | \$ 121.49 | \$ 3,519.58 |
| Fund: | 022 | | | | | | | | | |
| | 022-9001 | RETIREMENT CLEARING ACCOUNT | 104,755.83 | 80,491.74 | 564,521.62 | 94,518.00 | 585,175.69 | 84,101.76 | 0.00 | 84,101.76 |
| | 022-9002 | WORKERS COMPENSATION ACCOUNT | 11,573.75 | 1,734.92 | 11,696.91 | 12,576.00 | 12,576.00 | 10,694.66 | 0.00 | 10,694.66 |
| | | | \$ 116,329.58 | \$ 82,226.66 | \$ 576,218.53 | \$ 107,094.00 | \$ 597,751.69 | \$ 94,796.42 | \$ 0.00 | \$ 94,796.42 |
| Fund: | 034 | | | | | | | | | |
| | 034-0000 | CLASSROOM FACILITIES MAINT FUND (.5 MILL) | 37,043.72 | 0.00 | 38,041.56 | 1,842.50 | 25,259.01 | 49,826.27 | 41,357.50 | 8,468.77 |
| | | | \$ 37,043.72 | \$ 0.00 | \$ 38,041.56 | \$ 1,842.50 | \$ 25,259.01 | \$ 49,826.27 | \$ 41,357.50 | \$ 8,468.77 |
| Fund: | 070 | | | | | | | | | |
| | 070-0000 | CAPITAL PROJECTS FUND | 3,952,531.11 | 0.00 | 0.00 | 40,228.66 | 370,463.87 | 3,582,067.24 | 84,778.24 | 3,497,289.00 |
| | 070-9225 | CAPITAL PROJECTS FUND-FY25 | 8,000,000.00 | 0.00 | 0.00 | 0.00 | 0.00 | 8,000,000.00 | 0.00 | 8,000,000.00 |
| | | | \$ 11,952,531.11 | \$ 0.00 | \$ 0.00 | \$ 40,228.66 | \$ 370,463.87 | \$ 11,582,067.24 | \$ 84,778.24 | \$ 11,497,289.00 |
| Fund: | 200 | | | | | | | | | |
| | 200-9126 | INDUSTRIAL ART MASS PRODUCTION | 5,325.13 | 460.00 | 980.00 | 0.00 | 1,008.87 | 5,296.26 | 0.00 | 5,296.26 |
| | 200-9128 | SPANISH CLUB | 400.80 | 0.00 | 0.00 | 0.00 | 0.00 | 400.80 | 0.00 | 400.80 |
| | 200-9141 | NAT'L HONOR SOCIETY | 1,542.28 | 595.68 | 595.68 | 299.00 | 1,307.00 | 830.96 | 96.00 | 734.96 |
| | 200-9224 | CLASS OF 2024 | 2,279.92 | 0.00 | 0.00 | 0.00 | 294.00 | 1,985.92 | 0.00 | 1,985.92 |
| | 200-9225 | CLASS OF 2025 | 4,193.54 | 0.00 | 0.00 | 0.00 | 2,881.00 | 1,312.54 | 0.00 | 1,312.54 |
| | 200-9226 | CLASS OF 2026 | 5,065.70 | 30.00 | 460.00 | 0.00 | 165.19 | 5,360.51 | 650.00 | 4,710.51 |
| | 200-9227 | CLASS OF 2027 | 1,571.00 | 190.00 | 771.36 | 0.00 | 88.11 | 2,254.25 | 1,095.00 | 1,159.25 |
| | 200-9228 | CLASS OF 2028 | 660.00 | 50.00 | 420.00 | 0.00 | 0.00 | 1,080.00 | 0.00 | 1,080.00 |
| | 200-9229 | CLASS OF 2029 | 0.00 | 30.00 | 400.00 | 0.00 | 0.00 | 400.00 | 0.00 | 400.00 |
| | 200-9611 | HIGH SCHOOL STUDENT COUNCIL | 10,854.28 | 0.00 | 2,401.00 | 0.00 | 1,173.07 | 12,082.21 | 0.00 | 12,082.21 |
| | 200-9612 | MIDDLE SCHOOL STUDENT COUNCIL | 4,373.57 | 0.00 | 522.00 | 171.38 | 526.38 | 4,369.19 | 0.00 | 4,369.19 |
| | 200-9680 | YEARBOOK | 9,076.82 | 140.00 | 1,100.00 | 0.00 | 2,216.97 | 7,959.85 | 819.67 | 7,140.18 |
| | 200-9690 | NEWSPAPER | 19.74 | 0.00 | 0.00 | 0.00 | 0.00 | 19.74 | 0.00 | 19.74 |
| | 200-9691 | CRESTVIEW FELLOWSHIP OF CHRISTIAN ATHLETES | 42.47 | 0.00 | 0.00 | 0.00 | 0.00 | 42.47 | 0.00 | 42.47 |
| | | | \$ 45,405.25 | \$ 1,495.68 | \$ 7,650.04 | \$ 470.38 | \$ 9,660.59 | \$ 43,394.70 | \$ 2,660.67 | \$ 40,734.03 |
| Fund: | 300 | | | | | | | | | |
| | 300-9002 | MIDDLE SCHOOL LIBRARY | 210.62 | 0.00 | 1,740.60 | 0.00 | 1,738.75 | 212.47 | 0.00 | 212.47 |
| | 300-9003 | ES LIBRARY | 494.95 | 0.00 | 3,456.86 | 3,408.75 | 3,408.75 | 543.06 | 0.00 | 543.06 |
| | 300-9113 | DRAMA CLUB | 4,597.30 | 0.00 | 3,461.00 | 564.64 | 3,831.84 | 4,226.46 | 466.74 | 3,759.72 |

CRESTVIEW LOCAL SCHOOLS

Cash Summary Report

| | Full Account Code | Description | Initial Cash | MTD Received | FYTD Received | MTD Expended | FYTD Expended | Fund Balance | Encumbrance | Unencumbered Balance |
|--------------|-------------------|---|----------------------|----------------------|----------------------|---------------------|----------------------|-----------------------|---------------------|-----------------------|
| | 300-9115 | ART CLUB | \$ 632.16 | \$ 0.00 | \$ 0.00 | \$ 0.00 | \$ 0.00 | \$ 632.16 | \$ 0.00 | \$ 632.16 |
| | 300-9134 | BAND | 861.67 | 0.00 | 0.00 | 0.00 | 239.99 | 621.68 | 940.00 | (318.32) |
| | 300-9137 | VOCAL | 3,312.21 | 0.00 | 0.00 | 0.00 | 3,123.84 | 188.37 | 0.00 | 188.37 |
| | 300-9330 | FFA | 43,797.68 | 20,414.73 | 50,358.92 | 11,237.26 | 30,191.97 | 63,964.63 | 24,977.57 | 38,987.06 |
| | 300-9500 | ATHLETICS | 0.00 | 8,347.00 | 71,985.45 | 20,608.00 | 85,654.18 | (13,668.73) | 52,704.34 | (66,373.07) |
| | 300-9511 | BASEBALL COACH'S FUND | 3,167.50 | 0.00 | 482.00 | 0.00 | 0.00 | 3,649.50 | 0.00 | 3,649.50 |
| | 300-9512 | BOYS BASKETBALL COACH'S FUND | 1,549.46 | 0.00 | 619.00 | 0.00 | 0.00 | 2,168.46 | 609.98 | 1,558.48 |
| | 300-9513 | BOYS SOCCER COACH'S FUND | 0.00 | 1,500.00 | 1,860.00 | 0.00 | 358.02 | 1,501.98 | 0.00 | 1,501.98 |
| | 300-9516 | FOOTBALL COACH'S FUND | 6,280.62 | 0.00 | 0.00 | 2,068.55 | 2,888.30 | 3,392.32 | 521.05 | 2,871.27 |
| | 300-9523 | HS CROSS COUNTRY COACH'S FUND | 19,299.72 | 0.00 | 500.00 | 947.00 | 5,225.56 | 14,574.16 | 1,294.96 | 13,279.20 |
| | 300-9524 | GOLF COACH'S FUND | 4,468.91 | 0.00 | 1,204.00 | 0.00 | 1,668.75 | 4,004.16 | 1,131.25 | 2,872.91 |
| | 300-9526 | MS TRACK COACH'S FUND | 300.00 | 0.00 | 0.00 | 0.00 | 0.00 | 300.00 | 0.00 | 300.00 |
| | 300-9527 | TRACK COACH'S FUND | 191.25 | 0.00 | 0.00 | 0.00 | 0.00 | 191.25 | 0.00 | 191.25 |
| | 300-9528 | WRESTLING COACH'S FUND | 355.05 | 0.00 | 0.00 | 209.97 | 209.97 | 145.08 | 0.00 | 145.08 |
| | 300-9531 | HS GIRLS BASKETBALL COACH'S FUND | 1,290.62 | 175.00 | 2,559.00 | 1,289.69 | 1,289.69 | 2,559.93 | 1,499.31 | 1,060.62 |
| | 300-9533 | GIRLS SOCCER COACH'S FUND | 2,073.33 | 0.00 | 0.00 | 0.00 | 0.00 | 2,073.33 | 0.00 | 2,073.33 |
| | 300-9534 | SOFTBALL COACH'S FUND | 5,532.58 | 0.00 | 188.00 | 0.00 | 0.00 | 5,720.58 | 0.00 | 5,720.58 |
| | 300-9535 | VOLLEYBALL COACH'S FUND | 1,953.78 | 0.00 | 4,605.00 | 0.00 | 4,953.92 | 1,604.86 | 82.00 | 1,522.86 |
| | 300-9537 | SWIM Coaches Fund | 1,886.43 | 0.00 | 0.00 | 0.00 | 0.00 | 1,886.43 | 0.00 | 1,886.43 |
| | 300-9553 | HS CHEERLEADING COACH'S FUND | 335.76 | 0.00 | 250.00 | 0.00 | 385.10 | 200.66 | 85.00 | 115.66 |
| | 300-9554 | MIDDLE SCHOOL CHEERLEADING FUND | 164.41 | 0.00 | 250.00 | 0.00 | 0.00 | 414.41 | 0.00 | 414.41 |
| Fund: | 439 | | \$ 102,756.01 | \$ 30,436.73 | \$ 143,519.83 | \$ 40,333.86 | \$ 145,168.63 | \$ 101,107.21 | \$ 84,312.20 | \$ 16,795.01 |
| | 439-9226 | FY26 PUBLIC SCHOOL PRESCHOOL | 0.00 | 14,450.00 | 36,125.00 | 10,208.84 | 51,046.19 | (14,921.19) | 0.00 | (14,921.19) |
| | | | \$ 0.00 | \$ 14,450.00 | \$ 36,125.00 | \$ 10,208.84 | \$ 51,046.19 | \$ (14,921.19) | \$ 0.00 | \$ (14,921.19) |
| Fund: | 451 | | | | | | | | | |
| | 451-9200 | NETWORK CONNECTIVITY AND ONENET | 0.00 | (7,000.00) | 6,000.00 | 0.00 | 0.00 | 6,000.00 | 0.00 | 6,000.00 |
| | | | \$ 0.00 | \$ (7,000.00) | \$ 6,000.00 | \$ 0.00 | \$ 0.00 | \$ 6,000.00 | \$ 0.00 | \$ 6,000.00 |
| Fund: | 499 | | | | | | | | | |
| | 499-9224 | FY24 SCHOOL SAFETY GRANT-ATTORNEY GENERAL | 301.70 | 0.00 | 0.00 | 0.00 | 0.00 | 301.70 | 0.00 | 301.70 |
| | 499-9926 | FY26 BWC SAFETY INTERVENTION GRANT | 0.00 | 0.00 | 0.00 | 0.00 | 0.00 | 0.00 | 16,065.00 | (16,065.00) |
| | | | \$ 301.70 | \$ 0.00 | \$ 0.00 | \$ 0.00 | \$ 0.00 | \$ 301.70 | \$ 16,065.00 | \$ (15,763.30) |
| Fund: | 516 | | | | | | | | | |
| | 516-9226 | FY26 IDEA-B | 0.00 | 27,705.24 | 124,280.07 | 27,705.24 | 138,132.69 | (13,852.62) | 0.00 | (13,852.62) |
| | | | \$ 0.00 | \$ 27,705.24 | \$ 124,280.07 | \$ 27,705.24 | \$ 138,132.69 | \$ (13,852.62) | \$ 0.00 | \$ (13,852.62) |

CRESTVIEW LOCAL SCHOOLS
Cash Summary Report

| | Full Account Code | Description | Initial Cash | MTD Received | FYTD Received | MTD Expended | FYTD Expended | Fund Balance | Encumbrance | Unencumbered Balance |
|-------------|-------------------|-----------------------------------|------------------|---------------|-----------------|-----------------|-----------------|------------------|-----------------|----------------------|
| Fund: | 572 | | | | | | | | | |
| | 572-9225 | FY25 TITLE I-A | \$ (35,882.11) | \$ 0.00 | \$ 34,720.03 | \$ 0.00 | \$ (1,162.08) | \$ 0.00 | \$ 0.00 | \$ 0.00 |
| | 572-9226 | FY26 TITLE I-A | 0.00 | 27,644.40 | 119,123.82 | 27,644.41 | 136,303.99 | (17,180.17) | 267.00 | (17,447.17) |
| | | | \$ (35,882.11) | \$ 27,644.40 | \$ 153,843.85 | \$ 27,644.41 | \$ 135,141.91 | \$ (17,180.17) | \$ 267.00 | \$ (17,447.17) |
| Fund: | 590 | | | | | | | | | |
| | 590-9225 | FY25 TITLE II-A | (13,257.24) | 0.00 | 13,257.24 | 0.00 | 0.00 | 0.00 | 0.00 | 0.00 |
| | 590-9226 | FY26 TITLE II-A | 0.00 | 1,760.40 | 2,621.43 | 468.40 | 2,621.43 | 0.00 | 2,287.72 | (2,287.72) |
| | | | \$ (13,257.24) | \$ 1,760.40 | \$ 15,878.67 | \$ 468.40 | \$ 2,621.43 | \$ 0.00 | \$ 2,287.72 | \$ (2,287.72) |
| Fund: | 599 | | | | | | | | | |
| | 599-9926 | National Archery in Schools Grant | 0.00 | 0.00 | 2,500.00 | 0.00 | 2,500.00 | 0.00 | 0.00 | 0.00 |
| | | | \$ 0.00 | \$ 0.00 | \$ 2,500.00 | \$ 0.00 | \$ 2,500.00 | \$ 0.00 | \$ 0.00 | \$ 0.00 |
| Grand Total | | | \$ 19,767,613.91 | \$ 943,241.37 | \$ 8,683,212.69 | \$ 1,386,004.62 | \$ 9,542,856.92 | \$ 18,907,969.68 | \$ 2,291,156.77 | \$ 16,616,812.91 |

CRESTVIEW LOCAL SCHOOLS

Check Report

| Check Number | Payment Number | Transaction Type | Amount | Issued Date | Transaction Date | Reconciled Date | Status | Pay To Name |
|--------------|----------------|------------------|--------------|-------------|------------------|-----------------|--------|-------------------------------|
| 81982 | 1026701 | PayrollCheck | \$ 1,201.87 | 7/12/2024 | 7/9/2024 | | Paid | NONNEMACHE R, KENNEDY |
| 82272 | 1032168 | PayrollCheck | 243.21 | 10/3/2025 | 10/1/2025 | | Paid | MACK, MICHAEL P |
| 82289 | 1032645 | DeductionCheck | 127.50 | 10/31/2025 | 10/29/2025 | | Paid | THE CRESTVIEW EDUCATIONAL |
| 82307 | 1033011 | DeductionCheck | 4.18 | 11/28/2025 | 11/24/2025 | | Paid | PEOPLE-QUALIFIED COMMITTEE |
| 82310 | 1033018 | DeductionCheck | 85.00 | 11/28/2025 | 11/24/2025 | | Paid | THE CRESTVIEW EDUCATIONAL |
| 82316 | 1033070 | PayrollCheck | 100.07 | 12/12/2025 | 12/9/2025 | | Paid | SANDVIK, MOLLY |
| 82319 | 1033351 | DeductionCheck | 2.70 | 12/26/2025 | 12/22/2025 | | Paid | BUCYRUS CITY INCOME TAX |
| 82320 | 1033354 | DeductionCheck | 5,827.38 | 12/26/2025 | 12/22/2025 | | Paid | CTA UNION DUES |
| 82321 | 1033355 | DeductionCheck | 825.45 | 12/26/2025 | 12/22/2025 | | Paid | Grady Enterprises Inc. |
| 82322 | 1033358 | DeductionCheck | 336.39 | 12/26/2025 | 12/22/2025 | | Paid | Mansfield Clerk of Court |
| 82323 | 1033359 | DeductionCheck | 769.04 | 12/26/2025 | 12/22/2025 | | Paid | OAPSE |
| 82324 | 1033363 | DeductionCheck | 19,400.74 | 12/26/2025 | 12/22/2025 | | Paid | OHIO SCHOOL BENEFITS |
| 82325 | 1033364 | DeductionCheck | 67.49 | 12/26/2025 | 12/22/2025 | | Paid | ONTARIO INCOME TAX |
| 82326 | 1033365 | DeductionCheck | 4.18 | 12/26/2025 | 12/22/2025 | | Paid | PEOPLE-QUALIFIED COMMITTEE |
| 82327 | 1033369 | DeductionCheck | 335.44 | 12/26/2025 | 12/22/2025 | | Paid | SHELBY CITY INCOME TAX DEPT |
| 82328 | 1033371 | DeductionCheck | 2,189.09 | 12/26/2025 | 12/22/2025 | | Paid | TEXAS LIFE INSURANCE COMPANY |
| 82329 | 1033372 | DeductionCheck | 85.00 | 12/26/2025 | 12/22/2025 | | Paid | THE CRESTVIEW EDUCATIONAL |
| 82330 | 1033373 | DeductionCheck | 2,394.42 | 12/26/2025 | 12/22/2025 | | Paid | Trustmark |
| 82331 | 1033374 | DeductionCheck | 100.00 | 12/26/2025 | 12/22/2025 | | Paid | UNITED WAY OF RICHLAND COUNTY |
| 82332 | 1033375 | DeductionCheck | 232.17 | 12/26/2025 | 12/22/2025 | | Paid | WASHINGTON NATIONAL INSURANCE |
| Grand Total | | | \$ 34,331.32 | | | | | |

Wealth Management
Park National Bank
PO Box 3500
Newark OH 43058-9983



For questions concerning your account, please contact your account administrator(s):

Scott A Heimann 419-525-8774
scott.heimann@parknationalbank.com

Confidential Statement of Account

December 1, 2025 Through December 31, 2025

Crestview Local School Managing Agency

Account Number: R607

Robin Klenk
150 Trease Road
Lexington, OH 44904

Investments may not be FDIC insured or bank guaranteed, and may lose value.

Account Summary

| | | |
|--|-----------|------------------------|
| <i>Beginning Market Value :</i> | | \$ 3,805,121.88 |
| <i>Receipts :</i> | | |
| Cash Deposits : | 0.00 | |
| Asset Deposits : | 0.00 | |
| Total Receipts : | | 0.00 |
| <i>Payments :</i> | | |
| Disbursements : | 0.00 | |
| Withdrawals and Distributions : | 0.00 | |
| Administrative Expenses : | -408.55 | |
| Total Payments : | | -408.55 |
| <i>Investment Income :</i> | | |
| Tax Free Income : | 0.00 | |
| Taxable Interest : | 12,067.11 | |
| Dividends : | 0.00 | |
| Return of Capital (Income Assets Only) : | 0.00 | |
| Other Income : | 0.00 | |
| Total Investment Income : | | 12,067.11 |
| <i>Investment Change :</i> | 0.00 | |
| Total Investment Change : | | 0.00 |
| <i>Ending Market Value :</i> | | \$ 3,816,780.44 |

Portfolio Summary

| December 31, 2025 | Portfolio | Cost | Market | Estimated | Current |
|---------------------------|-----------------|---------------------|---------------------|-------------------|--------------|
| | % | Basis | Value | Ann Inc | Yield |
| Cash Equivalents | 100.00% | 3,816,780.44 | 3,816,780.44 | 138,587.30 | 3.63% |
| <i>Total Portfolio</i> | 100.00 % | 3,816,780.44 | 3,816,780.44 | 138,587.30 | 3.63% |
| <i>Net Cash</i> | | | 0.00 | | |
| <i>Total Market Value</i> | | | 3,816,780.44 | | |

Portfolio Components May Not Equal 100% Due To Rounding

Summary Of Investment Holdings

| Shares or Par Value | Investment Category | Cost Basis | Unit Value | Market Value | Estimated Ann Inc | Curr Yield | % Port |
|--------------------------------|--|---------------|---------------|-----------------|----------------------|---------------|-----------|
| <u>Money Markets - Taxable</u> | | | | | | | |
| 3,816,780.44 | Northern Instl Government Select Portfolio | 3,816,780.44 | 1.00 | 3,816,780.44 | 138,587.30 | 3.63% | 100.00% |
| <i>Totals</i> | | 3,816,780.44 | | 3,816,780.44 | 138,587.30 | 3.63% | 100.00% |
| <i>Total Investments</i> | | 3,816,780.44 | | 3,816,780.44 | 138,587.30 | 3.63% | 100.00% |
| <i>Plus Net Cash</i> | | | | 0.00 | | | |
| <i>Total Market Value</i> | | | | 3,816,780.44 | | | |

Gain or Loss amounts and transactions, as shown, may not reflect the amount to be used for income tax purposes.

December 01, 2025 through December 31, 2025

Account Name : Crestview Local School Managing Agency

Account No : R607

Account Transactions

| Date | Description | Income | Principal | Tax Cost |
|------------|--|----------------------|-----------------------|----------------|
| | <i>Starting Balances</i> | \$ 507,515.06 | \$ -507,515.06 | \$ 0.00 |
| | <u>Interest</u> | | | |
| 12/01/2025 | Daily Factor - Interest | 12,067.11 | | |
| | Northern Instl Government Select Portfolio | | | |
| | Payable Date : 11/30/2025 | | | |
| | Interest From 11/01/2025 To 11/30/2025 | | | |
| | Sub Total | 12,067.11 | 0.00 | 0.00 |
| | <u>Administrative Expenses</u> | | | |
| 12/01/2025 | Market Fee | -204.27 | -204.28 | |
| | Market Value: 3,805,121.88 | | | |
| | Sub Total | -204.27 | -204.28 | 0.00 |
| | <u>Money Market Activity</u> | | | |
| | 1 Purchase(s) For | 12,067.11 | | |
| | 1 Sale(s) For | -408.55 | | |
| | <i>Ending Balances</i> | \$ 519,377.90 | \$ -519,377.90 | \$ 0.00 |

Disclosures

This trust statement should not be used for income tax purposes.

The Bank has entered into agreements with mutual fund processors that may result in our receiving fees from some of the investments in your account. Such fees will be retained as compensation and for recovery of cost in transacting and holding mutual funds. The fees typically range from zero to fifty basis points. This is not an increase in fees or expenses that you are currently paying. Receiving these fees will not adversely impact the investment performance of your account. Mutual fund shares are not insured or guaranteed by the Federal Deposit Insurance Corporation (FDIC) or any other agency of the U.S. government, unlike bank deposits. If you would like further explanation, please contact your account administrator.

Securities, mutual funds, and other investment products are not FDIC insured, not bank guaranteed, and may lose value.

Ohio Trust Code Disclosure

This is to notify you that Section 5810.05(A) of the Ohio Trust Code indicates that you have two years after the date this report was sent to commence a proceeding against the trustee.



Post Office Box 3500
Newark, OH 43058-9983

Statement Ending 12/31/2025




CRESTVIEW LOCAL SCHOOL

Page 1 of 2

Account Number: XXXXXXXXXXXX0593

CRESTVIEW LOCAL SCHOOL
1575 STATE ROUTE 96
ASHLAND OH 44805-9262

Managing Your Accounts

| | | |
|---|-----------------|---|
|  | Address | 3 N. Main Street Mansfield, OH 44902 |
|  | Customer Care | 888-474-PARK (7275) |
|  | Visit us online | parknationalbank.com |

Summary of Accounts

For additional information about this account, visit the Depositor Control Panel (www.depositorcontrol.com). This secure website allows you to view interest rates, placements of funds, and more. If you have trouble logging on, please contact us.

| Account Type | Account Number | Ending Balance |
|------------------------|------------------|----------------|
| BUS PROMONTORY ICS MMA | XXXXXXXXXXXX0593 | \$140,592.68 |

BUS PROMONTORY ICS MMA - XXXXXXXXXXXX0593

Account Summary

| Date | Description | Amount |
|------------|-------------------------|--------------|
| 11/29/2025 | Beginning Balance | \$140,283.66 |
| | 1 Credit(s) This Period | \$309.02 |
| | 0 Debit(s) This Period | \$0.00 |
| 12/31/2025 | Ending Balance | \$140,592.68 |

Account Activity

| Post Date | Description | Debits | Credits | Balance |
|------------|--|--------|----------|--------------|
| 11/29/2025 | Beginning Balance | | | \$140,283.66 |
| 12/31/2025 | INTEREST POSTING FOR DDA 1080109170593 | | \$309.02 | \$140,592.68 |
| 12/31/2025 | Ending Balance | | | \$140,592.68 |

Daily Balances

| Date | Amount |
|------------|--------------|
| 12/31/2025 | \$140,592.68 |

Overdraft and Returned Item Fees

| | Total for this period | Total year-to-date |
|--------------------------|-----------------------|--------------------|
| Total Overdraft Fees | \$0.00 | \$0.00 |
| Total Returned Item Fees | \$0.00 | \$0.00 |

CheckLine Finance Charges

The amount of the finance charge incurred during this billing cycle, as disclosed within the CheckLine Account Summary, if applicable, was computed by calculating the sum of the product of actual daily balance during the billing cycle multiplied by the Daily Periodic Rate. The sum of all actual daily balances for each day of the current billing cycle (excluding any previously billed but unpaid finance charge) divided by the number of days in the current billing cycle is disclosed within the CheckLine Account Summary section as the "Average Daily Balance."

Notice of Negative Furnishing

We may report information about your account to credit bureaus. Late payments, missed payments, or other defaults on your account may be reflected in your credit report.

In Case of Errors or Questions about your Electronic Transfers (Consumer/Personal Accounts Only)

Telephone us at 888-474-7275 or Write us at the address on the face of this statement as soon as you can, if you think your statement or receipt is wrong or if you need more information about a transfer on the statement or receipt. We must hear from you no later than 60 days after we sent you the FIRST statement on which the error or problem appeared.

- (1) Tell us your name and account number (if any).
- (2) Describe the error or the transfer you are unsure about, and explain as clearly as you can why you believe it is an error or why you need more information.
- (3) Tell us the dollar amount of the suspected error.

We will investigate your complaint and will correct any error promptly. If we take more than 10 business days to do this, we will credit your account for the amount you think is in error, so that you will have the use of the money during the time it takes us to complete our investigation.



P.O. Box 7177
Dublin, OH 43017

Account Statement

December 01, 2025 - December 31, 2025

ACCOUNT NUMBER

15581

REGISTRATION

CRESTVIEW LOCAL BD of ED
ATTN ROBIN KLENK
1575 ST RT 96
ASHLAND, OH 44805

Return Service Requested

0000934-0000989 PDFE 001 ----- 878505



CRESTVIEW LOCAL BD OF ED
ATTN ROBIN KLENK
1575 ST RT 96
ASHLAND, OH 44805

Client Services



Call: 800-648-STAR (7827)



Visit our website: www.tos.ohio.gov/star-ohio



Funds Management
STAR Ohio
Columbus, OH 43260

Shareholder Message Center

STAR Ohio will be closed on Thursday, January 1, 2026 for New Year's Day and Monday, January 19, 2026 for Martin Luther King Day.

The STAR Ohio email address is now info@starohio.gov. Please notify your auditor's office and use this email for any/all STAR Ohio related requests to ensure timely processing.

As a reminder, a 24 hr. advanced notification is recommended for purchases and redemption transactions over \$100 million.

Enhancing Security Awareness for Your Investments:

In today's digital landscape, security awareness is paramount for local governments of all sizes. To help you strengthen your defenses, we've compiled a checklist of security awareness best practices:

1. **Regular Training:** Conduct ongoing cybersecurity training for all employees, emphasizing phishing awareness and safe online practices.
2. **Multi-Factor Authentication (MFA):** Implement MFA for all financial systems to add an additional layer of security beyond passwords.
3. **Secure Access Controls:** Ensure that access to investment platforms is restricted based on roles and responsibilities, regularly reviewing permissions.
4. **Data Encryption:** Use encryption for sensitive data both in transit and at rest, protecting it from unauthorized access.
5. **Incident Response Plan:** Develop and regularly update an incident response plan to address potential security breaches swiftly and effectively.
6. **Regular Software Updates:** Keep all software, including firewalls and anti-virus programs, up to date to defend against vulnerabilities.
7. **Monitor Transactions:** Regularly review and monitor transactions for unusual activity, enabling quick detection of potential fraud.
8. **Secure Communication Channels:** Utilize secure methods for communication regarding sensitive financial information, avoiding unsecured emails.

Most importantly, if you believe your account or credentials may have been compromised in any way (including a direct compromise or through a cybersecurity or phishing incident), please contact STAR Ohio at 1.800.648.STAR (7827) to have your account(s) flagged to monitor any suspicious activity.

ACCOUNT SUMMARY

| Funds | Total Shares | Share Price | Share Value |
|-----------|---------------|-------------|----------------|
| STAR Ohio | 2,525,370.950 | \$1.0000 | \$2,525,370.95 |

DISTRIBUTION SUMMARY

| Funds | YTD Earnings | Reinvestment Option |
|-----------|--------------|---------------------|
| | Income | Income |
| STAR Ohio | \$108,683.90 | Reinvest |

TRANSACTIONS

STAR Ohio Account Number: 15581

30 Day Yield = 3.96%

| Date | Transaction Type | To/From Account Number | Shares | Share Price | Gross Amount | Share Value |
|------------|------------------------------|------------------------|---------------|-------------|--------------|----------------|
| | Beginning Shares Balance | | 2,516,897.820 | \$1.00 | | \$2,516,897.82 |
| 12/31/2025 | Income Dividend Reinvestment | | 8,473.130 | \$1.00 | \$8,473.13 | 2,525,370.95 |
| | Closing Balance | | 2,525,370.950 | \$1.00 | | \$2,525,370.95 |

Crestview LSD

Investment Report

As of December 31, 2025



MEEDER

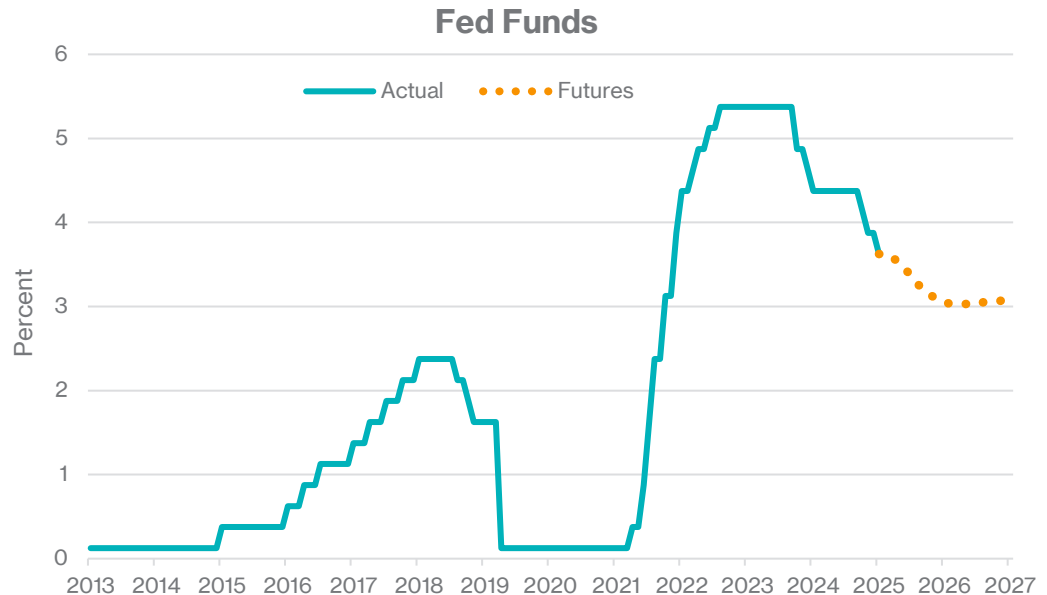
PUBLIC FUNDS



OBSERVATIONS AND EXPECTATIONS

- Interest rates across the yield curve were lower for 2025, except for the 30-Yr T-Bond
- Softening of the labor market was the primary catalyst for lower rates
- GDP continued to grow strongly in Q3 2025, posting a 4.3% rate
- The futures market is projecting the Fed Funds rate to bottom out around 3% in 2026-27
- Inflation remains sticky and above the Fed 2 percent target rate

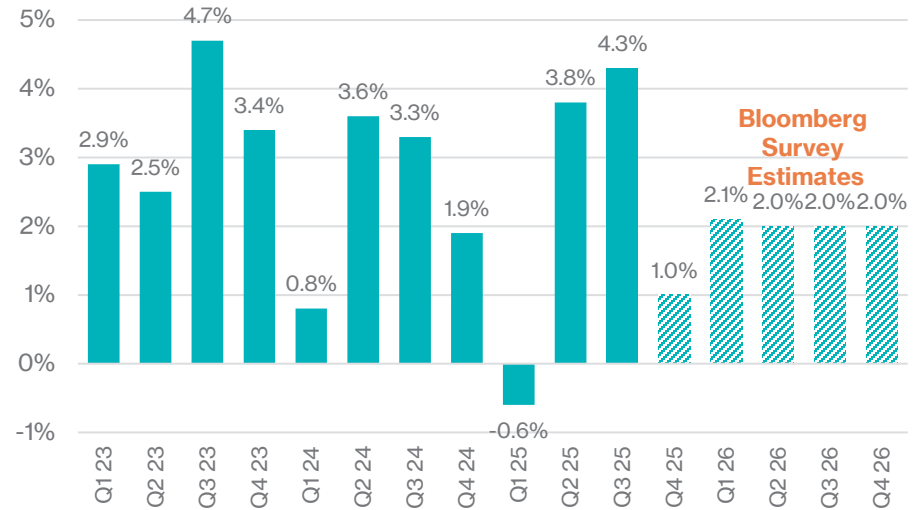
- The Fed Funds futures market is expecting two .25% rate cuts during 2026.
- The Federal Reserve's median Dot Plot shows only one cut for 2026.



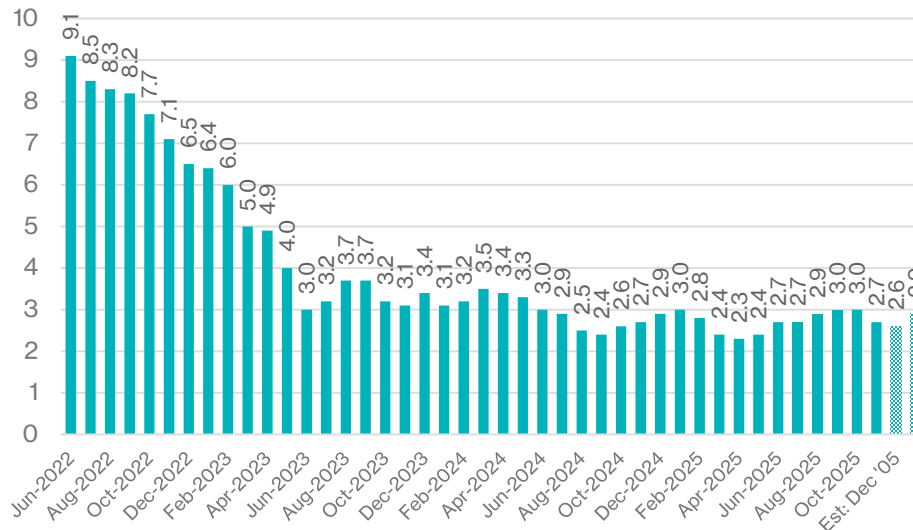
- Economists surveyed by Bloomberg are expecting a slowing of GDP for Q4 2025 due to the federal government shutdown.
- Consumer spending, which comprises about 70% of U.S. economic activity, is projected to remain positive for 2026, especially spending by those in the upper-half of income levels.

SOURCES: BLOOMBERG

Real GDP QoQ



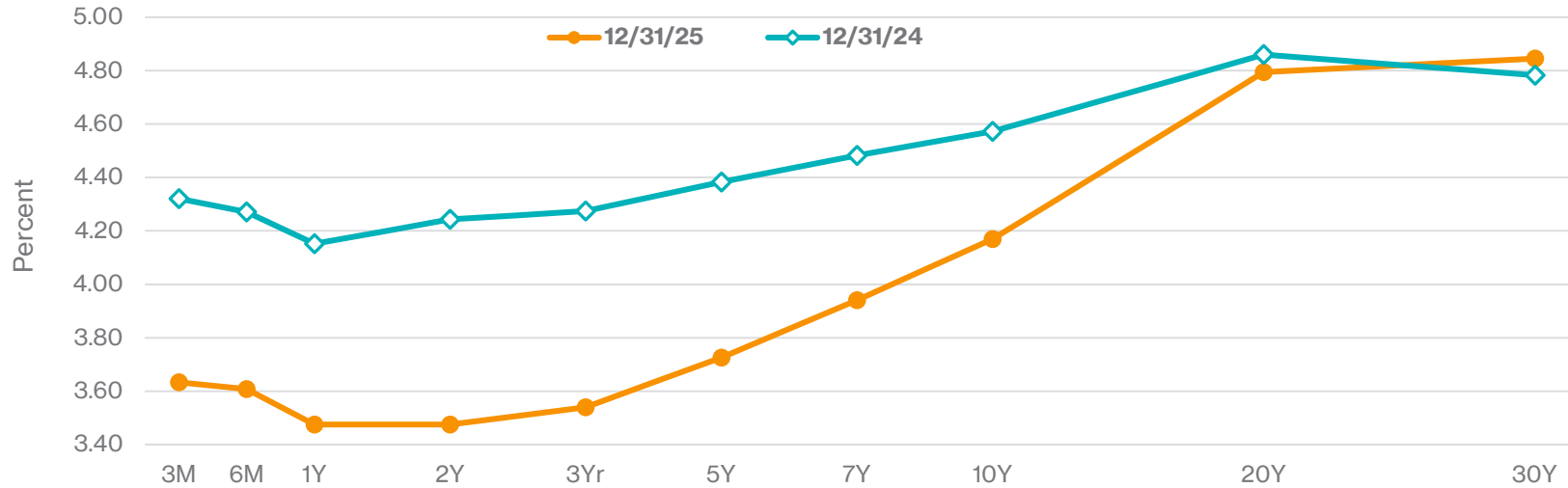
CPI YoY Percent



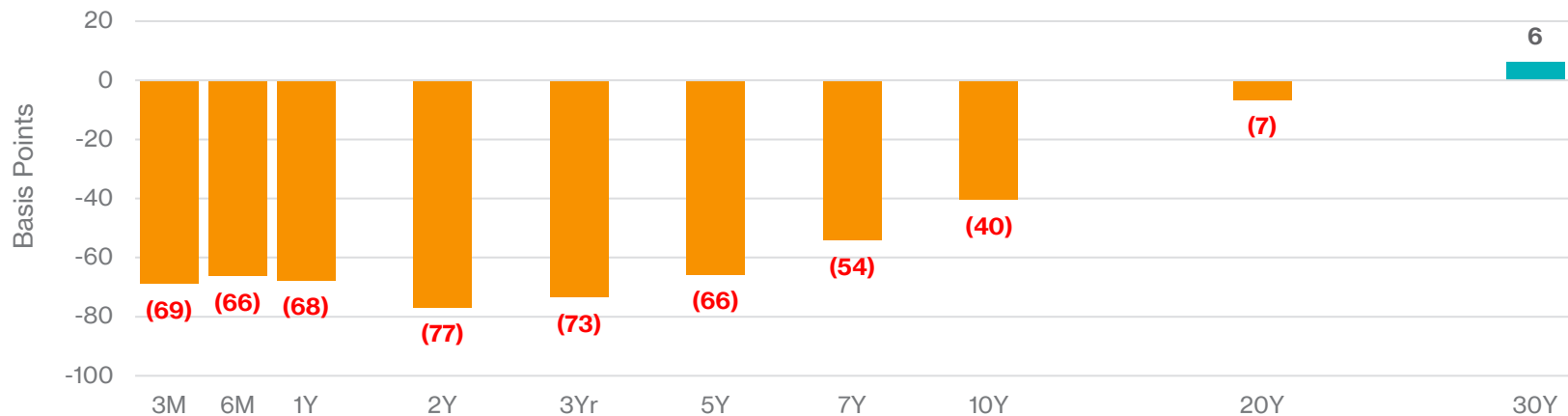
- Inflation remains above the Fed's 2% target on a year-over-year basis.
- Bloomberg's survey of economists predicts inflation will climb in the first part of 2026.

SOURCES: BLOOMBERG

U.S. Treasury Yield Curve Change



Basis Point Change



Contents

| | |
|---------------------------------------|----|
| Portfolio Summary | 6 |
| Position Statement | 7 |
| Transaction Statement | 12 |
| Income/Dividend Received | 13 |
| Contribution/Withdrawals and Expenses | 14 |
| Projected Income | 15 |

Portfolio Summary

3.69

Weighted Average Yield to Maturity

2.43

Weighted Average Maturity (Years)

2.25

Portfolio Effective Duration (Years)

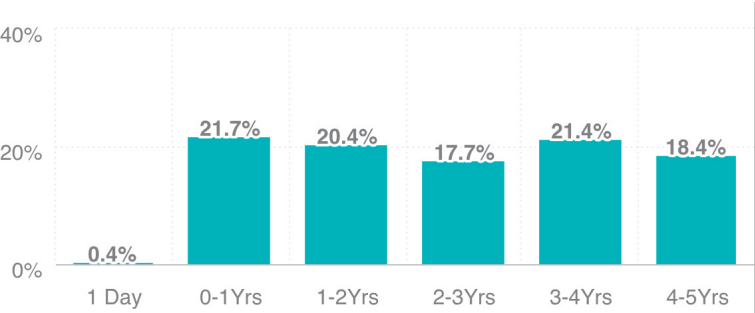
2.44

Weighted Average Life (Years)

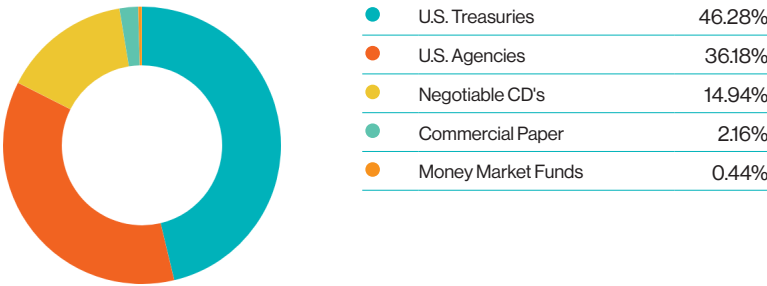
AA+

Average Credit Rating

Maturity Distribution



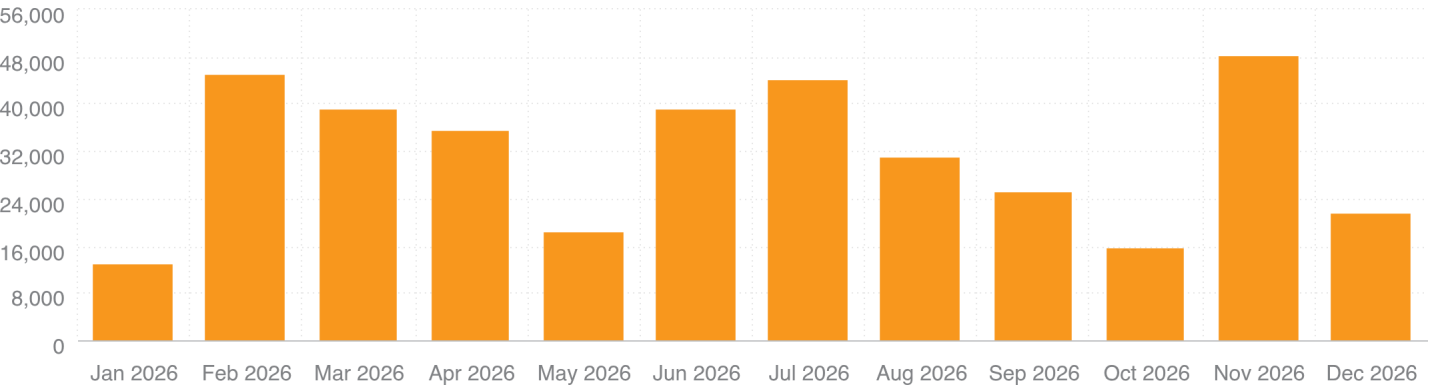
Sector Allocation



Custodial Reconciliation

| | CURRENT MONTH |
|---------------------------|---------------|
| Beginning | 11,145,591.73 |
| Contributions/Withdrawals | 0.00 |
| Management Fees | (876.16) |
| Custodian Fees | (70.90) |
| Realized Gains Losses | 3,449.92 |
| Purchased Interest | 0.00 |
| Interest Received | 37,210.06 |
| ENDING | 11,185,304.65 |

Projected Monthly Income Schedule





Position Statement

| CUSIP | DESCRIPTION | TRADE DATE SETTLE DATE | PAR VALUE | PRINCIPAL COST PURCHASED INTEREST | TOTAL COST | YIELD TO MATURITY | MATURITY DATE | DAYS TO MATURITY | MARKET PRICE MARKET VALUE | UNREALIZED GAIN/LOSS BOOK VALUE | % OF MV | MOODY'S S&P RATING |
|---------------------------------|-------------------------------|---------------------------|---------------------|---|---------------------|----------------------|------------------|---------------------|------------------------------|--|--------------|--------------------------|
| CRESTVIEW LSD | | | | | | | | | | | | |
| LGIP | | | | | | | | | | | | |
| 139999999 | STAR Ohio | 12/31/2025 12/31/2025 | 2,525,370.95 | 2,525,370.95 0.00 | 2,525,370.95 | 3.92 | | 1 | 1.00 2,525,370.95 | 0.00 2,525,370.95 | 18.17 | AAA |
| LGIP TOTAL | | | 2,525,370.95 | 2,525,370.95 0.00 | 2,525,370.95 | 3.92 | | 1 | 1.00 2,525,370.95 | 0.00 2,525,370.95 | 18.17 | AAA |
| MONEY MARKET FUNDS | | | | | | | | | | | | |
| 31846V567 | FIRST AMER:GVT OBLG;Z | 12/31/2025 12/31/2025 | 49,978.25 | 49,978.25 0.00 | 49,978.25 | 3.64 | | 1 | 1.00 49,978.25 | 0.00 49,978.25 | 0.36 | Aaa AAA |
| MONEY MARKET FUNDS TOTAL | | | 49,978.25 | 49,978.25 0.00 | 49,978.25 | 3.64 | | 1 | 1.00 49,978.25 | 0.00 49,978.25 | 0.36 | AAA |
| COMMERCIAL PAPER | | | | | | | | | | | | |
| 22533UFA6 | CREDIT AGR NY 06/10/26 | 12/15/2025 12/16/2025 | 250,000.00 | 245,318.89 0.00 | 245,318.89 | 3.90 | 06/10/2026 | 161 | 98.30 245,744.45 | 425.56 245,318.89 | 1.77 | P-1 A-1 |
| COMMERCIAL PAPER TOTAL | | | 250,000.00 | 245,318.89 0.00 | 245,318.89 | 3.90 | | 161 | 98.30 245,744.45 | 425.56 245,318.89 | 1.77 | A-1 |
| U.S. TREASURIES | | | | | | | | | | | | |
| 91282CBH3 | US TREASURY 0.375 01/31/26 | 01/14/2022 01/18/2022 | 150,000.00 | 143,619.14 0.00 | 143,619.14 | 1.46 | 01/31/2026 | 31 | 99.71 149,566.41 | 5,947.27 143,619.14 | 1.08 | Aa1 AA+ |
| 91282CGL9 | US TREASURY 4.000 02/15/26 | 05/16/2024 05/17/2024 | 140,000.00 | 138,009.38 0.00 | 138,009.38 | 4.86 | 02/15/2026 | 46 | 100.00 140,005.47 | 1,996.09 138,009.38 | 1.01 | Aa1 AA+ |
| 91282CCF6 | US TREASURY 0.750 05/31/26 | 06/14/2021 06/15/2021 | 200,000.00 | 199,773.44 0.00 | 199,773.44 | 0.77 | 05/31/2026 | 151 | 98.84 197,671.88 | (2,101.56) 199,773.44 | 1.42 | Aa1 AA+ |
| 912828Y95 | US TREASURY 1.875 07/31/26 | 06/27/2023 06/28/2023 | 200,000.00 | 185,695.31 0.00 | 185,695.31 | 4.37 | 07/31/2026 | 212 | 99.04 198,078.13 | 12,382.82 185,695.31 | 1.43 | Aa1 AA+ |
| 91282CCZ2 | US TREASURY 0.875 09/30/26 | 09/28/2021 09/30/2021 | 125,000.00 | 124,174.80 0.00 | 124,174.80 | 1.01 | 09/30/2026 | 273 | 98.02 122,529.30 | (1,645.50) 124,174.80 | 0.88 | Aa1 AA+ |
| 912828U24 | US TREASURY 2.000 11/15/26 | 07/29/2022 08/01/2022 | 150,000.00 | 145,406.25 0.00 | 145,406.25 | 2.76 | 11/15/2026 | 319 | 98.68 148,019.53 | 2,613.28 145,406.25 | 1.07 | Aa1 AA+ |
| 912828YX2 | US TREASURY 1.750 12/31/26 | 06/29/2023 06/30/2023 | 200,000.00 | 183,132.81 0.00 | 183,132.81 | 4.38 | 12/31/2026 | 365 | 98.27 196,531.25 | 13,398.44 183,132.81 | 1.41 | Aa1 AA+ |
| 91282CEF4 | US TREASURY 2.500 03/31/27 | 07/25/2022 07/26/2022 | 150,000.00 | 147,375.00 0.00 | 147,375.00 | 2.90 | 03/31/2027 | 455 | 98.77 148,154.30 | 779.30 147,375.00 | 1.07 | Aa1 AA+ |
| 91282CEN7 | US TREASURY 2.750 04/30/27 | 12/29/2022 12/30/2022 | 135,000.00 | 128,228.90 0.00 | 128,228.90 | 4.02 | 04/30/2027 | 485 | 99.02 133,681.64 | 5,452.74 128,228.90 | 0.96 | Aa1 AA+ |
| 912828X88 | US TREASURY 2.375 05/15/27 | 12/29/2022 12/30/2022 | 130,000.00 | 121,473.83 0.00 | 121,473.83 | 4.02 | 05/15/2027 | 500 | 98.48 128,024.61 | 6,550.78 121,473.83 | 0.92 | Aa1 AA+ |
| 91282CFB2 | US TREASURY 2.750 07/31/27 | 12/29/2022 12/30/2022 | 130,000.00 | 123,271.48 0.00 | 123,271.48 | 4.00 | 07/31/2027 | 577 | 98.87 128,532.42 | 5,260.94 123,271.48 | 0.92 | Aa1 AA+ |
| 91282CFU0 | US TREASURY 4.125 10/31/27 | 12/19/2022 12/20/2022 | 65,000.00 | 66,041.02 0.00 | 66,041.02 | 3.76 | 10/31/2027 | 669 | 101.11 65,721.09 | (319.93) 66,041.02 | 0.47 | Aa1 AA+ |



Position Statement

| CUSIP | DESCRIPTION | TRADE DATE SETTLE DATE | PAR VALUE | PRINCIPAL COST PURCHASED INTEREST | TOTAL COST | YIELD TO MATURITY | MATURITY DATE | DAYS TO MATURITY | MARKET PRICE MARKET VALUE | UNREALIZED GAIN/LOSS BOOK VALUE | % OF MV | MOODY'S S&P RATING |
|-----------|-------------------------------|---------------------------|------------|---|------------|----------------------|------------------|---------------------|------------------------------|---------------------------------------|------------|--------------------------|
| 91282CFZ9 | US TREASURY 3.875 11/30/27 | 12/16/2022 12/19/2022 | 145,000.00 | 146,625.59 0.00 | 146,625.59 | 3.63 | 11/30/2027 | 699 | 100.71 146,030.86 | (594.73) 146,625.59 | 1.05 | Aa1 AA+ |
| 91282CGH8 | US TREASURY 3.500 01/31/28 | 09/06/2024 09/09/2024 | 20,000.00 | 19,985.94 0.00 | 19,985.94 | 3.52 | 01/31/2028 | 761 | 100.02 20,003.13 | 1719 19,985.94 | 0.14 | Aa1 AA+ |
| 91282CGH8 | US TREASURY 3.500 01/31/28 | 06/29/2023 06/30/2023 | 200,000.00 | 194,203.13 0.00 | 194,203.13 | 4.20 | 01/31/2028 | 761 | 100.02 200,031.25 | 5,828.12 194,203.13 | 1.44 | Aa1 AA+ |
| 91282CGP0 | US TREASURY 4.000 02/29/28 | 07/14/2023 07/17/2023 | 30,000.00 | 29,900.39 0.00 | 29,900.39 | 4.08 | 02/29/2028 | 790 | 101.04 30,311.72 | 411.33 29,900.39 | 0.22 | Aa1 AA+ |
| 91282CGP0 | US TREASURY 4.000 02/29/28 | 03/06/2023 03/07/2023 | 120,000.00 | 118,607.81 0.00 | 118,607.81 | 4.26 | 02/29/2028 | 790 | 101.04 121,246.88 | 2,639.07 118,607.81 | 0.87 | Aa1 AA+ |
| 91282CHA2 | US TREASURY 3.500 04/30/28 | 09/06/2024 09/09/2024 | 50,000.00 | 49,982.42 0.00 | 49,982.42 | 3.51 | 04/30/2028 | 851 | 99.98 49,992.19 | 9.77 49,982.42 | 0.36 | Aa1 AA+ |
| 91282CHA2 | US TREASURY 3.500 04/30/28 | 05/19/2023 05/22/2023 | 150,000.00 | 148,728.51 0.00 | 148,728.51 | 3.69 | 04/30/2028 | 851 | 99.98 149,976.56 | 1,248.05 148,728.51 | 1.08 | Aa1 AA+ |
| 91282CHQ7 | US TREASURY 4.125 07/31/28 | 02/27/2024 02/28/2024 | 120,000.00 | 118,828.13 0.00 | 118,828.13 | 4.37 | 07/31/2028 | 943 | 101.49 121,790.63 | 2,962.50 118,828.13 | 0.88 | Aa1 AA+ |
| 9128284V9 | US TREASURY 2.875 08/15/28 | 10/06/2023 10/10/2023 | 125,000.00 | 114,746.09 0.00 | 114,746.09 | 4.79 | 08/15/2028 | 958 | 98.40 122,998.05 | 8,251.96 114,746.09 | 0.89 | Aa1 AA+ |
| 91282CHX2 | US TREASURY 4.375 08/31/28 | 04/12/2024 04/15/2024 | 60,000.00 | 59,503.13 0.00 | 59,503.13 | 4.58 | 08/31/2028 | 974 | 102.12 61,270.31 | 1,767.18 59,503.13 | 0.44 | Aa1 AA+ |
| 91282CJA0 | US TREASURY 4.625 09/30/28 | 06/26/2024 06/27/2024 | 30,000.00 | 30,273.05 0.00 | 30,273.05 | 4.39 | 09/30/2028 | 1,004 | 102.83 30,848.44 | 575.39 30,273.05 | 0.22 | Aa1 AA+ |
| 91282CDF5 | US TREASURY 1.375 10/31/28 | 07/03/2024 07/05/2024 | 60,000.00 | 52,996.88 0.00 | 52,996.88 | 4.37 | 10/31/2028 | 1,035 | 94.21 56,526.56 | 3,529.68 52,996.88 | 0.41 | Aa1 AA+ |
| 91282CJN2 | US TREASURY 4.375 11/30/28 | 12/13/2023 12/14/2023 | 160,000.00 | 161,418.75 0.00 | 161,418.75 | 4.17 | 11/30/2028 | 1,065 | 102.27 163,625.00 | 2,206.25 161,418.75 | 1.18 | Aa1 AA+ |
| 91282CJR3 | US TREASURY 3.750 12/31/28 | 01/16/2024 01/17/2024 | 100,000.00 | 99,113.28 0.00 | 99,113.28 | 3.95 | 12/31/2028 | 1,096 | 100.57 100,570.31 | 1,457.03 99,113.28 | 0.72 | Aa1 AA+ |
| 91282CJW2 | US TREASURY 4.000 01/31/29 | 02/16/2024 02/20/2024 | 145,000.00 | 143,147.85 0.00 | 143,147.85 | 4.29 | 01/31/2029 | 1,127 | 101.28 146,857.81 | 3,709.96 143,147.85 | 1.06 | Aa1 AA+ |
| 91282CEM9 | US TREASURY 2.875 04/30/29 | 06/30/2025 07/01/2025 | 100,000.00 | 96,945.31 0.00 | 96,945.31 | 3.74 | 04/30/2029 | 1,216 | 97.79 97,789.06 | 843.75 96,945.31 | 0.70 | Aa1 AA+ |
| 91282CLC3 | US TREASURY 4.000 07/31/29 | 06/30/2025 07/01/2025 | 100,000.00 | 100,941.41 0.00 | 100,941.41 | 3.75 | 07/31/2029 | 1,308 | 101.30 101,304.69 | 363.28 100,941.41 | 0.73 | Aa1 AA+ |
| 91282CLK5 | US TREASURY 3.625 08/31/29 | 08/29/2024 09/03/2024 | 180,000.00 | 179,676.56 0.00 | 179,676.56 | 3.66 | 08/31/2029 | 1,339 | 100.00 180,000.00 | 323.44 179,676.56 | 1.30 | Aa1 AA+ |
| 91282CLR0 | US TREASURY 4.125 10/31/29 | 10/29/2024 10/31/2024 | 165,000.00 | 164,774.41 0.00 | 164,774.41 | 4.16 | 10/31/2029 | 1,400 | 101.72 167,835.94 | 3,061.53 164,774.41 | 1.21 | Aa1 AA+ |
| 91282CMA6 | US TREASURY 4.125 11/30/29 | 11/27/2024 12/02/2024 | 180,000.00 | 179,943.75 0.00 | 179,943.75 | 4.13 | 11/30/2029 | 1,430 | 101.73 183,121.88 | 3,178.13 179,943.75 | 1.32 | Aa1 AA+ |
| 91282CMG3 | US TREASURY 4.250 01/31/30 | 01/28/2025 01/31/2025 | 170,000.00 | 169,183.20 0.00 | 169,183.20 | 4.36 | 01/31/2030 | 1,492 | 102.23 173,798.44 | 4,615.24 169,183.20 | 1.25 | Aa1 AA+ |
| 91282CGQ8 | US TREASURY 4.000 02/28/30 | 02/27/2025 02/28/2025 | 170,000.00 | 169,103.52 0.00 | 169,103.52 | 4.12 | 02/28/2030 | 1,520 | 101.28 172,178.13 | 3,074.61 169,103.52 | 1.24 | Aa1 AA+ |
| 91282CGS4 | US TREASURY 3.625 03/31/30 | 06/30/2025 07/01/2025 | 100,000.00 | 99,265.62 0.00 | 99,265.62 | 3.79 | 03/31/2030 | 1,551 | 99.82 99,820.31 | 554.69 99,265.62 | 0.72 | Aa1 AA+ |



Position Statement

| CUSIP | DESCRIPTION | TRADE DATE SETTLE DATE | PAR VALUE | PRINCIPAL COST PURCHASED INTEREST | TOTAL COST | YIELD TO MATURITY | MATURITY DATE | DAYS TO MATURITY | MARKET PRICE MARKET VALUE | UNREALIZED GAIN/LOSS BOOK VALUE | % OF MV | MOODY'S S&P RATING |
|----------------------------------|--|---------------------------|---------------------|---|---------------------|----------------------|------------------|---------------------|--------------------------------|---------------------------------------|--------------|--------------------------|
| 91282CMU2 | US TREASURY 4.000 03/31/30 | 05/29/2025 05/30/2025 | 130,000.00 | 130,000.00 0.00 | 130,000.00 | 4.00 | 03/31/2030 | 1,551 | 101.29 131,675.78 | 1,675.78 130,000.00 | 0.95 | Aa1 AA+ |
| 91282CHR5 | US TREASURY 4.000 07/31/30 | 08/25/2025 08/26/2025 | 250,000.00 | 252,197.27 706.53 | 252,903.80 | 3.80 | 07/31/2030 | 1,673 | 101.28 253,203.13 | 1,005.86 252,197.27 | 1.82 | Aa1 AA+ |
| 91282CPA3 | US TREASURY 3.625 09/30/30 | 09/25/2025 09/30/2025 | 200,000.00 | 198,710.94 0.00 | 198,710.94 | 3.77 | 09/30/2030 | 1,734 | 99.63 199,265.63 | 554.69 198,710.94 | 1.43 | Aa1 AA+ |
| 91282CPD7 | US TREASURY 3.625 10/31/30 | 11/10/2025 11/12/2025 | 225,000.00 | 224,103.52 270.37 | 224,373.89 | 3.71 | 10/31/2030 | 1,765 | 99.60 224,103.52 | (0.00) 224,103.52 | 1.61 | Aa1 AA+ |
| U.S. TREASURIES TOTAL | | | 5,260,000.00 | 5,159,107.82 976.90 | 5,160,084.72 | 3.73 | | 945 | 100.07 5,262,692.20 | 103,584.38 5,159,107.82 | 37.87 | AA+ |
| U.S. AGENCIES | | | | | | | | | | | | |
| 3133EMUK6 | FED FARM CR BNKS 1.050 03/25/26 '25 | 03/18/2021 03/25/2021 | 140,000.00 | 140,000.00 0.00 | 140,000.00 | 1.05 | 03/25/2026 | 84 | 99.39 139,139.00 | (861.00) 140,000.00 | 1.00 | Aa1 AA+ |
| 3133ERHT1 | FED FARM CR BNKS 4.750 04/24/26 | 07/03/2024 07/05/2024 | 160,000.00 | 159,828.80 0.00 | 159,828.80 | 4.82 | 04/24/2026 | 114 | 100.34 160,537.60 | 708.80 159,828.80 | 1.16 | Aa1 AA+ |
| 3133EMZB1 | FED FARM CR BNKS 0.960 05/13/26 '25 | 05/13/2021 05/14/2021 | 110,000.00 | 109,780.00 0.00 | 109,780.00 | 1.00 | 05/13/2026 | 133 | 98.99 108,890.10 | (889.90) 109,780.00 | 0.78 | Aa1 AA+ |
| 3133EMH21 | FED FARM CR BNKS 0.900 06/15/26 '25 | 06/14/2021 06/15/2021 | 200,000.00 | 200,000.00 0.00 | 200,000.00 | 0.90 | 06/15/2026 | 166 | 98.66 197,310.00 | (2,690.00) 200,000.00 | 1.42 | Aa1 AA+ |
| 3130AN2Q2 | FHLBANKS 1.000 06/30/26 '25 | 06/25/2021 06/30/2021 | 250,000.00 | 250,000.00 0.00 | 250,000.00 | 1.00 | 06/30/2026 | 181 | 98.58 246,457.50 | (3,542.50) 250,000.00 | 1.77 | Aa1 AA+ |
| 3130APB87 | FHLBANKS 1.100 10/13/26 '25 | 10/14/2021 10/15/2021 | 100,000.00 | 99,730.00 0.00 | 99,730.00 | 1.16 | 10/13/2026 | 286 | 97.89 97,885.00 | (1,845.00) 99,730.00 | 0.70 | Aa1 AA+ |
| 3130AQJ87 | FHLBANKS 1.600 01/19/27 '25 | 07/25/2022 07/26/2022 | 150,000.00 | 140,393.25 0.00 | 140,393.25 | 3.14 | 01/19/2027 | 384 | 97.72 146,584.50 | 6,191.25 140,393.25 | 1.05 | Aa1 AA+ |
| 3130ALED2 | FHLBANKS 1.020 02/24/27 '25 | 07/25/2022 07/26/2022 | 150,000.00 | 136,206.00 0.00 | 136,206.00 | 3.20 | 02/24/2027 | 420 | 97.14 145,713.00 | 9,507.00 136,206.00 | 1.05 | WR AA+ |
| 3133ENTS9 | FED FARM CR BNKS 2.600 04/05/27 | 04/04/2022 04/05/2022 | 100,000.00 | 99,719.00 0.00 | 99,719.00 | 2.66 | 04/05/2027 | 460 | 98.79 98,787.00 | (932.00) 99,719.00 | 0.71 | Aa1 AA+ |
| 3133EMKZ4 | FED FARM CR BNKS 0.790 06/21/27 '25 | 09/22/2022 09/23/2022 | 120,000.00 | 102,387.60 0.00 | 102,387.60 | 4.24 | 06/21/2027 | 537 | 95.84 115,006.80 | 12,619.20 102,387.60 | 0.83 | Aa1 AA+ |
| 3134GWEJ1 | FREDDIE MAC 0.950 07/30/27 '26 MTN | 07/28/2022 08/01/2022 | 115,000.00 | 104,207.25 0.00 | 104,207.25 | 2.99 | 07/30/2027 | 576 | 95.70 110,050.40 | 5,843.15 104,207.25 | 0.79 | Aa1 AA+ |
| 3133ENL99 | FED FARM CR BNKS 3.375 09/15/27 | 10/21/2022 10/24/2022 | 135,000.00 | 128,776.50 0.00 | 128,776.50 | 4.43 | 09/15/2027 | 623 | 99.76 134,681.40 | 5,904.90 128,776.50 | 0.97 | Aa1 AA+ |
| 3133EMQ70 | FED FARM CR BNKS 1.150 10/14/27 '25 | 03/31/2023 03/31/2023 | 130,000.00 | 114,285.60 0.00 | 114,285.60 | 4.10 | 10/14/2027 | 652 | 95.72 124,433.40 | 10,147.80 114,285.60 | 0.90 | Aa1 AA+ |
| 742651DZ2 | PEFCO 3.900 10/15/27 | 04/27/2023 05/03/2023 | 40,000.00 | 40,064.00 0.00 | 40,064.00 | 3.86 | 10/15/2027 | 653 | 100.09 40,037.60 | (26.40) 40,064.00 | 0.29 | Aa1 NA |
| 742651DZ2 | PEFCO 3.900 10/15/27 | 04/28/2023 05/03/2023 | 35,000.00 | 34,944.00 0.00 | 34,944.00 | 3.94 | 10/15/2027 | 653 | 100.09 35,032.90 | 88.90 34,944.00 | 0.25 | Aa1 NA |
| 3133EN4S6 | FEDERAL FARM 3.750 12/22/27 | 12/16/2022 12/22/2022 | 145,000.00 | 145,126.15 0.00 | 145,126.15 | 3.73 | 12/22/2027 | 721 | 100.36 145,523.45 | 397.30 145,126.15 | 1.05 | Aa1 AA+ |
| 3133EPDP7 | FED FARM CR BNKS 3.625 03/21/28 | 03/30/2023 03/31/2023 | 130,000.00 | 128,373.70 0.00 | 128,373.70 | 3.90 | 03/21/2028 | 811 | 100.10 130,124.80 | 1,751.10 128,373.70 | 0.94 | Aa1 AA+ |



Position Statement

| CUSIP | DESCRIPTION | TRADE DATE SETTLE DATE | PAR VALUE | PRINCIPAL COST PURCHASED INTEREST | TOTAL COST | YIELD TO MATURITY | MATURITY DATE | DAYS TO MATURITY | MARKET PRICE MARKET VALUE | UNREALIZED GAIN/LOSS BOOK VALUE | % OF MV | MOODY'S S&P RATING |
|--------------------------------|--|---------------------------|---------------------|---|---------------------|----------------------|------------------|---------------------|-------------------------------|--|--------------|--------------------------|
| 3133EPNH4 | FED FARM CR BNKS 3.875 06/21/28 | 06/15/2023 06/21/2023 | 150,000.00 | 149,332.50 0.00 | 149,332.50 | 3.97 | 06/21/2028 | 903 | 100.72 151,075.50 | 1,743.00 149,332.50 | 1.09 | Aa1 AA+ |
| 31422X7K2 | FARMER MAC 4.700 09/27/28 MTN | 09/27/2023 10/02/2023 | 145,000.00 | 144,369.25 0.00 | 144,369.25 | 4.80 | 09/27/2028 | 1,001 | 102.82 149,083.20 | 4,713.95 144,369.25 | 1.07 | NA NA |
| 3133EJ2D0 | FED FARM CR BNKS 3.430 12/06/28 | 04/08/2024 04/10/2024 | 60,000.00 | 57,342.60 0.00 | 57,342.60 | 4.49 | 12/06/2028 | 1,071 | 99.48 59,690.40 | 2,347.80 57,342.60 | 0.43 | Aa1 AA+ |
| 3133EP4A0 | FED FARM CR BNKS 4.250 02/28/29 | 02/23/2024 02/28/2024 | 150,000.00 | 149,610.00 0.00 | 149,610.00 | 4.29 | 02/28/2029 | 1,155 | 101.88 152,820.00 | 3,210.00 149,610.00 | 1.10 | Aa1 AA+ |
| 3133ERAK7 | FED FARM CR BNKS 4.375 04/10/29 | 04/05/2024 04/10/2024 | 180,000.00 | 179,590.14 0.00 | 179,590.14 | 4.43 | 04/10/2029 | 1,196 | 102.19 183,943.80 | 4,353.66 179,590.14 | 1.32 | Aa1 AA+ |
| 3133EMC67 | FED FARM CR BNKS 1.580 06/01/29 '25 | 06/30/2025 07/01/2025 | 100,000.00 | 91,804.00 0.00 | 91,804.00 | 3.85 | 06/01/2029 | 1,248 | 92.98 92,982.00 | 1,178.00 91,804.00 | 0.67 | Aa1 AA+ |
| 3133EMN65 | FED FARM CR BNKS 1.610 07/06/29 '25 | 07/05/2024 07/08/2024 | 130,000.00 | 113,750.00 0.00 | 113,750.00 | 4.43 | 07/06/2029 | 1,283 | 92.78 120,619.20 | 6,869.20 113,750.00 | 0.87 | Aa1 AA+ |
| 3130ATUT2 | FHLBANKS 4.500 12/14/29 | 12/18/2024 12/19/2024 | 180,000.00 | 180,565.20 0.00 | 180,565.20 | 4.43 | 12/14/2029 | 1,444 | 102.84 185,117.40 | 4,552.20 180,565.20 | 1.33 | Aa1 AA+ |
| 3133ETBF3 | FED FARM CR BNKS 4.000 04/01/30 | 03/25/2025 04/01/2025 | 200,000.00 | 199,096.00 0.00 | 199,096.00 | 4.10 | 04/01/2030 | 1,552 | 101.04 202,086.00 | 2,990.00 199,096.00 | 1.45 | Aa1 AA+ |
| 3133ETFA0 | FED FARM CR BNKS 4.000 05/01/30 | 04/29/2025 05/01/2025 | 235,000.00 | 236,889.40 0.00 | 236,889.40 | 3.82 | 05/01/2030 | 1,582 | 100.99 237,328.85 | 439.45 236,889.40 | 1.71 | Aa1 AA+ |
| 3133ETKQ9 | FED FARM CR BNKS 4.000 06/10/30 | 06/23/2025 06/24/2025 | 200,000.00 | 200,370.00 0.00 | 200,370.00 | 3.96 | 06/10/2030 | 1,622 | 101.04 202,082.00 | 1,712.00 200,370.00 | 1.45 | Aa1 AA+ |
| 880591FE7 | TVA 3.875 08/01/30 | 10/24/2025 10/27/2025 | 200,000.00 | 201,900.00 1,700.70 | 203,600.70 | 3.65 | 08/01/2030 | 1,674 | 100.39 200,778.00 | (1,122.00) 201,900.00 | 1.44 | Aa1 AA+ |
| U.S. AGENCIES TOTAL | | | 4,140,000.00 | 4,038,440.94 1,700.70 | 4,040,141.64 | 3.42 | | 851 | 99.43 4,113,800.80 | 75,359.86 4,038,440.94 | 29.60 | AA+ |
| NEGOTIABLE CD'S | | | | | | | | | | | | |
| 07371DEV5 | BEAL BNK US 3.200 08/12/26 | 08/04/2022 08/17/2022 | 115,000.00 | 114,568.75 0.00 | 114,568.75 | 3.30 | 08/12/2026 | 224 | 99.72 114,682.60 | 113.85 114,568.75 | 0.83 | NA NA |
| 15118RC39 | CELTIC BANK 3.850 02/10/27 | 01/20/2023 02/10/2023 | 100,000.00 | 99,675.00 0.00 | 99,675.00 | 3.94 | 02/10/2027 | 406 | 99.05 99,046.11 | (628.89) 99,675.00 | 0.71 | NA NA |
| 87164YP81 | SYNCHRONY BANK 3.500 08/05/27 | 07/29/2022 08/05/2022 | 245,000.00 | 243,775.00 0.00 | 243,775.00 | 3.61 | 08/05/2027 | 582 | 99.93 244,826.05 | 1,051.05 243,775.00 | 1.76 | NA NA |
| 856285Q95 | STATE BANK NY 3.450 08/16/27 | 08/09/2022 08/16/2022 | 125,000.00 | 124,375.00 0.00 | 124,375.00 | 3.56 | 08/16/2027 | 593 | 99.91 124,883.75 | 508.75 124,375.00 | 0.90 | NA NA |
| 12547CBN7 | CIBC BANK 4.500 05/25/28 | 05/19/2023 05/25/2023 | 150,000.00 | 149,362.50 0.00 | 149,362.50 | 4.60 | 05/25/2028 | 876 | 102.11 153,169.50 | 3,807.00 149,362.50 | 1.10 | NA NA |
| 37312PDG1 | GEORGIA BANKING 4.800 10/17/28 | 10/04/2023 10/17/2023 | 145,000.00 | 144,347.50 0.00 | 144,347.50 | 4.90 | 10/17/2028 | 1,021 | 99.75 144,635.71 | 288.21 144,347.50 | 1.04 | NA NA |
| 146102AP3 | CARTER BANK & TR 4.300 03/20/29 | 03/11/2024 03/20/2024 | 200,000.00 | 199,100.00 0.00 | 199,100.00 | 4.40 | 03/20/2029 | 1,175 | 99.71 199,421.36 | 321.36 199,100.00 | 1.44 | NA NA |
| 89235MPN5 | TOYOTA FINL SVGS 4.600 05/24/29 | 05/15/2024 05/24/2024 | 190,000.00 | 189,145.00 0.00 | 189,145.00 | 4.70 | 05/24/2029 | 1,240 | 99.69 189,419.85 | 274.85 189,145.00 | 1.36 | NA NA |
| 91139LAS5 | URSB 4.600 06/13/29 | 06/04/2024 06/17/2024 | 190,000.00 | 189,145.00 0.00 | 189,145.00 | 4.70 | 06/13/2029 | 1,260 | 99.69 189,409.20 | 264.20 189,145.00 | 1.36 | NA NA |

Position Statement

| CUSIP | DESCRIPTION | TRADE DATE SETTLE DATE | PAR VALUE | PRINCIPAL COST PURCHASED INTEREST | TOTAL COST | YIELD TO MATURITY | MATURITY DATE | DAYS TO MATURITY | MARKET PRICE MARKET VALUE | UNREALIZED GAIN/LOSS BOOK VALUE | % OF MV | MOODY'S S&P RATING |
|--------------------------|---------------------------------|---------------------------|---------------|---|---------------|----------------------|------------------|---------------------|------------------------------|--|------------|--------------------------|
| 29367RNE2 | ENTERPRISE BK 4.400 07/10/29 | 06/20/2024 07/10/2024 | 60,000.00 | 59,775.00 0.00 | 59,775.00 | 4.48 | 07/10/2029 | 1,287 | 99.74 59,841.54 | 66.54 59,775.00 | 0.43 | NA NA |
| 40219MAX2 | GULF CAPITAL 3.800 09/27/29 | 09/13/2024 09/27/2024 | 180,000.00 | 179,190.00 0.00 | 179,190.00 | 3.90 | 09/27/2029 | 1,366 | 99.66 179,394.50 | 204.50 179,190.00 | 1.29 | NA NA |
| NEGOTIABLE CD'S TOTAL | | | 1,700,000.00 | 1,692,458.75 0.00 | 1,692,458.75 | 4.20 | | 938 | 99.93 1,698,730.17 | 6,271.42 1,692,458.75 | 12.22 | NA |
| CRESTVIEW LSD TOTAL | | | 13,925,349.20 | 13,710,675.60 2,677.60 | 13,713,353.20 | 3.73 | | 728 | 13,896,316.81 | 185,641.21 13,710,675.60 | 100.00 | AA+ |
| GRAND TOTAL | | | 13,925,349.20 | 13,710,675.60 2,677.60 | 13,713,353.20 | 3.73 | | 728 | 13,896,316.81 | 185,641.21 13,710,675.60 | 100.00 | AA+ |

Transaction Statement

| CRESTVIEW LSD | | | | | | | | | |
|----------------|------------|-------------|-----------|---|--------------|----------------|--------------------|--------------|------------------------|
| | TRADE DATE | SETTLE DATE | CUSIP | DESCRIPTION | PAR VALUE | PRINCIPAL COST | PURCHASED INTEREST | TOTAL | PURCHASE YIELD |
| BUY | | | | | | | | | |
| | 12/15/2025 | 12/16/2025 | 22533UFA6 | CREDIT AGR NY 06/10/26 | 250,000.00 | 245,318.89 | 0.00 | (245,318.89) | 3.90 |
| BUY TOTAL | | | | | 250,000.00 | 245,318.89 | 0.00 | (245,318.89) | 3.90 |
| | | | | | | | | | |
| | TRADE DATE | SETTLE DATE | CUSIP | DESCRIPTION | PAR VALUE | BOOK VALUE | | TOTAL | NET REALIZED GAIN/LOSS |
| MATURITY | | | | | | | | | |
| | 12/10/2025 | 12/10/2025 | 3133EJ2C2 | FEDERAL FARM CREDIT BANKS FUNDING CORP 3.22 12/10/2025 | (135,000.00) | 131,550.08 | | 135,000.00 | 3,449.92 |
| MATURITY TOTAL | | | | | (135,000.00) | 131,550.08 | | 135,000.00 | 3,449.92 |



Income/Dividend Received

| IDENTIFIER | DESCRIPTION | PAYMENT DATE | POST DATE | INTEREST/DIVIDENDS RECEIVED |
|--------------------------|--|--------------|------------|-----------------------------|
| STAR OHIO | | | | |
| 139999999 | STAR Ohio | 12/31/2025 | 12/31/2025 | 8,473.13 |
| STAR OHIO - TOTAL | | | | 8,473.13 |
| IDENTIFIER | DESCRIPTION | PAYMENT DATE | POST DATE | INTEREST/DIVIDENDS RECEIVED |
| US BANK | | | | |
| 31846V567 | FIRST AMER:GVT OBLG;Z | 11/30/2025 | 12/01/2025 | 563.04 |
| 91282CFZ9 | US TREASURY 3.875 11/30/27 | 11/30/2025 | 12/01/2025 | 2,809.38 |
| 91282CJN2 | US TREASURY 4.375 11/30/28 | 11/30/2025 | 12/01/2025 | 3,500.00 |
| 3133EMC67 | FED FARM CR BNKS 1.580 06/01/29 '25 | 12/01/2025 | 12/01/2025 | 790.00 |
| 91282CCF6 | US TREASURY 0.750 05/31/26 | 11/30/2025 | 12/01/2025 | 750.00 |
| 91282CMA6 | US TREASURY 4.125 11/30/29 | 11/30/2025 | 12/01/2025 | 3,712.50 |
| 3133EJ2D0 | FED FARM CR BNKS 3.430 12/06/28 | 12/06/2025 | 12/08/2025 | 1,029.00 |
| 29367RNE2 | ENTERPRISE BK 4.400 07/10/29 | 12/10/2025 | 12/10/2025 | 216.99 |
| 3133ETKQ9 | FED FARM CR BNKS 4.000 06/10/30 | 12/10/2025 | 12/10/2025 | 4,000.00 |
| 15118RC39 | CELTIC BANK 3.850 02/10/27 | 12/10/2025 | 12/10/2025 | 316.44 |
| 3133EJ2C2 | FEDERAL FARM CREDIT BANKS FUNDING CORP 3.22 12/10/2025 | 12/10/2025 | 12/10/2025 | 2,173.50 |
| 3130ATUT2 | FHLBANKS 4.500 12/14/29 | 12/14/2025 | 12/15/2025 | 4,050.00 |
| 91139LAS5 | URSB 4.600 06/13/29 | 12/13/2025 | 12/15/2025 | 718.36 |
| 3133EMH21 | FED FARM CR BNKS 0.900 06/15/26 '25 | 12/15/2025 | 12/15/2025 | 900.00 |
| 3133EN4S6 | FEDERAL FARM 3.750 12/22/27 | 12/22/2025 | 12/22/2025 | 2,718.75 |
| 3133EPNH4 | FED FARM CR BNKS 3.875 06/21/28 | 12/21/2025 | 12/22/2025 | 2,906.25 |
| 146102AP3 | CARTER BANK & TR 4.300 03/20/29 | 12/20/2025 | 12/22/2025 | 706.85 |
| 3133EMKZ4 | FED FARM CR BNKS 0.790 06/21/27 '25 | 12/21/2025 | 12/22/2025 | 474.00 |
| 3130AN2Q2 | FHLBANKS 1.000 06/30/26 '25 | 12/30/2025 | 12/30/2025 | 1,250.00 |
| 91282CJR3 | US TREASURY 3.750 12/31/28 | 12/31/2025 | 12/31/2025 | 1,875.00 |
| 912828YX2 | US TREASURY 1.750 12/31/26 | 12/31/2025 | 12/31/2025 | 1,750.00 |
| US BANK - TOTAL | | | | 37,210.06 |
| TOTAL | | | | 45,683.19 |

Contribution/Withdrawals and Expenses

| | POST DATE | PAR VALUE | TOTAL |
|----------------------|------------|-----------|----------|
| CRESTVIEW LSD | | | |
| CUSTODY FEE | | | |
| | 12/24/2025 | (70.90) | (70.90) |
| CUSTODY FEE TOTAL | | (70.90) | (70.90) |
| MANAGEMENT FEE | | | |
| | 12/18/2025 | (876.16) | (876.16) |
| MANAGEMENT FEE TOTAL | | (876.16) | (876.16) |

Projected Income

For the Period January 01, 2026 to December 31, 2026

| CUSIP | DESCRIPTION | POST DATE | AMOUNT |
|-----------------------|-------------------------------------|------------|------------------|
| 3133EMN65 | FED FARM CR BNKS 1.610 07/06/29 '25 | 01/06/2026 | 1,046.50 |
| 15118RC39 | CELTIC BANK 3.850 02/10/27 | 01/12/2026 | 326.99 |
| 29367RNE2 | ENTERPRISE BK 4.400 07/10/29 | 01/12/2026 | 224.22 |
| 91139LAS5 | URSB 4.600 06/13/29 | 01/13/2026 | 742.30 |
| 3130AQJ87 | FHLBANKS 1.600 01/19/27 '25 | 01/20/2026 | 1,200.00 |
| 37312PDG1 | GEORGIA BANKING 4.800 10/17/28 | 01/20/2026 | 1,754.30 |
| 146102AP3 | CARTER BANK & TR 4.300 03/20/29 | 01/20/2026 | 730.41 |
| 3134GWEJ1 | FREDDIE MAC 0.950 07/30/27 '26 MTN | 01/30/2026 | 546.25 |
| 91282CBH3 | US TREASURY 0.375 01/31/26 | 01/31/2026 | 6,380.86 |
| JAN 2026 TOTAL | | | 12,951.83 |
| 91282CFB2 | US TREASURY 2.750 07/31/27 | 02/02/2026 | 1,787.50 |
| 880591FE7 | TVA 3.875 08/01/30 | 02/02/2026 | 3,724.31 |
| 91282CHR5 | US TREASURY 4.000 07/31/30 | 02/02/2026 | 5,000.00 |
| 91282CBH3 | US TREASURY 0.375 01/31/26 | 02/02/2026 | 281.25 |
| 91282CHQ7 | US TREASURY 4.125 07/31/28 | 02/02/2026 | 2,475.00 |
| 91282CMG3 | US TREASURY 4.250 01/31/30 | 02/02/2026 | 3,612.50 |
| 91282CLC3 | US TREASURY 4.000 07/31/29 | 02/02/2026 | 2,000.00 |
| 91282CJW2 | US TREASURY 4.000 01/31/29 | 02/02/2026 | 2,900.00 |
| 912828Y95 | US TREASURY 1.875 07/31/26 | 02/02/2026 | 1,875.00 |
| 91282CGH8 | US TREASURY 3.500 01/31/28 | 02/02/2026 | 3,850.00 |
| 87164YP81 | SYNCHRONY BANK 3.500 08/05/27 | 02/05/2026 | 4,322.74 |
| 29367RNE2 | ENTERPRISE BK 4.400 07/10/29 | 02/10/2026 | 224.22 |
| 15118RC39 | CELTIC BANK 3.850 02/10/27 | 02/10/2026 | 326.99 |
| 91139LAS5 | URSB 4.600 06/13/29 | 02/13/2026 | 742.30 |
| 91282CGL9 | US TREASURY 4.000 02/15/26 | 02/15/2026 | 1,990.62 |
| 91282CGL9 | US TREASURY 4.000 02/15/26 | 02/17/2026 | 2,800.00 |
| 9128284V9 | US TREASURY 2.875 08/15/28 | 02/17/2026 | 1,796.88 |
| 07371DEV5 | BEAL BNK US 3.200 08/12/26 | 02/17/2026 | 1,855.12 |

Projected Income

For the Period January 01, 2026 to December 31, 2026

| CUSIP | DESCRIPTION | POST DATE | AMOUNT |
|-----------------------|-------------------------------------|------------|------------------|
| 856285Q95 | STATE BANK NY 3.450 08/16/27 | 02/17/2026 | 2,173.97 |
| 146102AP3 | CARTER BANK & TR 4.300 03/20/29 | 02/20/2026 | 730.41 |
| 3130ALED2 | FHLBANKS 1.020 02/24/27 '25 | 02/24/2026 | 765.00 |
| FEB 2026 TOTAL | | | 45,233.80 |
| 3133EP4A0 | FED FARM CR BNKS 4.250 02/28/29 | 03/02/2026 | 3,187.50 |
| 91282CGP0 | US TREASURY 4.000 02/29/28 | 03/02/2026 | 3,000.00 |
| 91282CGQ8 | US TREASURY 4.000 02/28/30 | 03/02/2026 | 3,400.00 |
| 91282CLK5 | US TREASURY 3.625 08/31/29 | 03/02/2026 | 3,262.50 |
| 91282CHX2 | US TREASURY 4.375 08/31/28 | 03/02/2026 | 1,312.50 |
| 15118RC39 | CELTIC BANK 3.850 02/10/27 | 03/10/2026 | 295.34 |
| 29367RNE2 | ENTERPRISE BK 4.400 07/10/29 | 03/10/2026 | 202.52 |
| 91139LAS5 | URSB 4.600 06/13/29 | 03/13/2026 | 670.47 |
| 3133ENL99 | FED FARM CR BNKS 3.375 09/15/27 | 03/16/2026 | 2,278.13 |
| 146102AP3 | CARTER BANK & TR 4.300 03/20/29 | 03/20/2026 | 659.73 |
| 3133EPDP7 | FED FARM CR BNKS 3.625 03/21/28 | 03/23/2026 | 2,356.25 |
| 3133EMUK6 | FED FARM CR BNKS 1.050 03/25/26 '25 | 03/25/2026 | 735.00 |
| 40219MAX2 | GULF CAPITAL 3.800 09/27/29 | 03/27/2026 | 3,391.89 |
| 31422X7K2 | FARMER MAC 4.700 09/27/28 MTN | 03/27/2026 | 3,407.50 |
| 91282CPA3 | US TREASURY 3.625 09/30/30 | 03/31/2026 | 3,625.00 |
| 91282CEF4 | US TREASURY 2.500 03/31/27 | 03/31/2026 | 1,875.00 |
| 91282CGS4 | US TREASURY 3.625 03/31/30 | 03/31/2026 | 1,812.50 |
| 91282CCZ2 | US TREASURY 0.875 09/30/26 | 03/31/2026 | 546.88 |
| 91282CJA0 | US TREASURY 4.625 09/30/28 | 03/31/2026 | 693.75 |
| 91282CMU2 | US TREASURY 4.000 03/31/30 | 03/31/2026 | 2,600.00 |
| MAR 2026 TOTAL | | | 39,312.45 |
| 3133ETBF3 | FED FARM CR BNKS 4.000 04/01/30 | 04/01/2026 | 4,000.00 |
| 3133ENTS9 | FED FARM CR BNKS 2.600 04/05/27 | 04/06/2026 | 1,300.00 |
| 29367RNE2 | ENTERPRISE BK 4.400 07/10/29 | 04/10/2026 | 224.22 |

Projected Income

For the Period January 01, 2026 to December 31, 2026

| CUSIP | DESCRIPTION | POST DATE | AMOUNT |
|-----------------------|-------------------------------------|------------|------------------|
| 3133ERAK7 | FED FARM CR BNKS 4.375 04/10/29 | 04/10/2026 | 3,937.50 |
| 15118RC39 | CELTIC BANK 3.850 02/10/27 | 04/10/2026 | 326.99 |
| 91139LAS5 | URSB 4.600 06/13/29 | 04/13/2026 | 742.30 |
| 3130APB87 | FHLBANKS 1.100 10/13/26 '25 | 04/13/2026 | 550.00 |
| 3133EMQ70 | FED FARM CR BNKS 1.150 10/14/27 '25 | 04/14/2026 | 747.50 |
| 742651DZ2 | PEFCO 3.900 10/15/27 | 04/15/2026 | 1,462.50 |
| 37312PDG1 | GEORGIA BANKING 4.800 10/17/28 | 04/17/2026 | 1,716.16 |
| 146102AP3 | CARTER BANK & TR 4.300 03/20/29 | 04/20/2026 | 730.41 |
| 3133ERHT1 | FED FARM CR BNKS 4.750 04/24/26 | 04/24/2026 | 171.20 |
| 3133ERHT1 | FED FARM CR BNKS 4.750 04/24/26 | 04/24/2026 | 3,800.00 |
| 91282CDF5 | US TREASURY 1.375 10/31/28 | 04/30/2026 | 412.50 |
| 91282CFU0 | US TREASURY 4.125 10/31/27 | 04/30/2026 | 1,340.63 |
| 91282CEM9 | US TREASURY 2.875 04/30/29 | 04/30/2026 | 1,437.50 |
| 91282CHA2 | US TREASURY 3.500 04/30/28 | 04/30/2026 | 3,500.00 |
| 91282CLR0 | US TREASURY 4.125 10/31/29 | 04/30/2026 | 3,403.13 |
| 91282CEN7 | US TREASURY 2.750 04/30/27 | 04/30/2026 | 1,856.25 |
| 91282CPD7 | US TREASURY 3.625 10/31/30 | 04/30/2026 | 4,078.13 |
| APR 2026 TOTAL | | | 35,736.91 |
| 3133ETFA0 | FED FARM CR BNKS 4.000 05/01/30 | 05/01/2026 | 4,700.00 |
| 29367RNE2 | ENTERPRISE BK 4.400 07/10/29 | 05/11/2026 | 216.99 |
| 15118RC39 | CELTIC BANK 3.850 02/10/27 | 05/11/2026 | 316.44 |
| 3133EMZB1 | FED FARM CR BNKS 0.960 05/13/26 '25 | 05/13/2026 | 220.00 |
| 91139LAS5 | URSB 4.600 06/13/29 | 05/13/2026 | 718.36 |
| 3133EMZB1 | FED FARM CR BNKS 0.960 05/13/26 '25 | 05/13/2026 | 528.00 |
| 912828X88 | US TREASURY 2.375 05/15/27 | 05/15/2026 | 1,543.75 |
| 912828U24 | US TREASURY 2.000 11/15/26 | 05/15/2026 | 1,500.00 |
| 146102AP3 | CARTER BANK & TR 4.300 03/20/29 | 05/20/2026 | 706.85 |
| 12547CBN7 | CIBC BANK 4.500 05/25/28 | 05/26/2026 | 3,347.26 |

Projected Income

For the Period January 01, 2026 to December 31, 2026

| CUSIP | DESCRIPTION | POST DATE | AMOUNT |
|-----------------------|-------------------------------------|------------|------------------|
| 89235MPN5 | TOYOTA FINL SVGS 4.600 05/24/29 | 05/26/2026 | 4,334.08 |
| 91282CCF6 | US TREASURY 0.750 05/31/26 | 05/31/2026 | 226.56 |
| MAY 2026 TOTAL | | | 18,358.28 |
| 3133EMC67 | FED FARM CR BNKS 1.580 06/01/29 '25 | 06/01/2026 | 790.00 |
| 91282CMA6 | US TREASURY 4.125 11/30/29 | 06/01/2026 | 3,712.50 |
| 91282CFZ9 | US TREASURY 3.875 11/30/27 | 06/01/2026 | 2,809.38 |
| 91282CJN2 | US TREASURY 4.375 11/30/28 | 06/01/2026 | 3,500.00 |
| 91282CCF6 | US TREASURY 0.750 05/31/26 | 06/01/2026 | 750.00 |
| 3133EJ2D0 | FED FARM CR BNKS 3.430 12/06/28 | 06/08/2026 | 1,029.00 |
| 22533UFA6 | CREDIT AGRI NY 06/10/26 | 06/10/2026 | 4,681.11 |
| 3133ETKQ9 | FED FARM CR BNKS 4.000 06/10/30 | 06/10/2026 | 4,000.00 |
| 29367RNE2 | ENTERPRISE BK 4.400 07/10/29 | 06/10/2026 | 224.22 |
| 15118RC39 | CELTIC BANK 3.850 02/10/27 | 06/10/2026 | 326.99 |
| 91139LAS5 | URSB 4.600 06/13/29 | 06/15/2026 | 742.30 |
| 3130ATUT2 | FHLBANKS 4.500 12/14/29 | 06/15/2026 | 4,050.00 |
| 3133EMH21 | FED FARM CR BNKS 0.900 06/15/26 '25 | 06/15/2026 | 900.00 |
| 3133EMKZ4 | FED FARM CR BNKS 0.790 06/21/27 '25 | 06/22/2026 | 474.00 |
| 3133EN4S6 | FEDERAL FARM 3.750 12/22/27 | 06/22/2026 | 2,718.75 |
| 146102AP3 | CARTER BANK & TR 4.300 03/20/29 | 06/22/2026 | 730.41 |
| 3133EPNH4 | FED FARM CR BNKS 3.875 06/21/28 | 06/22/2026 | 2,906.25 |
| 3130AN2Q2 | FHLBANKS 1.000 06/30/26 '25 | 06/30/2026 | 1,250.00 |
| 912828YX2 | US TREASURY 1.750 12/31/26 | 06/30/2026 | 1,750.00 |
| 91282CJR3 | US TREASURY 3.750 12/31/28 | 06/30/2026 | 1,875.00 |
| JUN 2026 TOTAL | | | 39,219.90 |
| 3133EMN65 | FED FARM CR BNKS 1.610 07/06/29 '25 | 07/06/2026 | 1,046.50 |
| 29367RNE2 | ENTERPRISE BK 4.400 07/10/29 | 07/10/2026 | 216.99 |
| 15118RC39 | CELTIC BANK 3.850 02/10/27 | 07/10/2026 | 316.44 |
| 91139LAS5 | URSB 4.600 06/13/29 | 07/13/2026 | 718.36 |

Projected Income

For the Period January 01, 2026 to December 31, 2026

| CUSIP | DESCRIPTION | POST DATE | AMOUNT |
|-----------------------|------------------------------------|------------|------------------|
| 37312PDG1 | GEORGIA BANKING 4.800 10/17/28 | 07/17/2026 | 1,735.23 |
| 146102AP3 | CARTER BANK & TR 4.300 03/20/29 | 07/20/2026 | 706.85 |
| 3130AQJ87 | FHLBANKS 1.600 01/19/27 '25 | 07/20/2026 | 1,200.00 |
| 3134GWEJ1 | FREDDIE MAC 0.950 07/30/27 '26 MTN | 07/30/2026 | 546.25 |
| 91282CFB2 | US TREASURY 2.750 07/31/27 | 07/31/2026 | 1,787.50 |
| 91282CHR5 | US TREASURY 4.000 07/31/30 | 07/31/2026 | 5,000.00 |
| 91282CHQ7 | US TREASURY 4.125 07/31/28 | 07/31/2026 | 2,475.00 |
| 91282CMG3 | US TREASURY 4.250 01/31/30 | 07/31/2026 | 3,612.50 |
| 91282CLC3 | US TREASURY 4.000 07/31/29 | 07/31/2026 | 2,000.00 |
| 912828Y95 | US TREASURY 1.875 07/31/26 | 07/31/2026 | 14,304.69 |
| 91282CJW2 | US TREASURY 4.000 01/31/29 | 07/31/2026 | 2,900.00 |
| 912828Y95 | US TREASURY 1.875 07/31/26 | 07/31/2026 | 1,875.00 |
| 91282CGH8 | US TREASURY 3.500 01/31/28 | 07/31/2026 | 3,850.00 |
| JUL 2026 TOTAL | | | 44,291.30 |
| 880591FE7 | TVA 3.875 08/01/30 | 08/03/2026 | 3,875.00 |
| 87164YP81 | SYNCHRONY BANK 3.500 08/05/27 | 08/05/2026 | 4,252.26 |
| 15118RC39 | CELTIC BANK 3.850 02/10/27 | 08/10/2026 | 326.99 |
| 29367RNE2 | ENTERPRISE BK 4.400 07/10/29 | 08/10/2026 | 224.22 |
| 07371DEV5 | BEAL BNK US 3.200 08/12/26 | 08/12/2026 | 1,774.47 |
| 07371DEV5 | BEAL BNK US 3.200 08/12/26 | 08/12/2026 | 431.25 |
| 91139LAS5 | URSB 4.600 06/13/29 | 08/13/2026 | 742.30 |
| 9128284V9 | US TREASURY 2.875 08/15/28 | 08/17/2026 | 1,796.88 |
| 856285Q95 | STATE BANK NY 3.450 08/16/27 | 08/17/2026 | 2,138.53 |
| 146102AP3 | CARTER BANK & TR 4.300 03/20/29 | 08/20/2026 | 730.41 |
| 3130ALED2 | FHLBANKS 1.020 02/24/27 '25 | 08/24/2026 | 765.00 |
| 3133EP4A0 | FED FARM CR BNKS 4.250 02/28/29 | 08/28/2026 | 3,187.50 |
| 91282CGP0 | US TREASURY 4.000 02/29/28 | 08/31/2026 | 3,000.00 |
| 91282CGQ8 | US TREASURY 4.000 02/28/30 | 08/31/2026 | 3,400.00 |

Projected Income

For the Period January 01, 2026 to December 31, 2026

| CUSIP | DESCRIPTION | POST DATE | AMOUNT |
|-----------------------|-------------------------------------|------------|------------------|
| 91282CLK5 | US TREASURY 3.625 08/31/29 | 08/31/2026 | 3,262.50 |
| 91282CHX2 | US TREASURY 4.375 08/31/28 | 08/31/2026 | 1,312.50 |
| AUG 2026 TOTAL | | | 31,219.80 |
| 29367RNE2 | ENTERPRISE BK 4.400 07/10/29 | 09/10/2026 | 224.22 |
| 15118RC39 | CELTIC BANK 3.850 02/10/27 | 09/10/2026 | 326.99 |
| 91139LAS5 | URSB 4.600 06/13/29 | 09/14/2026 | 742.30 |
| 3133ENL99 | FED FARM CR BNKS 3.375 09/15/27 | 09/15/2026 | 2,278.13 |
| 146102AP3 | CARTER BANK & TR 4.300 03/20/29 | 09/21/2026 | 730.41 |
| 3133EPDP7 | FED FARM CR BNKS 3.625 03/21/28 | 09/21/2026 | 2,356.25 |
| 40219MAX2 | GULF CAPITAL 3.800 09/27/29 | 09/28/2026 | 3,448.11 |
| 31422X7K2 | FARMER MAC 4.700 09/27/28 MTN | 09/28/2026 | 3,407.50 |
| 91282CCZ2 | US TREASURY 0.875 09/30/26 | 09/30/2026 | 825.20 |
| 91282CPA3 | US TREASURY 3.625 09/30/30 | 09/30/2026 | 3,625.00 |
| 91282CEF4 | US TREASURY 2.500 03/31/27 | 09/30/2026 | 1,875.00 |
| 91282CGS4 | US TREASURY 3.625 03/31/30 | 09/30/2026 | 1,812.50 |
| 91282CCZ2 | US TREASURY 0.875 09/30/26 | 09/30/2026 | 546.88 |
| 91282CJA0 | US TREASURY 4.625 09/30/28 | 09/30/2026 | 693.75 |
| 91282CMU2 | US TREASURY 4.000 03/31/30 | 09/30/2026 | 2,600.00 |
| SEP 2026 TOTAL | | | 25,492.23 |
| 3133ETBF3 | FED FARM CR BNKS 4.000 04/01/30 | 10/01/2026 | 4,000.00 |
| 3133ENTS9 | FED FARM CR BNKS 2.600 04/05/27 | 10/05/2026 | 1,300.00 |
| 3133ERAK7 | FED FARM CR BNKS 4.375 04/10/29 | 10/13/2026 | 3,937.50 |
| 3130APB87 | FHLBANKS 1.100 10/13/26 '25 | 10/13/2026 | 550.00 |
| 29367RNE2 | ENTERPRISE BK 4.400 07/10/29 | 10/13/2026 | 216.99 |
| 3130APB87 | FHLBANKS 1.100 10/13/26 '25 | 10/13/2026 | 270.00 |
| 15118RC39 | CELTIC BANK 3.850 02/10/27 | 10/13/2026 | 316.44 |
| 91139LAS5 | URSB 4.600 06/13/29 | 10/13/2026 | 718.36 |
| 3133EMQ70 | FED FARM CR BNKS 1.150 10/14/27 '25 | 10/14/2026 | 747.50 |

Projected Income

For the Period January 01, 2026 to December 31, 2026

| CUSIP | DESCRIPTION | POST DATE | AMOUNT |
|-----------------------|-------------------------------------|------------|------------------|
| 742651DZ2 | PEFCO 3.900 10/15/27 | 10/15/2026 | 1,462.50 |
| 37312PDG1 | GEORGIA BANKING 4.800 10/17/28 | 10/19/2026 | 1,754.30 |
| 146102AP3 | CARTER BANK & TR 4.300 03/20/29 | 10/20/2026 | 706.85 |
| OCT 2026 TOTAL | | | 15,980.43 |
| 91282CPD7 | US TREASURY 3.625 10/31/30 | 11/02/2026 | 4,078.13 |
| 3133ETFA0 | FED FARM CR BNKS 4.000 05/01/30 | 11/02/2026 | 4,700.00 |
| 91282CDF5 | US TREASURY 1.375 10/31/28 | 11/02/2026 | 412.50 |
| 91282CFU0 | US TREASURY 4.125 10/31/27 | 11/02/2026 | 1,340.63 |
| 91282CEM9 | US TREASURY 2.875 04/30/29 | 11/02/2026 | 1,437.50 |
| 91282CHA2 | US TREASURY 3.500 04/30/28 | 11/02/2026 | 3,500.00 |
| 91282CLR0 | US TREASURY 4.125 10/31/29 | 11/02/2026 | 3,403.13 |
| 91282CEN7 | US TREASURY 2.750 04/30/27 | 11/02/2026 | 1,856.25 |
| 29367RNE2 | ENTERPRISE BK 4.400 07/10/29 | 11/10/2026 | 224.22 |
| 15118RC39 | CELTIC BANK 3.850 02/10/27 | 11/10/2026 | 326.99 |
| 91139LAS5 | URSB 4.600 06/13/29 | 11/13/2026 | 742.30 |
| 912828U24 | US TREASURY 2.000 11/15/26 | 11/15/2026 | 4,593.75 |
| 912828X88 | US TREASURY 2.375 05/15/27 | 11/16/2026 | 1,543.75 |
| 912828U24 | US TREASURY 2.000 11/15/26 | 11/16/2026 | 1,500.00 |
| 146102AP3 | CARTER BANK & TR 4.300 03/20/29 | 11/20/2026 | 730.41 |
| 89235MPN5 | TOYOTA FINL SVGS 4.600 05/24/29 | 11/24/2026 | 4,405.92 |
| 12547CBN7 | CIBC BANK 4.500 05/25/28 | 11/25/2026 | 3,402.74 |
| 91282CFZ9 | US TREASURY 3.875 11/30/27 | 11/30/2026 | 2,809.38 |
| 91282CJN2 | US TREASURY 4.375 11/30/28 | 11/30/2026 | 3,500.00 |
| 91282CMA6 | US TREASURY 4.125 11/30/29 | 11/30/2026 | 3,712.50 |
| NOV 2026 TOTAL | | | 48,220.08 |
| 3133EMC67 | FED FARM CR BNKS 1.580 06/01/29 '25 | 12/01/2026 | 790.00 |
| 3133EJ2D0 | FED FARM CR BNKS 3.430 12/06/28 | 12/07/2026 | 1,029.00 |
| 29367RNE2 | ENTERPRISE BK 4.400 07/10/29 | 12/10/2026 | 216.99 |

Projected Income

For the Period January 01, 2026 to December 31, 2026

| CUSIP | DESCRIPTION | POST DATE | AMOUNT |
|-----------------------|-------------------------------------|------------|-------------------|
| 15118RC39 | CELTIC BANK 3.850 02/10/27 | 12/10/2026 | 316.44 |
| 3133ETKQ9 | FED FARM CR BNKS 4.000 06/10/30 | 12/10/2026 | 4,000.00 |
| 91139LAS5 | URSB 4.600 06/13/29 | 12/14/2026 | 718.36 |
| 3130ATUT2 | FHLBANKS 4.500 12/14/29 | 12/14/2026 | 4,050.00 |
| 3133EMKZ4 | FED FARM CR BNKS 0.790 06/21/27 '25 | 12/21/2026 | 474.00 |
| 3133EPNH4 | FED FARM CR BNKS 3.875 06/21/28 | 12/21/2026 | 2,906.25 |
| 146102AP3 | CARTER BANK & TR 4.300 03/20/29 | 12/21/2026 | 706.85 |
| 3133EN4S6 | FEDERAL FARM 3.750 12/22/27 | 12/22/2026 | 2,718.75 |
| 91282CJR3 | US TREASURY 3.750 12/31/28 | 12/31/2026 | 1,875.00 |
| 912828YX2 | US TREASURY 1.750 12/31/26 | 12/31/2026 | 1,750.00 |
| DEC 2026 TOTAL | | | 21,551.63 |
| GRAND TOTAL | | | 377,568.64 |

Disclosure

Meeder provides monthly statements for its investment management clients to provide information about the investment portfolio. The information should not be used for audit or confirmation purposes. Please review your custodial statements and report any inaccuracies or discrepancies.

Certain information and data has been supplied by unaffiliated third parties. Although Meeder believes the information is reliable, it cannot warrant the accuracy of information offered by third parties. Market value may reflect prices received from pricing vendors when current market quotations are not available. Prices may not reflect firm bids or offers and may differ from the value at which the security can be sold.

Statements may include positions from unmanaged accounts provided for reporting purposes. Unmanaged accounts are managed directly by the client and are not included in the accounts managed by Meeder. This information is provided as a client convenience and Meeder assumes no responsibility for performance of these accounts or the accuracy of the data reported.

Investing involves risk. Past performance is no guarantee of future results. Debt and fixed income securities are subject to credit and interest rate risk. The investment return and principal value of an investment will fluctuate so that an investors shares, when redeemed, may be worth more or less than their original cost. Current performance may be lower or higher than the performance data quoted.

Investment advisory services provided by Meeder Public Funds, Inc. Please contact us if you would like to receive a copy of our current ADV disclosure brochure or privacy policy.

© 2024 Meeder Investment Management

meederpublicfunds.com | 866.633.3371

