


CRESTVIEW LOCAL SCHOOL DISTRICT

1575 State Route 96 Ashland, Ohio 44805



Financial Report to the Board of Education

For the Month Ending February 2025

Prepared by
Robin Klenk, Treasurer

General Fund Report

CRESTVIEW LOCAL SCHOOLS

FYTD Through 2-28-2025

REVENUES	BUDGET FY24-25	BUDGET 8 Months in	CURRENT 24-25	PRIOR YR FY23-24	For the Year Increase/(Decrease)	Percent Change
Real Estate Taxes	\$3,320,280	\$2,213,520	\$1,611,534	\$987,878	\$623,656	63.13%
Tangible Personal Property Taxes	\$3,273,449	\$2,182,300	\$843,781	\$779,985	\$63,795	8.18%
Tuition & Open Enrollment	\$110,000	\$73,333	\$61,615	\$82,964	(\$21,349)	-25.73%
Other Receipts - Local	\$89,444	\$59,629	\$75,180	\$74,934	\$246	0.33%
Interest Income	\$644,562	\$429,708	\$436,917	\$276,283	\$160,634	58.14%
State Funding	\$7,067,038	\$4,711,359	\$4,711,833	\$4,726,328	(\$14,496)	-0.31%
Rollback & Homestead	\$524,285	\$349,523	\$241,829	\$192,308	\$49,522	25.75%
Other Receipts - State	\$478,773	\$319,182	\$358,555	\$428,594	(\$70,039)	-16.34%
Restricted Grants-In-Aid	\$0	\$0	\$0	\$0	\$0	0%
Transfers/Advances In	\$45,522	\$30,348	\$58,904	\$139,910	(\$81,005)	-57.90%
TOTAL REVENUE	\$15,553,353	\$10,368,902	\$8,400,147	\$7,689,184	\$710,963	9.25%
EXPENSES						
Salaries & Wages	\$6,726,403	\$4,484,269	\$4,447,847	\$4,276,896	\$170,951	4.00%
Fringe Benefits	\$3,078,052	\$2,052,034	\$2,036,047	\$1,978,736	\$57,311	2.90%
Purchased Services	\$2,557,105	\$1,704,737	\$1,590,239	\$1,382,750	\$207,489	15.01%
Supplies	\$623,178	\$415,452	\$466,921	\$464,518	\$2,404	0.52%
Equipment & Capital Purchases	\$420,000	\$280,000	\$215,538	\$302,767	(\$87,229)	-28.81%
Principal-All	\$0	\$0	\$0	\$0	\$0	0%
Other Objects	\$175,866	\$117,244	\$90,713	\$61,811	\$28,902	46.76%
Transfers Out	\$2,000,000	\$1,333,333	\$2,000,000	\$0	\$2,000,000	-100%
TOTAL EXPENSES	\$15,580,604	\$10,387,069	\$10,847,305	\$8,467,477	\$2,379,827	28.11%

CASH FLOW			
FYTD through 2-28-2025			
	24-25	23-24	DIFFERENCE
Total General Fund Receipts	\$8,400,147	\$7,689,184	\$710,963
Total General Fund Expenditures	\$10,847,305	\$8,467,477	\$2,379,827
NET CASH FLOW	(\$2,447,158)	(\$778,294)	(\$1,668,864)

BANK RECONCILIATION

FEBRUARY 2025

[illegible]

0.00

Certified: _____
Robin Klenk, Treasurer

Concurring: _____
Mr. Jim Grubbs, Superintendent

Approved: _____
Mrs. Debbie Reidy, President

Interest earned allocation

For the month ending: **February 2025**

Interest earned for the month

Park Money Market	\$	593.31
Investments-Park	\$	13,920.73
Star Ohio	\$	8,360.64
Meeder Investments	\$	32,805.44
net gains/losses investments		
Total	\$	55,680.12

Month-end fund balances

Total	\$	17,227,370.38
Food service fund balance	\$	164,319.57
Self-insurance medical benefits fund balance	\$	-
Crestview Citizens Scholarship	\$	-
	\$	-
Total other funds	\$	17,063,050.81

Interest allocated

Interest earned on CD's and Other Investments	\$	54,550.60	001.1410.
General fund checking	\$	593.31	001.1410.101
Food service fund - HS	\$	178.74	006.1410.001
Food service fund - MS	\$	178.74	006.1410.002
Food service fund - ES	\$	178.74	006.1410.003
Self-insurance medical benefits fund	\$	-	024.1410...0000
Crestview Citizens Scholarship	\$	-	007.1410.. 9900
Total	\$	55,680.12	

2024/2025 Crestview Schools Spending Plan

	2024/2025 APPROP	FEBRUARY ACTUAL	YTD ACTUAL		
Beginning Cash Balance	14,742,812	14,316,588	14,742,812	YTD as % of Est	
REVENUE					
General Property (Real Estate)	3,320,280	356,788	1,611,534	48.54%	1,708,746
Tangible Personal Property Tax	3,273,449	0	843,781	25.78%	2,429,668
Income Tax	0	0	0	0.00%	0
Unrestricted Grants-in Aid	7,127,069	580,779	4,773,496	66.98%	2,353,573
Restricted Grants-in -Aid	388,742	29,391	284,209	73.11%	104,533
Restricted Federal Grants-in-Aid SFSF	0	0	0	0.00%	0
Property Tax Allocation	524,284	0	241,829	46.13%	282,455
All Other Operating Revenue	874,007	73,955	559,131	63.97%	314,876
Proceeds from Sale of Notes	0	0	0	0.00%	0
State Emergency Loans & Advancements (Approved)	0	0	0	0.00%	0
Operating Tranfers-In	0	0	0	0.00%	0
Advances-In	0	0	0	0.00%	0
All Other Financial Sources	45,522	4,926	86,167	189.29%	(40,645)
Total Revenue	15,553,353	1,045,838	8,400,147	54.01%	7,153,206
					7,153,206
Total Available	30,296,165	15,362,427	23,142,959	YTD as % of Est	
EXPENDITURES					
Personal Services	6,726,405	496,366	4,447,849	66.13%	2,278,556
Employees Retirement/Insurance Benefits	3,078,052	240,093	2,036,049	66.15%	1,042,003
Purchased Services	2,557,105	284,124	1,590,239	62.19%	966,866
Supplies and Materials	623,178	35,566	466,921	74.93%	156,257
Capital Outlay	420,000	109	215,538	51.32%	204,462
Debt Service: Principal-HB 264 Loans	0	0	0	0.00%	0
Debt Service: Principal-Other	0	0	0	0.00%	0
Debt Service: Interest and Fiscal Charges	0	0	0	0.00%	0
Other Objects	175,866	10,515	90,709	51.58%	85,157
Operational Transfers-Out	2,000,000	2,000,000	2,000,000	100.00%	0
Advances-Out	0	0	0	0.00%	0
All Other Financing Uses	0	0	0	0.00%	0
Total Expenditures	15,580,606	3,066,773	10,847,305	69.62%	4,733,301
					4,733,301
Ending Cash Balance	14,715,559	12,295,654	12,295,654		
Encumbrances	0	1,512,535	1,512,535		
Textbook/Instructional Mat. Reserve	0	0	0		
Capital Improvements Reserve	0	0	0		
Reserve for Transportation	0	0	0		
Total Reserve	0	1,512,535	1,512,535		
				08/12	
Unreserved Balance	14,715,559	10,783,119	10,783,119	66.67%	

CRESTVIEW LOCAL SCHOOLS

Disbursement Report

Check #	Reference #	Vendor #	Primary Name	Date	Type	Amount	Check Type	Reconcile Date	Status	Void Date	Printed
0	36736	36232	INSIGHTBOARD OF OHIO LLC	2/28/2025	ACCOUNTS_PAYABLE	\$ 1,500.00	Electronic		OUTSTANDING		<input type="checkbox"/>
86449	36355	902710	Gionino's Pizza	12/18/2024	ACCOUNTS_PAYABLE	171.00	Check		OUTSTANDING		<input checked="" type="checkbox"/>
86531	36458	1949	MOORE, HALEY	1/10/2025	ACCOUNTS_PAYABLE	50.00	Check		OUTSTANDING		<input checked="" type="checkbox"/>
86565	36485	902715	FUTURE CITY COMPETITION - OHIO REGION	1/23/2025	ACCOUNTS_PAYABLE	90.00	Check		OUTSTANDING		<input checked="" type="checkbox"/>
86586	36511	34426	Olivesburg General Store	1/23/2025	ACCOUNTS_PAYABLE	44.22	Check		OUTSTANDING		<input checked="" type="checkbox"/>
86614	36563	35954	Brockway, Stephanie	1/31/2025	ACCOUNTS_PAYABLE	25.00	Check		OUTSTANDING		<input checked="" type="checkbox"/>
86626	36558	36039	HORNER, ALISHA	1/31/2025	ACCOUNTS_PAYABLE	25.00	Check		OUTSTANDING		<input checked="" type="checkbox"/>
86628	36564	36364	JOHNSON, CHLOEE	1/31/2025	ACCOUNTS_PAYABLE	25.00	Check		OUTSTANDING		<input checked="" type="checkbox"/>
86634	36532	36261	MasterLibrary.com LLC	1/31/2025	ACCOUNTS_PAYABLE	2,000.00	Check		OUTSTANDING		<input checked="" type="checkbox"/>
86676	36592	350103	KLENK, ROBIN	2/10/2025	ACCOUNTS_PAYABLE	89.60	Check		OUTSTANDING		<input checked="" type="checkbox"/>
86702	36645	36381	HYATT PLACE-POLARIS	2/12/2025	ACCOUNTS_PAYABLE	289.70	Check		OUTSTANDING		<input checked="" type="checkbox"/>
86709	36639	1265	OHIO EDISON	2/12/2025	ACCOUNTS_PAYABLE	15,553.74	Check		OUTSTANDING		<input checked="" type="checkbox"/>
86710	36651	4462	PIONEER DRAMA SERVICE INC	2/12/2025	ACCOUNTS_PAYABLE	195.00	Check		OUTSTANDING		<input checked="" type="checkbox"/>
86718	36652	36093	THE OHIO STATE UNIVERSITY	2/19/2025	ACCOUNTS_PAYABLE	480.00	Check		OUTSTANDING		<input checked="" type="checkbox"/>
86720	36662	34486	Grady Enterprises Inc	2/24/2025	ACCOUNTS_PAYABLE	256.00	Check		OUTSTANDING		<input checked="" type="checkbox"/>
86722	36663	5601	Trustmark	2/24/2025	ACCOUNTS_PAYABLE	6,159.38	Check		OUTSTANDING		<input checked="" type="checkbox"/>
86723	36673	5197	AMAZON ON-LINE	2/24/2025	ACCOUNTS_PAYABLE	856.56	Check		OUTSTANDING		<input checked="" type="checkbox"/>
86724	36688	36356	AMS SUPPLY	2/24/2025	ACCOUNTS_PAYABLE	95.32	Check		OUTSTANDING		<input checked="" type="checkbox"/>
86725	36680	5505	APPLESEED COMMUNITY MENTAL HEALTH CENTER INC	2/24/2025	ACCOUNTS_PAYABLE	2,432.33	Check		OUTSTANDING		<input checked="" type="checkbox"/>
86726	36685	2742	ASHLAND CO BOARD OF DD	2/24/2025	ACCOUNTS_PAYABLE	48,005.10	Check		OUTSTANDING		<input checked="" type="checkbox"/>
86727	36677	2751	ASHLAND TRACTOR SALES	2/24/2025	ACCOUNTS_PAYABLE	119.17	Check		OUTSTANDING		<input checked="" type="checkbox"/>
86728	36706	1496	ASHLAND UNIVERSITY	2/24/2025	ACCOUNTS_PAYABLE	597.00	Check		OUTSTANDING		<input checked="" type="checkbox"/>
86729	36692	34355	BAUMSPAGE.COM LLC	2/24/2025	ACCOUNTS_PAYABLE	90.00	Check		OUTSTANDING		<input checked="" type="checkbox"/>
86730	36671	36057	BRIGHTSPEED	2/24/2025	ACCOUNTS_PAYABLE	236.97	Check		OUTSTANDING		<input checked="" type="checkbox"/>
86731	36696	4689	CARDINAL BUS SALES	2/24/2025	ACCOUNTS_PAYABLE	188.71	Check		OUTSTANDING		<input checked="" type="checkbox"/>

CRESTVIEW LOCAL SCHOOLS

Disbursement Report

Check #	Reference #	Vendor #	Primary Name	Date	Type	Amount	Check Type	Reconcile Date	Status	Void Date	Printed
86732	36704	5506	& SERVICE CATALYST LIFE SERVICE INC	2/24/2025	ACCOUNTS _PAYABLE	\$ 1,120.00	Check		OUTSTAND ING		<input checked="" type="checkbox"/>
86733	36664	36180	CLINE SECURITY, LLC	2/24/2025	ACCOUNTS _PAYABLE	395.00	Check		OUTSTAND ING		<input checked="" type="checkbox"/>
86734	36707	5644	CLOVERLE AF HIGH SCHOOL	2/24/2025	ACCOUNTS _PAYABLE	60.00	Check		OUTSTAND ING		<input checked="" type="checkbox"/>
86735	36689	900005	COLUMBIA GAS	2/24/2025	ACCOUNTS _PAYABLE	4,360.03	Check		OUTSTAND ING		<input checked="" type="checkbox"/>
86736	36674	1442	DENDINGE R, ERIN	2/24/2025	ACCOUNTS _PAYABLE	39.20	Check		OUTSTAND ING		<input checked="" type="checkbox"/>
86737	36700	350033	Gordon Flesch Company Inc	2/24/2025	ACCOUNTS _PAYABLE	23.17	Check		OUTSTAND ING		<input checked="" type="checkbox"/>
86738	36669	3201	GRAINGER	2/24/2025	ACCOUNTS _PAYABLE	122.88	Check		OUTSTAND ING		<input checked="" type="checkbox"/>
86739	36695	3716	HAGUE CRYSTAL CLEAR WATER	2/24/2025	ACCOUNTS _PAYABLE	412.60	Check		OUTSTAND ING		<input checked="" type="checkbox"/>
86740	36682	36211	HILL INTERNATI ONAL TRUCKS LLC	2/24/2025	ACCOUNTS _PAYABLE	516.74	Check		OUTSTAND ING		<input checked="" type="checkbox"/>
86741	36687	1191	HOME DEPOT	2/24/2025	ACCOUNTS _PAYABLE	313.90	Check		OUTSTAND ING		<input checked="" type="checkbox"/>
86742	36679	35937	Innovative Solutions Group, Inc.	2/24/2025	ACCOUNTS _PAYABLE	565.00	Check		OUTSTAND ING		<input checked="" type="checkbox"/>
86743	36668	3113	J W PEPPER & SON INC	2/24/2025	ACCOUNTS _PAYABLE	83.98	Check		OUTSTAND ING		<input checked="" type="checkbox"/>
86744	36699	3740	JOSTENS	2/24/2025	ACCOUNTS _PAYABLE	25.85	Check		OUTSTAND ING		<input checked="" type="checkbox"/>
86745	36691	3976	KIMBALL MIDWEST	2/24/2025	ACCOUNTS _PAYABLE	134.00	Check		OUTSTAND ING		<input checked="" type="checkbox"/>
86746	36683	5179	MAPLETON	2/24/2025	ACCOUNTS _PAYABLE	510.02	Check		OUTSTAND ING		<input checked="" type="checkbox"/>
86747	36697	3722	MARTIN PUBLIC SEATING	2/24/2025	ACCOUNTS _PAYABLE	65,716.66	Check		OUTSTAND ING		<input checked="" type="checkbox"/>
86748	36670	1081	MASI ENVIRONM ENTAL LABORATO RIE	2/24/2025	ACCOUNTS _PAYABLE	204.60	Check		OUTSTAND ING		<input checked="" type="checkbox"/>
86749	36701	36108	MATERN METAL WORKS INC.	2/24/2025	ACCOUNTS _PAYABLE	1,300.00	Check		OUTSTAND ING		<input checked="" type="checkbox"/>
86750	36690	36262	NAPA AUTO PARTS	2/24/2025	ACCOUNTS _PAYABLE	325.08	Check		OUTSTAND ING		<input checked="" type="checkbox"/>
86751	36665	4448	NATIONAL FFA ASSOCIATI ON	2/24/2025	ACCOUNTS _PAYABLE	2,809.22	Check		OUTSTAND ING		<input checked="" type="checkbox"/>
86752	36681	396	NRG- DIRECT ENERGY BUSINESS	2/24/2025	ACCOUNTS _PAYABLE	8,955.10	Check		OUTSTAND ING		<input checked="" type="checkbox"/>
86753	36703	4942	OAEP	2/24/2025	ACCOUNTS _PAYABLE	250.00	Check		OUTSTAND ING		<input checked="" type="checkbox"/>
86754	36705	1265	OHIO EDISON	2/24/2025	ACCOUNTS _PAYABLE	4,907.32	Check		OUTSTAND ING		<input checked="" type="checkbox"/>

CRESTVIEW LOCAL SCHOOLS

Disbursement Report

Check #	Reference #	Vendor #	Primary Name	Date	Type	Amount	Check Type	Reconcile Date	Status	Void Date	Printed
86755	36694	4557	OHIO FFA ASSOCIATION	2/24/2025	ACCOUNTS_PAYABLE	\$ 70.00	Check		OUTSTANDING		<input checked="" type="checkbox"/>
86756	36686	2511	OHIO.NET	2/24/2025	ACCOUNTS_PAYABLE	329.55	Check		OUTSTANDING		<input checked="" type="checkbox"/>
86757	36698	1102	OSBA	2/24/2025	ACCOUNTS_PAYABLE	270.00	Check		OUTSTANDING		<input checked="" type="checkbox"/>
86758	36693	4945	PIONEER JVS	2/24/2025	ACCOUNTS_PAYABLE	40.00	Check		OUTSTANDING		<input checked="" type="checkbox"/>
86759	36678	36198	PUSTER, CATHERINE	2/24/2025	ACCOUNTS_PAYABLE	191.10	Check		OUTSTANDING		<input checked="" type="checkbox"/>
86760	36676	350097	RENHILL HOLDINGS, INC	2/24/2025	ACCOUNTS_PAYABLE	11,858.34	Check		OUTSTANDING		<input checked="" type="checkbox"/>
86761	36666	5233	RICHLAND PUBLIC HEALTH	2/24/2025	ACCOUNTS_PAYABLE	807.00	Check		OUTSTANDING		<input checked="" type="checkbox"/>
86762	36675	36387	RICHTER, HANNAH	2/24/2025	ACCOUNTS_PAYABLE	50.40	Check		OUTSTANDING		<input checked="" type="checkbox"/>
86763	36672	2011	SANTMYER OIL ASHLAND	2/24/2025	ACCOUNTS_PAYABLE	3,117.38	Check		OUTSTANDING		<input checked="" type="checkbox"/>
86764	36667	350049	SFR XI HOLDINGS, LLC	2/24/2025	ACCOUNTS_PAYABLE	938.00	Check		OUTSTANDING		<input checked="" type="checkbox"/>
86765	36702	3624	STEVENS, DAVE	2/24/2025	ACCOUNTS_PAYABLE	152.82	Check		OUTSTANDING		<input checked="" type="checkbox"/>
86766	36684	35028	TOFTS DAIRY, INC.	2/24/2025	ACCOUNTS_PAYABLE	1,262.96	Check		OUTSTANDING		<input checked="" type="checkbox"/>
86767	36716	5504	AWARDSMITH, LLC	2/26/2025	ACCOUNTS_PAYABLE	52.50	Check		OUTSTANDING		<input checked="" type="checkbox"/>
86769	36718	34427	Farm and Home Hardware	2/26/2025	ACCOUNTS_PAYABLE	88.94	Check		OUTSTANDING		<input checked="" type="checkbox"/>
86770	36709	36384	GIBSONBURG EXEMPTED VILLAGE SCHOOL DISTRICT	2/26/2025	ACCOUNTS_PAYABLE	30.00	Check		OUTSTANDING		<input checked="" type="checkbox"/>
86771	36715	36211	HILL INTERNATIONAL TRUCKS LLC	2/26/2025	ACCOUNTS_PAYABLE	445.08	Check		OUTSTANDING		<input checked="" type="checkbox"/>
86772	36713	1194	J & B ACOUSTICAL, INC	2/26/2025	ACCOUNTS_PAYABLE	109.96	Check		OUTSTANDING		<input checked="" type="checkbox"/>
86773	36711	1532	MADISON LOCAL SCHOOLS	2/26/2025	ACCOUNTS_PAYABLE	45.00	Check		OUTSTANDING		<input checked="" type="checkbox"/>
86774	36714	36139	NEOnet	2/26/2025	ACCOUNTS_PAYABLE	18.40	Check		OUTSTANDING		<input checked="" type="checkbox"/>
86775	36712	2686	OHSAA	2/26/2025	ACCOUNTS_PAYABLE	52.00	Check		OUTSTANDING		<input checked="" type="checkbox"/>
86776	36717	36391	TEXTBOOK WAREHOUSE LLC	2/26/2025	ACCOUNTS_PAYABLE	93.75	Check		OUTSTANDING		<input checked="" type="checkbox"/>
86777	36708	35028	TOFTS DAIRY, INC.	2/26/2025	ACCOUNTS_PAYABLE	573.20	Check		OUTSTANDING		<input checked="" type="checkbox"/>
86778	36720	2490	MUSIC THEATRE INTERNATIONAL	2/26/2025	ACCOUNTS_PAYABLE	985.00	Check		OUTSTANDING		<input checked="" type="checkbox"/>
86779	36722	350038	Quality Inn Perrysburg	2/26/2025	ACCOUNTS_PAYABLE	458.35	Check		OUTSTANDING		<input checked="" type="checkbox"/>
86780	36719	4820	SAM'S CLUB	2/26/2025	ACCOUNTS_PAYABLE	138.36	Check		OUTSTANDING		<input checked="" type="checkbox"/>

CRESTVIEW LOCAL SCHOOLS

Disbursement Report

Check #	Reference #	Vendor #	Primary Name	Date	Type	Amount	Check Type	Reconcile Date	Status	Void Date	Printed
86781	36721	4534	VERIZON WIRELESS	2/26/2025	ACCOUNTS_PAYABLE	\$ 60.24	Check		OUTSTANDING		<input checked="" type="checkbox"/>
86782	36738	1496	ASHLAND UNIVERSITY	2/28/2025	ACCOUNTS_PAYABLE	945.04	Check		OUTSTANDING		<input checked="" type="checkbox"/>
86783	36731	4689	CARDINAL BUS SALES & SERVICE	2/28/2025	ACCOUNTS_PAYABLE	1,522.20	Check		OUTSTANDING		<input checked="" type="checkbox"/>
86784	36735	36361	CAROTHERS PEST CONTROL	2/28/2025	ACCOUNTS_PAYABLE	725.00	Check		OUTSTANDING		<input checked="" type="checkbox"/>
86785	36728	900005	COLUMBIA GAS	2/28/2025	ACCOUNTS_PAYABLE	1,134.30	Check		OUTSTANDING		<input checked="" type="checkbox"/>
86786	36732	34383	EBS - STEPPING STONE GROUP	2/28/2025	ACCOUNTS_PAYABLE	4,160.00	Check		OUTSTANDING		<input checked="" type="checkbox"/>
86787	36729	3716	HAGUE CRYSTAL CLEAR WATER	2/28/2025	ACCOUNTS_PAYABLE	197.85	Check		OUTSTANDING		<input checked="" type="checkbox"/>
86788	36737	36211	HILL INTERNATIONAL TRUCKS LLC	2/28/2025	ACCOUNTS_PAYABLE	30.54	Check		OUTSTANDING		<input checked="" type="checkbox"/>
86790	36734	2636	JUNIOR LIBRARY GUILD	2/28/2025	ACCOUNTS_PAYABLE	392.88	Check		OUTSTANDING		<input checked="" type="checkbox"/>
86791	36726	350103	KLENK, ROBIN	2/28/2025	ACCOUNTS_PAYABLE	194.60	Check		OUTSTANDING		<input checked="" type="checkbox"/>
86792	36733	1081	MASI ENVIRONMENTAL LABORATORY	2/28/2025	ACCOUNTS_PAYABLE	306.00	Check		OUTSTANDING		<input checked="" type="checkbox"/>
86793	36730	36262	NAPA AUTO PARTS	2/28/2025	ACCOUNTS_PAYABLE	35.13	Check		OUTSTANDING		<input checked="" type="checkbox"/>
86794	36723	902820	Parts Town LLC	2/28/2025	ACCOUNTS_PAYABLE	118.07	Check		OUTSTANDING		<input checked="" type="checkbox"/>
86795	36741	5664	PEPPLE & WAGGONER, LTD	2/28/2025	ACCOUNTS_PAYABLE	145.00	Check		OUTSTANDING		<input checked="" type="checkbox"/>
86796	36727	350097	RENHILL HOLDINGS, INC	2/28/2025	ACCOUNTS_PAYABLE	13,668.45	Check		OUTSTANDING		<input checked="" type="checkbox"/>
86797	36739	2011	SANTMYER OIL ASHLAND	2/28/2025	ACCOUNTS_PAYABLE	251.54	Check		OUTSTANDING		<input checked="" type="checkbox"/>
86798	36740	36019	STIGALL, ASHLEY	2/28/2025	ACCOUNTS_PAYABLE	39.20	Check		OUTSTANDING		<input checked="" type="checkbox"/>
86799	36725	35980	Walmart (CO)	2/28/2025	ACCOUNTS_PAYABLE	516.98	Check		OUTSTANDING		<input checked="" type="checkbox"/>
Grand Total						\$ 219,346.26					

CRESTVIEW LOCAL SCHOOLS

Check Report

Check Number	Payment Number	Transaction Type	Amount	Issued Date	Transaction Date	Reconciled Date	Status	Pay To Name
81720	1021467	DeductionCheck	\$ 30.00	5/19/2023	5/17/2023		Paid	BLACKROCK COLLEGEADVANTAGE529
81858	1024580	DeductionCheck	30.00	1/26/2024	1/25/2024		Paid	BLACKROCK COLLEGEADVANTAGE529
81948	1026069	RefundDeduction	4.87	5/22/2024	5/22/2024		Paid	Grady, Julia Rose
81951	1026072	RefundDeduction	4.92	5/22/2024	5/22/2024		Paid	Pugh, Katelyn Marie
81953	1026074	RefundDeduction	4.81	5/22/2024	5/22/2024		Paid	Young, Sara Ann
81982	1026701	PayrollCheck	1,201.87	7/12/2024	7/9/2024		Paid	NONNEMACHE R, KENNEDY
82024	1027569	DeductionCheck	30.00	9/20/2024	9/19/2024		Paid	BLACKROCK COLLEGE ADVANTAGE 529
82118	1029305	PayrollCheck	197.21	2/7/2025	2/5/2025		Paid	SMITH, CAMRYANA
82120	1029497	PayrollCheck	201.82	2/21/2025	2/19/2025		Paid	MASUOKA, SARAH
82121	1029514	DeductionCheck	30.00	2/21/2025	2/19/2025		Paid	BLACKROCK COLLEGE ADVANTAGE 529
82123	1029518	DeductionCheck	5,906.06	2/21/2025	2/19/2025		Paid	CTA UNION DUES
82124	1029519	DeductionCheck	934.40	2/21/2025	2/19/2025		Paid	Grady Enterprises Inc.
82128	1029527	DeductionCheck	4.18	2/21/2025	2/19/2025		Paid	PEOPLE-QUALIFIED COMMITTEE
82132	1029536	DeductionCheck	2,423.11	2/21/2025	2/19/2025		Paid	Trustmark
Grand Total			\$ 11,003.25					

CRESTVIEW LOCAL SCHOOLS

Cash Summary Report

	Full Account Code	Description	Initial Cash	MTD Received	FYTD Received	MTD Expended	FYTD Expended	Fund Balance	Encumbrance	Unencumbered Balance
Fund:	001									
	001-0000	GENERAL FUND	\$ 14,742,812.03	\$ 1,045,838.32	\$ 8,400,146.97	\$ 3,066,772.51	\$ 10,847,304.80	\$ 12,295,654.20	\$ 1,512,535.26	\$ 10,783,118.94
			\$ 14,742,812.03	\$ 1,045,838.32	\$ 8,400,146.97	\$ 3,066,772.51	\$ 10,847,304.80	\$ 12,295,654.20	\$ 1,512,535.26	\$ 10,783,118.94
Fund:	003									
	003-0000	PERMANENT IMPROVEMENT FUND	377,988.01	18,590.00	180,948.07	65,716.66	215,353.84	343,582.24	187,386.66	156,195.58
			\$ 377,988.01	\$ 18,590.00	\$ 180,948.07	\$ 65,716.66	\$ 215,353.84	\$ 343,582.24	\$ 187,386.66	\$ 156,195.58
Fund:	006									
	006-0000	FOOD SERVICES FUND	253,327.71	16,061.61	308,232.98	52,471.28	433,650.79	127,909.90	154,577.17	(26,667.27)
			\$ 253,327.71	\$ 16,061.61	\$ 308,232.98	\$ 52,471.28	\$ 433,650.79	\$ 127,909.90	\$ 154,577.17	\$ (26,667.27)
Fund:	007									
	007-9691	STAFF TRUST FUND HIGH SCHOOL	56.08	0.00	0.00	0.00	0.00	56.08	0.00	56.08
	007-9692	STAFF TRUST FUND MIDDLE SCHOOL	1,867.63	0.00	150.00	0.00	0.00	2,017.63	0.00	2,017.63
	007-9693	STAFF TRUST FUND ELEMENTARY	1,574.35	0.00	0.00	0.00	0.00	1,574.35	0.00	1,574.35
	007-9904	RECYCLING SCHOLARSHIP	3,080.27	0.00	134.65	0.00	0.00	3,214.92	0.00	3,214.92
	007-9905	RED CROSS SCHOLARSHIP	250.00	0.00	0.00	0.00	0.00	250.00	0.00	250.00
			\$ 6,828.33	\$ 0.00	\$ 284.65	\$ 0.00	\$ 0.00	\$ 7,112.98	\$ 0.00	\$ 7,112.98
Fund:	018									
	018-9421	HIGH SCHOOL PUBLIC SCHOOL SUPPORT	68.50	5.00	773.40	216.00	399.07	442.83	0.00	442.83
	018-9422	MIDDLE SCHOOL PUBLIC SCHOOL SUPPORT	2,465.92	0.00	610.39	378.18	2,419.02	657.29	1,199.88	(542.59)
	018-9423	ELEMENTARY SCHOOL PUBLIC SCHOOL SUPPORT	2,259.41	270.00	3,030.45	0.00	2,635.75	2,654.11	404.66	2,249.45
	018-9521	SARAH CURRY FLOWER FUND	1,884.78	0.00	0.00	0.00	0.00	1,884.78	0.00	1,884.78
	018-9522	MIDDLE SCHOOL WASHINGTON DC TRIP FUND	13,545.05	8,475.00	68,798.00	8,080.60	12,345.10	69,997.95	75,005.65	(5,007.70)
	018-9523	6TH GRADE OUTDOOR SCHOOL	0.00	179.25	2,567.00	0.00	3,800.00	(1,233.00)	3,800.00	(5,033.00)
			\$ 20,223.66	\$ 8,929.25	\$ 75,779.24	\$ 8,674.78	\$ 21,598.94	\$ 74,403.96	\$ 80,410.19	\$ (6,006.23)
Fund:	019									
	019-9907	CRESTVIEW EDUCATIONAL FOUNDATION GRANTS	494.11	0.00	0.00	0.00	128.96	365.15	0.00	365.15
	019-9941	Green Team Grant	461.95	0.00	0.00	0.00	0.00	461.95	0.00	461.95
	019-9950	RCF-ART GRANT-OLER	0.00	0.00	1,500.00	0.00	0.00	1,500.00	0.00	1,500.00
	019-9951	RCF-HS GENETICS-RUCKER	0.00	0.00	1,041.35	0.00	878.98	162.37	0.00	162.37
	019-9952	RCF-ENGINEER GRANT-SOUDER	0.00	0.00	1,500.00	0.00	0.00	1,500.00	1,498.31	1.69
			\$ 956.06	\$ 0.00	\$ 4,041.35	\$ 0.00	\$ 1,007.94	\$ 3,989.47	\$ 1,498.31	\$ 2,491.16
Fund:	022									
	022-9001	RETIREMENT CLEARING ACCOUNT	65,367.08	79,366.40	726,255.43	87,206.00	719,911.28	71,711.23	0.00	71,711.23
	022-9002	WORKERS COMPENSATION ACCOUNT	12,011.70	1,713.05	11,967.65	0.00	20,927.00	3,052.35	0.00	3,052.35

CRESTVIEW LOCAL SCHOOLS

Cash Summary Report

	Full Account Code	Description	Initial Cash	MTD Received	FYTD Received	MTD Expended	FYTD Expended	Fund Balance	Encumbrance	Unencumbered Balance
Fund:	034	034-0000CLASSROOM FACILITIES MAINT FUND (.5 MILL)	\$ 77,378.78	\$ 81,079.45	\$ 738,223.08	\$ 87,206.00	\$ 740,838.28	\$ 74,763.58	\$ 0.00	\$ 74,763.58
			\$ 24,633.82	\$ 6,622.00	\$ 34,927.41	\$ 0.00	\$ 133,967.88	\$ (74,406.65)	\$ 0.00	\$ (74,406.65)
			\$ 24,633.82	\$ 6,622.00	\$ 34,927.41	\$ 0.00	\$ 133,967.88	\$ (74,406.65)	\$ 0.00	\$ (74,406.65)
Fund:	070	070-0000CAPITAL PROJECTS FUND	2,163,717.00	2,000,000.00	2,000,000.00	0.00	0.00	4,163,717.00	0.00	4,163,717.00
			\$ 2,163,717.00	\$ 2,000,000.00	\$ 2,000,000.00	\$ 0.00	\$ 0.00	\$ 4,163,717.00	\$ 0.00	\$ 4,163,717.00
Fund:	200	200-9126INDUSTRIAL ART MASS PRODUCTION	5,568.48	0.00	180.00	219.93	1,480.41	4,268.07	23.99	4,244.08
			419.74	0.00	0.00	71.95	71.95	347.79	15.99	331.80
			2,129.29	1,435.27	2,992.33	984.77	4,236.77	884.85	15.98	868.87
Fund:	200	200-9141NAT'L HONOR SOCIETY	1,098.88	0.00	0.00	0.00	1,098.88	0.00	0.00	0.00
			4,470.25	0.00	0.00	0.00	2,190.33	2,279.92	0.00	2,279.92
			3,871.19	80.00	560.00	0.00	0.00	4,431.19	1,300.00	3,131.19
Fund:	200	200-9225CLASS OF 2025	1,612.00	270.00	1,684.86	0.00	284.18	3,012.68	0.00	3,012.68
			741.00	70.00	560.00	0.00	0.00	1,301.00	0.00	1,301.00
			0.00	50.00	540.00	0.00	0.00	540.00	0.00	540.00
Fund:	200	200-9228CLASS OF 2028	9,752.44	0.00	2,660.00	0.00	1,558.16	10,854.28	0.00	10,854.28
			2,791.64	0.00	8,492.45	250.00	1,957.43	9,326.66	388.94	8,937.72
			7,888.16	175.00	805.00	0.00	251.34	8,441.82	0.00	8,441.82
Fund:	200	200-9680YEARBOOK	19.74	0.00	0.00	0.00	0.00	19.74	0.00	19.74
			42.47	0.00	0.00	0.00	0.00	42.47	0.00	42.47
			\$ 40,405.28	\$ 2,080.27	\$ 18,474.64	\$ 1,526.65	\$ 13,129.45	\$ 45,750.47	\$ 1,744.90	\$ 44,005.57
Fund:	300	300-9002MIDDLE SCHOOL LIBRARY	210.25	(755.00)	1,340.55	0.00	1,340.18	210.62	0.00	210.62
			494.65	755.00	3,711.34	0.00	3,711.04	494.95	0.00	494.95
			4,675.01	0.00	1,625.00	1,510.58	3,289.93	3,010.08	2,175.99	834.09
Fund:	300	300-9113DRAMA CLUB	605.16	0.00	0.00	0.00	0.00	605.16	307.00	298.16
			2,362.37	0.00	110.00	0.00	1,610.70	861.67	0.00	861.67
			3,465.89	0.00	0.00	0.00	153.68	3,312.21	261.20	3,051.01
Fund:	300	300-9134BAND	51,755.77	1,523.34	34,599.66	3,478.39	36,355.02	50,000.41	25,498.75	24,501.66
			7,690.84	6,488.00	96,055.60	3,799.09	109,290.25	(5,543.81)	47,611.43	(53,155.24)
			2,832.75	0.00	930.75	0.00	0.00	3,763.50	903.00	2,860.50
Fund:	300	300-9511BASEBALL COACH'S FUND	1,549.46	0.00	0.00	0.00	0.00	1,549.46	0.00	1,549.46
			6,280.62	0.00	0.00	0.00	0.00	6,280.62	0.00	6,280.62
			19,360.30	2,550.00	4,125.00	0.00	6,011.35	17,473.95	3,632.45	13,841.50
Fund:	300	300-9512BOYS BASKETBALL COACH'S FUND	3,521.46	0.00	2,469.89	0.00	1,522.44	4,468.91	1,177.84	3,291.07

CRESTVIEW LOCAL SCHOOLS
Cash Summary Report

	Full Account Code	Description	Initial Cash	MTD Received	FYTD Received	MTD Expended	FYTD Expended	Fund Balance	Encumbrance	Unencumbered Balance
	300-9526	MS TRACK COACH'S FUND	\$ 300.00	\$ 0.00	\$ 0.00	\$ 0.00	\$ 0.00	\$ 300.00	\$ 0.00	\$ 300.00
	300-9527	TRACK COACH'S FUND	191.25	0.00	0.00	0.00	0.00	191.25	0.00	191.25
	300-9528	WRESTLING COACH'S FUND	355.05	0.00	0.00	0.00	0.00	355.05	0.00	355.05
	300-9531	HS GIRLS BASKETBALL COACH'S FUND	1,069.48	0.00	2,234.00	58.84	1,935.58	1,367.90	950.49	417.41
	300-9533	GIRLS SOCCER COACH'S FUND	2,073.33	0.00	0.00	0.00	0.00	2,073.33	0.00	2,073.33
	300-9534	SOFTBALL COACH'S FUND	3,964.35	0.00	1,568.23	0.00	0.00	5,532.58	0.00	5,532.58
	300-9535	VOLLEYBALL COACH'S FUND	1,135.96	0.00	3,736.00	0.00	2,918.18	1,953.78	0.00	1,953.78
	300-9537	SWIM Coaches Fund	1,886.43	0.00	0.00	0.00	0.00	1,886.43	0.00	1,886.43
	300-9553	HS CHEERLEADING COACH'S FUND	315.53	0.00	2,660.33	0.00	2,640.10	335.76	0.00	335.76
	300-9554	MIDDLE SCHOOL CHEERLEADING FUND	1,238.41	0.00	0.00	0.00	1,074.00	164.41	0.00	164.41
			\$ 117,334.32	\$ 10,561.34	\$ 155,166.35	\$ 8,846.90	\$ 171,852.45	\$ 100,648.22	\$ 82,518.15	\$ 18,130.07
Fund:	439									
	439-9224	PUBLIC SCHOOL PRESCHOOL-FY24	0.00	0.00	3,624.72	0.00	3,624.72	0.00	0.00	0.00
	439-9225	PUBLIC SCHOOL PRESCHOOL-FY25	0.00	9,376.70	65,013.79	9,376.70	65,013.79	0.00	0.00	0.00
			\$ 0.00	\$ 9,376.70	\$ 68,638.51	\$ 9,376.70	\$ 68,638.51	\$ 0.00	\$ 0.00	\$ 0.00
Fund:	451									
	451-9200	NETWORK CONNECTIVITY AND ONENET	0.00	0.00	3,000.00	0.00	0.00	3,000.00	0.00	3,000.00
			\$ 0.00	\$ 0.00	\$ 3,000.00	\$ 0.00	\$ 0.00	\$ 3,000.00	\$ 0.00	\$ 3,000.00
Fund:	499									
	499-9224	FY24 SCHOOL SAFETY GRANT-ATTORNEY GENERAL	4,129.70	0.00	0.00	0.00	3,828.00	301.70	0.00	301.70
			\$ 4,129.70	\$ 0.00	\$ 0.00	\$ 0.00	\$ 3,828.00	\$ 301.70	\$ 0.00	\$ 301.70
Fund:	507									
	507-9010	ARP ESSER	14,163.51	0.00	166,615.10	0.00	180,778.61	0.00	0.00	0.00
			\$ 14,163.51	\$ 0.00	\$ 166,615.10	\$ 0.00	\$ 180,778.61	\$ 0.00	\$ 0.00	\$ 0.00
Fund:	516									
	516-9225	FY25 IDEA-B	0.00	41,514.62	184,954.91	27,770.93	185,198.81	(243.90)	845.71	(1,089.61)
			\$ 0.00	\$ 41,514.62	\$ 184,954.91	\$ 27,770.93	\$ 185,198.81	\$ (243.90)	\$ 845.71	\$ (1,089.61)
Fund:	572									
	572-9224	FY24 TITLE I-A	(6,558.54)	0.00	38,948.93	0.00	32,390.39	0.00	0.00	0.00
	572-9225	FY25 TITLE I-A	0.00	49,540.97	216,403.07	29,069.75	216,403.07	0.00	18,618.29	(18,618.29)
			\$ (6,558.54)	\$ 49,540.97	\$ 255,352.00	\$ 29,069.75	\$ 248,793.46	\$ 0.00	\$ 18,618.29	\$ (18,618.29)
Fund:	584									
	584-9225	FY25 TITLE IV	0.00	0.00	21,710.44	0.00	21,710.44	0.00	0.00	0.00
			\$ 0.00	\$ 0.00	\$ 21,710.44	\$ 0.00	\$ 21,710.44	\$ 0.00	\$ 0.00	\$ 0.00
Fund:	590									
	590-9224	FY24 TITLE II-A	(29,257.68)	0.00	29,257.68	0.00	0.00	0.00	0.00	0.00
	590-9225	FY25 TITLE II-A	0.00	0.00	19,086.72	434.70	25,571.84	(6,485.12)	3,126.66	(9,611.78)
			\$ (29,257.68)	\$ 0.00	\$ 48,344.40	\$ 434.70	\$ 25,571.84	\$ (6,485.12)	\$ 3,126.66	\$ (9,611.78)

Grand Total	\$ 17,808,081.99	\$ 3,290,194.53	\$ 12,664,840.10	\$ 3,357,866.86	\$ 13,313,224.04	\$ 17,159,698.05	\$ 2,043,261.30	\$ 15,116,436.75
-------------	------------------	-----------------	------------------	-----------------	------------------	------------------	-----------------	------------------

Wealth Management
Park National Bank
PO Box 3500
Newark OH 43058-9983



For questions concerning your account, please contact your account administrator(s):
Scott A Heimann 419-525-8774
scott.heimann@parknationalbank.com

Confidential Statement of Account

February 1, 2025 Through February 28, 2025

Crestview Local School Managing Agency
Account Number: R607

Robin Klenk
150 Trease Road
Lexington, OH 44904

Investments may not be FDIC insured or bank guaranteed, and may lose value.

Account Summary

Beginning Market Value :		\$ 3,927,825.68
Receipts :		
Cash Deposits :	0.00	
Asset Deposits :	0.00	
Total Receipts :		0.00
Payments :		
Disbursements :	-250,000.00	
Withdrawals and Distributions :	0.00	
Administrative Expenses :	-413.66	
Total Payments :		-250,413.66
Investment Income :		
Tax Free Income :	0.00	
Taxable Interest :	14,334.39	
Dividends :	0.00	
Return of Capital (Income Assets Only) :	0.00	
Other Income :	0.00	
Total Investment Income :		14,334.39
Investment Change :	0.00	
Total Investment Change :		0.00
Ending Market Value :		\$ 3,691,746.41

Portfolio Summary

February 28, 2025	Portfolio %	Cost Basis	Market Value	Estimated Ann Inc	Current Yield
Cash Equivalents	100.00%	3,691,746.41	3,691,746.41	156,530.05	4.24%
<i>Total Portfolio</i>	100.00 %	3,691,746.41	3,691,746.41	156,530.05	4.24%
<i>Net Cash</i>			0.00		
<i>Total Market Value</i>			3,691,746.41		

Portfolio Components May Not Equal 100% Due To Rounding

Summary Of Investment Holdings

Shares or Par Value	Investment Category	Cost Basis	Unit Value	Market Value	Estimated Ann Inc	Curr Yield	% Port
<u>Money Markets - Taxable</u>							
3,691,746.41	Northern Instl Government Select Portfoli	3,691,746.41	1.00	3,691,746.41	156,530.05	4.24%	100.00%
<i>Totals</i>		3,691,746.41		3,691,746.41	156,530.05	4.24%	100.00%
<i>Total Investments</i>		3,691,746.41		3,691,746.41	156,530.05	4.24%	100.00%
<i>Plus Net Cash</i>				0.00			
<i>Total Market Value</i>				3,691,746.41			

Gain or Loss amounts and transactions, as shown, may not reflect the amount to be used for income tax purposes.

February 01, 2025 through February 28, 2025

Account Name : Crestview Local School Managing Agency

Account No : R607

Account Transactions

Date	Description	Income	Principal	Tax Cost
	<i>Starting Balances</i>	\$ 378,185.40	\$ -378,185.40	\$ 0.00
	<u>Interest</u>			
02/03/2025	Daily Factor - Interest	14,334.39		
	Northern Instl Government Select Portfoli			
	Payable Date : 01/31/2025			
	Interest From 01/01/2025 To 01/31/2025			
	Sub Total	14,334.39	0.00	0.00
	<u>Disbursements</u>			
02/07/2025	Cash Disbursement		-250,000.00	
	Distribution Per Request			
	Paid To : Crestview Local School			
	Paid For : Crestview Local School			
	Per request 2/6/25			
	cr checking ending 0878			
	Sub Total	0.00	-250,000.00	0.00
	<u>Administrative Expenses</u>			
02/03/2025	Market Fee	-206.83	-206.83	
	Market Value: 3,927,825.68			
	Sub Total	-206.83	-206.83	0.00
	<u>Money Market Activity</u>			
	1 Purchase(s) For	13,920.73		
	1 Sale(s) For	-250,000.00		
	<i>Ending Balances</i>	\$ 392,312.96	\$ -392,312.96	\$ 0.00

Disclosures

This trust statement should not be used for income tax purposes.

The Bank has entered into agreements with mutual fund processors that may result in our receiving fees from some of the investments in your account. Such fees will be retained as compensation and for recovery of cost in transacting and holding mutual funds. The fees typically range from zero to fifty basis points. This is not an increase in fees or expenses that you are currently paying. Receiving these fees will not adversely impact the investment performance of your account. Mutual fund shares are not insured or guaranteed by the Federal Deposit Insurance Corporation (FDIC) or any other agency of the U.S. government, unlike bank deposits. If you would like further explanation, please contact your account administrator.

Securities, mutual funds, and other investment products are not FDIC insured, not bank guaranteed, and may lose value.

Ohio Trust Code Disclosure

This is to notify you that Section 5810.05(A) of the Ohio Trust Code indicates that you have two years after the date this report was sent to commence a proceeding against the trustee.



Post Office Box 3500
Newark, OH 43058-9983

Statement Ending 01/31/2025

CRESTVIEW LOCAL SCHOOL

Page 1 of 4

Account Number: XXXXXXXXXXXX0593

RETURN SERVICE REQUESTED

CRESTVIEW LOCAL SCHOOL
1575 STATE ROUTE 96
ASHLAND OH 44805-9262

Managing Your Accounts



Address

3 N. Main Street
Mansfield, OH 44902



Customer Care

888-474-PARK (7275)



Visit us online

parknationalbank.com

Summary of Accounts

For additional information about this account, visit the Depositor Control Panel (www.depositorcontrol.com). This secure website allows you to view interest rates, placements of funds, and more. If you have trouble logging on, please contact us.

Account Type	Account Number	Ending Balance
BUS PROMONTORY ICS MMA	XXXXXXXXXXXX0593	\$262,178.21

BUS PROMONTORY ICS MMA - XXXXXXXXXXXX0593

Account Summary

Date	Description	Amount
01/01/2025	Beginning Balance	\$201,855.72
	5 Credit(s) This Period	\$325,322.49
	3 Debit(s) This Period	\$265,000.00
01/31/2025	Ending Balance	\$262,178.21

Account Activity

Post Date	Description	Debits	Credits	Balance
01/01/2025	Beginning Balance			\$201,855.72
01/02/2025	Transfer to DDA 0878	\$188,000.00		\$13,855.72
01/10/2025	Transfer from DDA 0878		\$125,000.00	\$138,855.72
01/16/2025	Transfer to DDA 0878	\$50,000.00		\$88,855.72
01/17/2025	Transfer to DDA 0878	\$27,000.00		\$61,855.72
01/21/2025	Transfer from DDA 0878		\$60,000.00	\$121,855.72
01/22/2025	Transfer from DDA 0878		\$40,000.00	\$161,855.72
01/24/2025	Transfer from DDA 0878		\$100,000.00	\$261,855.72
01/31/2025	INTEREST POSTING FOR DDA 1080109170593		\$322.49	\$262,178.21
01/31/2025	Ending Balance			\$262,178.21

Daily Balances

Date	Amount	Date	Amount	Date	Amount
01/02/2025	\$13,855.72	01/17/2025	\$61,855.72	01/24/2025	\$261,855.72
01/10/2025	\$138,855.72	01/21/2025	\$121,855.72	01/31/2025	\$262,178.21
01/16/2025	\$88,855.72	01/22/2025	\$161,855.72		



Statement Ending 01/31/2025

CRESTVIEW LOCAL SCHOOL

Page 2 of 4

Account Number: XXXXXXXXXXXX0593

BUS PROMONTORY ICS MMA - XXXXXXXXXXXX0593 (continued)

Overdraft and Returned Item Fees

	Total for this period	Total year-to-date	Previous year-to-date
Total Overdraft Fees	\$0.00	\$0.00	\$0.00
Total Returned Item Fees	\$0.00	\$0.00	\$0.00

CheckLine Finance Charges

The amount of the finance charge incurred during this billing cycle, as disclosed within the CheckLine Account Summary, if applicable, was computed by calculating the sum of the product of actual daily balance during the billing cycle multiplied by the Daily Periodic Rate. The sum of all actual daily balances for each day of the current billing cycle (excluding any previously billed but unpaid finance charge) divided by the number of days in the current billing cycle is disclosed within the CheckLine Account Summary section as the "Average Daily Balance."

Notice of Negative Furnishing

We may report information about your account to credit bureaus. Late payments, missed payments, or other defaults on your account may be reflected in your credit report.

In Case of Errors or Questions about your Electronic Transfers (Consumer/Personal Accounts Only)

Telephone us at 888-474-7275 or Write us at the address on the face of this statement as soon as you can, if you think your statement or receipt is wrong or if you need more information about a transfer on the statement or receipt. We must hear from you no later than 60 days after we sent you the FIRST statement on which the error or problem appeared.

- (1) Tell us your name and account number (if any).
- (2) Describe the error or the transfer you are unsure about, and explain as clearly as you can why you believe it is an error or why you need more information.
- (3) Tell us the dollar amount of the suspected error.

We will investigate your complaint and will correct any error promptly. If we take more than 10 business days to do this, we will credit your account for the amount you think is in error, so that you will have the use of the money during the time it takes us to complete our investigation.

THIS PAGE LEFT INTENTIONALLY BLANK



P.O. Box 7177
Dublin, OH 43017

Account Statement

February 01, 2025 - February 28, 2025

ACCOUNT NUMBER

15581

REGISTRATION

CRESTVIEW LOCAL BD of ED
ATTN ROBIN KLENK
1575 ST RT 96
ASHLAND, OH 44805

Return Service Requested

0000899-0000946 PDFE 001 ----- 752411



CRESTVIEW LOCAL BD OF ED
ATTN ROBIN KLENK
1575 ST RT 96
ASHLAND, OH 44805

Client Services



Call: 800-648-STAR (7827)



Visit our website: www.tos.ohio.gov/star-ohio



Funds Management
STAR Ohio
Columbus, OH 43260

Shareholder Message Center

Tips to Help Maintain the Security of Your STAR Ohio Account:

- * Never click on unverified links or open suspicious attachments, including unexpected invoices
- * Only download from trusted sites
- * Don't respond to or open emails from unknown or unexpected senders
- * Pay close attention to the sender's name in emails, ensuring it is legitimate
- * Be wary of emails or invoices stating a sense of urgency and a resulting consequence
- * Any misspellings, grammar errors, or strange diction in emails should be considered suspicious - promptly report to your IT department
- * Keep passwords and authorization codes in a secure and safe offline location; don't share them with others
- * Only access financial accounts using a trusted, secure device
- * Make sure your PC is up to date with the latest versions of software and most recent patches

STAR Ohio will be closed on Friday, April 18, 2025 for Good Friday.

As a reminder, a 24 hr. advanced notification for both purchase and redemption transactions over \$100 million is highly recommended. Advanced notification allows the STAR Ohio fund to invest timely to achieve the best yield possible. For questions or to make updates to your account, contact us Monday through Friday from 8:30 a.m. to 5:00 p.m. at info@starohio.com or 1.800.648.STAR(7827).

ACCOUNT SUMMARY

Funds	Total Shares	Share Price	Share Value
STAR Ohio	2,435,031.290	\$1.0000	\$2,435,031.29

DISTRIBUTION SUMMARY

Funds	YTD Earnings	Reinvestment Option
	Income	Income
STAR Ohio	\$18,344.24	Reinvest

TRANSACTIONS

STAR Ohio Account Number: 15581

30 Day Yield = 4.50%

Date	Transaction Type	To/From Account Number	Shares	Share Price	Gross Amount	Share Value
	Beginning Shares Balance		2,426,670.650	\$1.00		\$2,426,670.65
02/28/2025	Income Dividend Reinvestment		8,360.640	\$1.00	\$8,360.64	2,435,031.29
	Closing Balance		2,435,031.290	\$1.00		\$2,435,031.29

Crestview LSD

Investment Report

As of February 28, 2025



MEEDER

PUBLIC FUNDS



OBSERVATIONS AND EXPECTATIONS

- Market participants are expecting about two Federal Reserve rate cuts for 2025
- Fed Chair Powell recently stated that the labor market is in balance
- Consumer prices have been trending higher the past few months
- Both 2Y and 5Y U.S. Treasury rates are below Oct 2023 cycle highs but have rebounded materially since last September

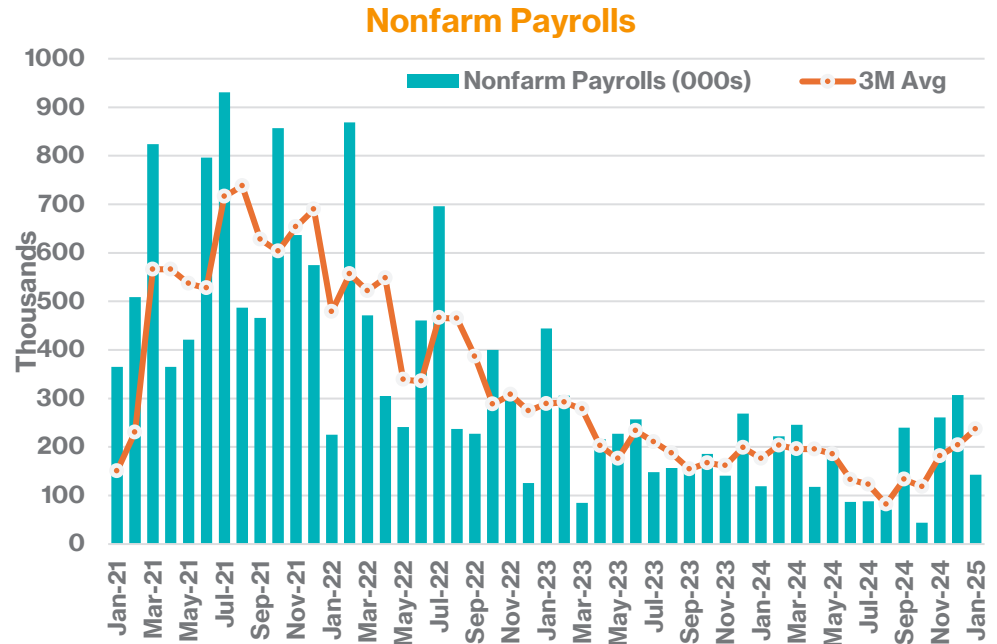
Dec 2025 Expected Fed Funds Rate

- The Fed Funds futures market continually prices where it expects the Funds rate to be heading.
- At the end of February, the futures market was showing about two 0.25% Fed cuts in 2025, with the rate ending at approximately 3.9%.

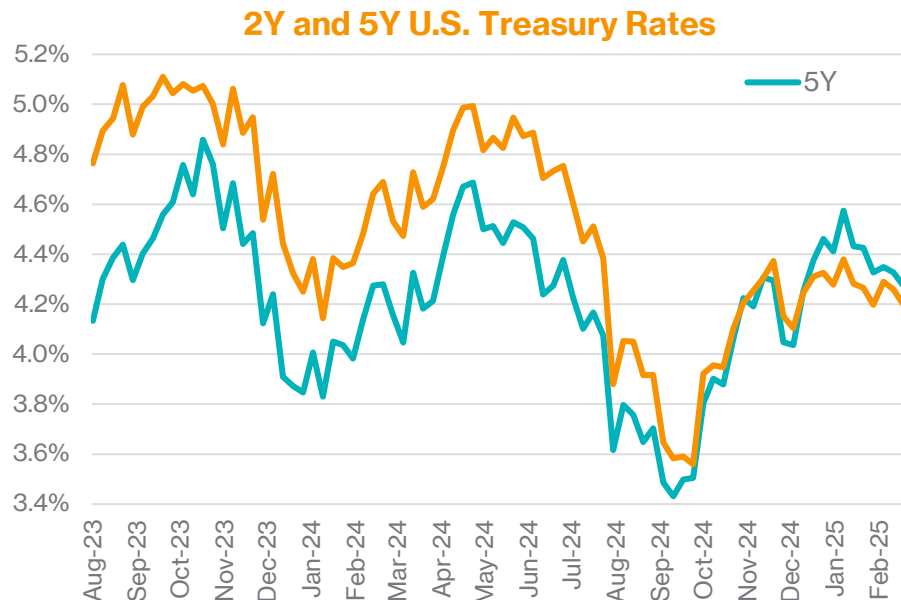


SOURCE: BLOOMBERG, CME AS OF 2/24/25

- The 3-month average for job creation has been climbing since last September.
- Unemployment remains low with a rate of 4.0% for January.



SOURCE: BLOOMBERG, DEPARTMENT OF LABOR



- Inflation has been trending higher since September of last year.
- Grocery prices climbed 0.5% in January, compared with 0.3% in December, as egg prices surged more than 15% amid shortages caused by outbreak of avian flu.

SOURCE: BLOOMBERG, 2025* RATE AS OF 2/24/25

Contents

Portfolio Summary	5
Position Statement	6
Transaction Statement	11
Income/Dividend Received	12
Contribution/Withdrawals and Expenses	13
Projected Income	14

Portfolio Summary

3.36

Weighted Average Yield to Maturity

2.44

Weighted Average Maturity (Years)

2.26

Portfolio Effective Duration (Years)

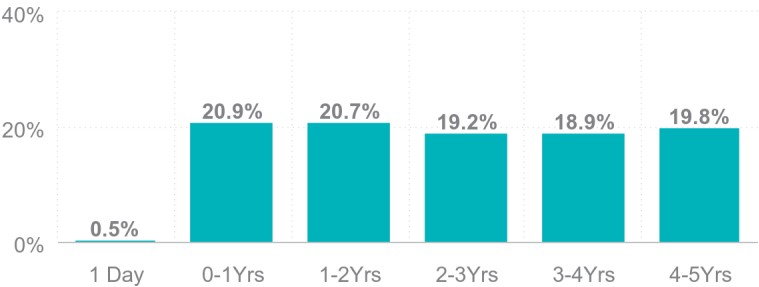
2.44

Weighted Average Life (Years)

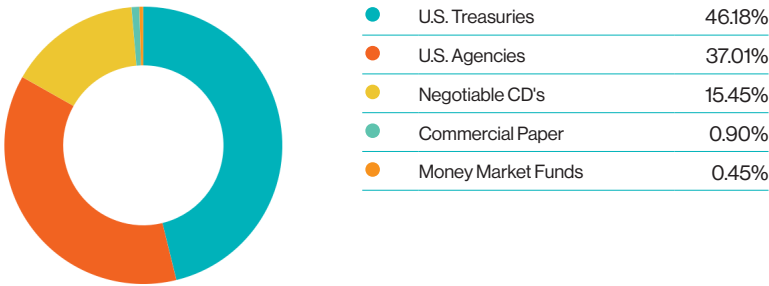
AA+

Average Credit Rating

Maturity Distribution



Sector Allocation

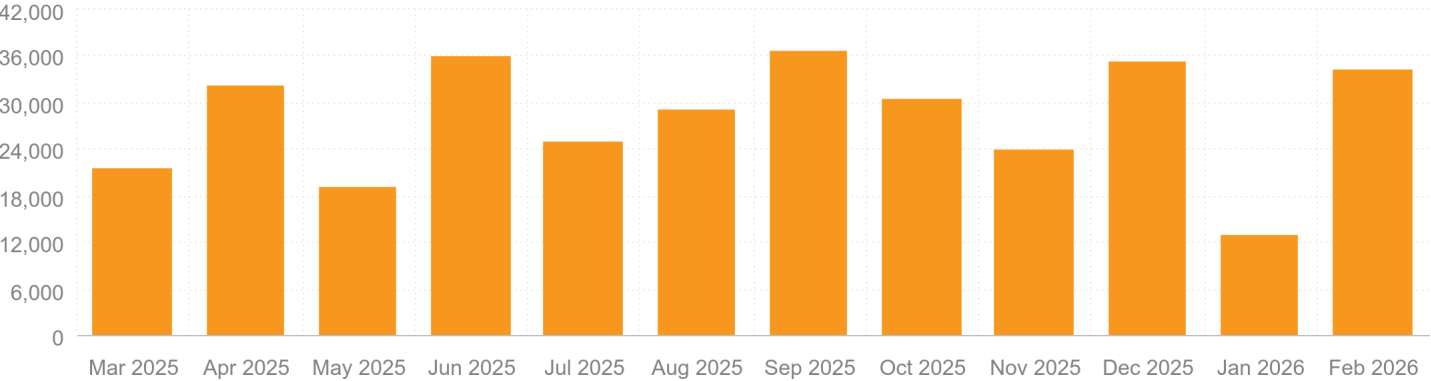


MEEDER
PUBLIC FUNDS

Custodial Reconciliation

	CURRENT MONTH
Beginning	10,853,204.61
Contributions/Withdrawals	0.00
Management Fees	(837.99)
Custodian Fees	(67.73)
Realized Gains Losses	5,619.14
Purchased Interest	0.00
Interest Received	28,092.02
ENDING	10,886,010.05

Projected Monthly Income Schedule





Position Statement

CUSIP	DESCRIPTION	TRADE DATE SETTLE DATE	PAR VALUE	PRINCIPAL COST PURCHASED INTEREST	TOTAL COST	YIELD TO MATURITY	MATURITY DATE	DAYS TO MATURITY	MARKET PRICE MARKET VALUE	UNREALIZED GAIN/LOSS BOOK VALUE	% OF MV	MOODY'S S&P RATING
CRESTVIEW LSD												
LGIP												
139999999	STAR Ohio	02/28/2025 02/28/2025	2,435,031.29	2,435,031.29 0.00	2,435,031.29	4.48		1	1.00 2,435,031.29	0.00 2,435,031.29	18.20	AAA
LGIP TOTAL			2,435,031.29	2,435,031.29 0.00	2,435,031.29	4.48		1	1.00 2,435,031.29	0.00 2,435,031.29	18.20	AAA
MONEY MARKET FUNDS												
31846V567	FIRST AMER:GVT OBLG:Z	02/28/2025 02/28/2025	49,325.68	49,325.68 0.00	49,325.68	4.25		1	1.00 49,325.68	0.00 49,325.68	0.37	Aaa AAA
MONEY MARKET FUNDS TOTAL			49,325.68	49,325.68 0.00	49,325.68	4.25		1	1.00 49,325.68	0.00 49,325.68	0.37	AAA
COMMERCIAL PAPER												
62479LSP1	MUFG BANK NY 05/23/25	08/26/2024 08/26/2024	100,000.00	96,580.00 0.00	96,580.00	4.69	05/23/2025	84	98.95 98,948.67	2,368.67 96,580.00	0.74	P-1 A-1
COMMERCIAL PA-PER TOTAL			100,000.00	96,580.00 0.00	96,580.00	4.69		84	98.95 98,948.67	2,368.67 96,580.00	0.74	A-1
U.S. TREASURIES												
912828ZF0	US TREASURY 0.500 03/31/25	10/27/2021 10/29/2021	80,000.00	78,996.88 0.00	78,996.88	0.87	03/31/2025	31	99.70 79,759.38	762.50 78,996.88	0.60	Aaa AA+
912828ZF0	US TREASURY 0.500 03/31/25	06/29/2021 06/30/2021	100,000.00	99,511.72 0.00	99,511.72	0.63	03/31/2025	31	99.70 99,699.22	187.50 99,511.72	0.75	Aaa AA+
912828ZL7	US TREASURY 0.375 04/30/25	10/27/2021 10/28/2021	100,000.00	98,199.22 0.00	98,199.22	0.90	04/30/2025	61	99.36 99,359.38	1,160.16 98,199.22	0.74	Aaa AA+
912828ZT0	US TREASURY 0.250 05/31/25	10/28/2021 10/29/2021	100,000.00	97,582.03 0.00	97,582.03	0.94	05/31/2025	92	99.01 99,011.72	1,429.69 97,582.03	0.74	Aaa AA+
912828ZW3	US TREASURY 0.250 06/30/25	06/14/2021 06/15/2021	200,000.00	197,343.75 0.00	197,343.75	0.58	06/30/2025	122	98.70 197,390.63	46.88 197,343.75	1.48	Aaa AA+
91282CAB7	US TREASURY 0.250 07/31/25	06/29/2021 06/30/2021	100,000.00	98,113.28 0.00	98,113.28	0.72	07/31/2025	153	98.34 98,343.75	230.47 98,113.28	0.73	Aaa AA+
91282CAM3	US TREASURY 0.250 09/30/25	10/28/2021 10/29/2021	100,000.00	97,117.19 0.00	97,117.19	1.00	09/30/2025	214	97.72 97,722.66	605.47 97,117.19	0.73	Aaa AA+
91282CAT8	US TREASURY 0.250 10/31/25	07/29/2021 07/30/2021	200,000.00	196,921.88 0.00	196,921.88	0.62	10/31/2025	245	97.42 194,843.75	(2,078.13) 196,921.88	1.46	Aaa AA+
91282CBH3	US TREASURY 0.375 01/31/26	01/14/2022 01/18/2022	150,000.00	143,619.14 0.00	143,619.14	1.46	01/31/2026	337	96.61 144,919.92	1,300.78 143,619.14	1.08	Aaa AA+
91282CGL9	US TREASURY 4.000 02/15/26	05/16/2024 05/17/2024	140,000.00	138,009.38 0.00	138,009.38	4.86	02/15/2026	352	99.84 139,775.78	1,766.40 138,009.38	1.04	Aaa AA+
91282CCF6	US TREASURY 0.750 05/31/26	06/14/2021 06/15/2021	200,000.00	199,773.44 0.00	199,773.44	0.77	05/31/2026	457	95.99 191,976.56	(7,796.88) 199,773.44	1.43	Aaa AA+
912828Y95	US TREASURY 1.875 07/31/26	06/27/2023 06/28/2023	200,000.00	185,695.31 0.00	185,695.31	4.37	07/31/2026	518	97.04 194,078.13	8,382.82 185,695.31	1.45	Aaa AA+



Position Statement

CUSIP	DESCRIPTION	TRADE DATE SETTLE DATE	PAR VALUE	PRINCIPAL COST PURCHASED INTEREST	TOTAL COST	YIELD TO MATURITY	MATURITY DATE	DAYS TO MATURITY	MARKET PRICE MARKET VALUE	UNREALIZED GAIN/LOSS BOOK VALUE	% OF MV	MOODY'S S&P RATING
91282CCZ2	US TREASURY 0.875 09/30/26	09/28/2021 09/30/2021	125,000.00	124,174.80 0.00	124,174.80	1.01	09/30/2026	579	95.22 119,023.44	(5,151.36) 124,174.80	0.89	Aaa AA+
912828U24	US TREASURY 2.000 11/15/26	07/29/2022 08/01/2022	150,000.00	145,406.25 0.00	145,406.25	2.76	11/15/2026	625	96.70 145,048.83	(357.42) 145,406.25	1.08	Aaa AA+
912828YX2	US TREASURY 1.750 12/31/26	06/29/2023 06/30/2023	200,000.00	183,132.81 0.00	183,132.81	4.38	12/31/2026	671	96.07 192,140.63	9,007.82 183,132.81	1.44	Aaa AA+
91282CEF4	US TREASURY 2.500 03/31/27	07/25/2022 07/26/2022	150,000.00	147,375.00 0.00	147,375.00	2.90	03/31/2027	761	97.07 145,605.47	(1,769.53) 147,375.00	1.09	Aaa AA+
91282CEN7	US TREASURY 2.750 04/30/27	12/29/2022 12/30/2022	135,000.00	128,228.90 0.00	128,228.90	4.02	04/30/2027	791	97.46 131,572.27	3,343.37 128,228.90	0.98	Aaa AA+
912828X88	US TREASURY 2.375 05/15/27	12/29/2022 12/30/2022	130,000.00	121,473.83 0.00	121,473.83	4.02	05/15/2027	806	96.61 125,592.19	4,118.36 121,473.83	0.94	Aaa AA+
91282CFB2	US TREASURY 2.750 07/31/27	12/29/2022 12/30/2022	130,000.00	123,271.48 0.00	123,271.48	4.00	07/31/2027	883	97.19 126,343.75	3,072.27 123,271.48	0.94	Aaa AA+
91282CFU0	US TREASURY 4.125 10/31/27	12/19/2022 12/20/2022	65,000.00	66,041.02 0.00	66,041.02	3.76	10/31/2027	975	100.38 65,243.75	(797.27) 66,041.02	0.49	Aaa AA+
91282CFZ9	US TREASURY 3.875 11/30/27	12/16/2022 12/19/2022	145,000.00	146,625.59 0.00	146,625.59	3.63	11/30/2027	1,005	99.73 144,603.52	(2,022.07) 146,625.59	1.08	Aaa AA+
91282CGH8	US TREASURY 3.500 01/31/28	09/06/2024 09/09/2024	20,000.00	19,985.94 0.00	19,985.94	3.52	01/31/2028	1,067	98.70 19,740.63	(245.32) 19,985.94	0.15	Aaa AA+
91282CGH8	US TREASURY 3.500 01/31/28	06/29/2023 06/30/2023	200,000.00	194,203.13 0.00	194,203.13	4.20	01/31/2028	1,067	98.70 197,406.25	3,203.12 194,203.13	1.48	Aaa AA+
91282CGP0	US TREASURY 4.000 02/29/28	07/14/2023 07/17/2023	30,000.00	29,900.39 0.00	29,900.39	4.08	02/29/2028	1,096	100.06 30,018.75	118.36 29,900.39	0.22	Aaa AA+
91282CGP0	US TREASURY 4.000 02/29/28	03/06/2023 03/07/2023	120,000.00	118,607.81 0.00	118,607.81	4.26	02/29/2028	1,096	100.06 120,075.00	1,467.19 118,607.81	0.90	Aaa AA+
91282CHA2	US TREASURY 3.500 04/30/28	09/06/2024 09/09/2024	50,000.00	49,982.42 0.00	49,982.42	3.51	04/30/2028	1,157	98.56 49,281.25	(701.17) 49,982.42	0.37	Aaa AA+
91282CHA2	US TREASURY 3.500 04/30/28	05/19/2023 05/22/2023	150,000.00	148,728.51 0.00	148,728.51	3.69	04/30/2028	1,157	98.56 147,843.75	(884.76) 148,728.51	1.10	Aaa AA+
91282CHQ7	US TREASURY 4.125 07/31/28	02/27/2024 02/28/2024	120,000.00	118,828.13 0.00	118,828.13	4.37	07/31/2028	1,249	100.45 120,534.38	1,706.25 118,828.13	0.90	Aaa AA+
9128284V9	US TREASURY 2.875 08/15/28	10/06/2023 10/10/2023	125,000.00	114,746.09 0.00	114,746.09	4.79	08/15/2028	1,264	96.44 120,546.88	5,800.79 114,746.09	0.90	Aaa AA+
91282CHX2	US TREASURY 4.375 08/31/28	04/12/2024 04/15/2024	60,000.00	59,503.13 0.00	59,503.13	4.58	08/31/2028	1,280	101.23 60,735.94	1,232.81 59,503.13	0.45	Aaa AA+
91282CJA0	US TREASURY 4.625 09/30/28	06/26/2024 06/27/2024	30,000.00	30,273.05 0.00	30,273.05	4.39	09/30/2028	1,310	102.07 30,621.09	348.04 30,273.05	0.23	Aaa AA+
91282CDF5	US TREASURY 1.375 10/31/28	07/03/2024 07/05/2024	60,000.00	52,996.88 0.00	52,996.88	4.37	10/31/2028	1,341	91.16 54,698.44	1,701.56 52,996.88	0.41	Aaa AA+
91282CJN2	US TREASURY 4.375 11/30/28	12/13/2023 12/14/2023	160,000.00	161,418.75 0.00	161,418.75	4.17	11/30/2028	1,371	101.28 162,050.00	631.25 161,418.75	1.21	Aaa AA+
91282CJR3	US TREASURY 3.750 12/31/28	01/16/2024 01/17/2024	100,000.00	99,113.28 0.00	99,113.28	3.95	12/31/2028	1,402	99.10 99,101.56	(11.72) 99,113.28	0.74	Aaa AA+
91282CJW2	US TREASURY 4.000 01/31/29	02/16/2024 02/20/2024	145,000.00	143,147.85 0.00	143,147.85	4.29	01/31/2029	1,433	99.98 144,977.34	1,829.49 143,147.85	1.08	Aaa AA+



Position Statement

CUSIP	DESCRIPTION	TRADE DATE SETTLE DATE	PAR VALUE	PRINCIPAL COST PURCHASED INTEREST	TOTAL COST	YIELD TO MATURITY	MATURITY DATE	DAYS TO MATURITY	MARKET PRICE MARKET VALUE	UNREALIZED GAIN/LOSS BOOK VALUE	% OF MV	MOODY'S S&P RATING
91282CLK5	US TREASURY 3.625 08/31/29	08/29/2024 09/03/2024	180,000.00	179,676.56 0.00	179,676.56	3.66	08/31/2029	1,645	98.45 177,215.63	(2,460.94) 179,676.56	1.32	Aaa AA+
91282CLR0	US TREASURY 4.125 10/31/29	10/29/2024 10/31/2024	165,000.00	164,774.41 0.00	164,774.41	4.16	10/31/2029	1,706	100.48 165,786.33	1,011.92 164,774.41	1.24	Aaa AA+
91282CMA6	US TREASURY 4.125 11/30/29	11/27/2024 12/02/2024	180,000.00	179,943.75 40.80	179,984.55	4.13	11/30/2029	1,736	100.52 180,942.19	998.44 179,943.75	1.35	Aaa AA+
91282CMG3	US TREASURY 4.250 01/31/30	01/28/2025 01/31/2025	170,000.00	169,183.20 0.00	169,183.20	4.36	01/31/2030	1,798	101.05 171,779.69	2,596.49 169,183.20	1.28	Aaa AA+
91282CGQ8	US TREASURY 4.000 02/28/30	02/27/2025 02/28/2025	170,000.00	169,103.52 0.00	169,103.52	4.12	02/28/2030	1,826	99.97 169,946.88	843.36 169,103.52	1.27	Aaa AA+
U.S. TREASURIES TOTAL			5,135,000.00	5,020,729.70 40.80	5,020,770.50	3.15		897	98.48 5,055,356.65	34,626.95 5,020,729.70	37.78	AA+
U.S. AGENCIES												
3135G03U5	FANNIE MAE 0.625 04/22/25	06/13/2024 06/17/2024	90,000.00	86,649.30 0.00	86,649.30	5.17	04/22/2025	53	99.49 89,544.60	2,895.30 86,649.30	0.67	Aaa AA+
3130AMSB9	FHLBANKS 0.700 06/16/25 '25	06/15/2021 06/16/2021	200,000.00	200,000.00 0.00	200,000.00	0.70	06/16/2025	108	98.90 197,806.00	(2,194.00) 200,000.00	1.48	Aaa AA+
3136G4XZ1	FANNIE MAE 0.740 06/30/25 '25	06/25/2020 06/30/2020	100,000.00	100,000.00 0.00	100,000.00	0.74	06/30/2025	122	98.78 98,777.00	(1,223.00) 100,000.00	0.74	Aaa AA+
3134GWNC6	FREDDIE MAC 0.625 08/19/25 '25 MTN	09/29/2022 09/30/2022	100,000.00	89,851.00 0.00	89,851.00	4.41	08/19/2025	172	98.25 98,246.00	8,395.00 89,851.00	0.73	Aaa AA+
3133ENN22	FED FARM CR BNKS 3.750 09/22/25	10/20/2022 10/21/2022	125,000.00	122,000.00 0.00	122,000.00	4.64	09/22/2025	206	99.67 124,586.25	2,586.25 122,000.00	0.93	Aaa AA+
3134GWZV1	FREDDIE MAC 0.650 10/22/25 '25 MTN	10/14/2021 10/15/2021	100,000.00	99,000.00 0.00	99,000.00	0.90	10/22/2025	236	97.63 97,625.00	(1,375.00) 99,000.00	0.73	Aaa AA+
3135G06G3	FANNIE MAE 0.500 11/07/25	11/14/2022 11/15/2022	100,000.00	89,484.00 0.00	89,484.00	4.30	11/07/2025	252	97.53 97,534.00	8,050.00 89,484.00	0.73	Aaa AA+
3133EJ2C2	FED FARM CR BNKS 3.220 12/10/25	05/15/2024 05/16/2024	135,000.00	131,550.08 0.00	131,550.08	4.93	12/10/2025	285	99.17 133,876.80	2,326.72 131,550.08	1.00	Aaa AA+
3133EMUK6	FED FARM CR BNKS 1.050 03/25/26 '24	03/18/2021 03/25/2021	140,000.00	140,000.00 0.00	140,000.00	1.05	03/25/2026	390	96.55 135,175.60	(4,824.40) 140,000.00	1.01	Aaa AA+
3133ERHT1	FED FARM CR BNKS 4.750 04/24/26	07/03/2024 07/05/2024	160,000.00	159,828.80 0.00	159,828.80	4.82	04/24/2026	420	100.66 161,052.80	1,224.00 159,828.80	1.20	Aaa AA+
3133EMZB1	FED FARM CR BNKS 0.960 05/13/26 '24	05/13/2021 05/14/2021	110,000.00	109,780.00 0.00	109,780.00	1.00	05/13/2026	439	96.17 105,791.40	(3,988.60) 109,780.00	0.79	Aaa AA+
3133EMH21	FED FARM CR BNKS 0.900 06/15/26 '24	06/14/2021 06/15/2021	200,000.00	200,000.00 0.00	200,000.00	0.90	06/15/2026	472	95.78 191,562.00	(8,438.00) 200,000.00	1.43	Aaa AA+
3130AN2Q2	FHLBANKS 1.000 06/30/26 '25	06/25/2021 06/30/2021	250,000.00	250,000.00 0.00	250,000.00	1.00	06/30/2026	487	95.85 239,627.50	(10,372.50) 250,000.00	1.79	Aaa AA+
3130APB87	FHLBANKS 1.100 10/13/26 '25	10/14/2021 10/15/2021	100,000.00	99,730.00 0.00	99,730.00	1.16	10/13/2026	592	95.09 95,091.00	(4,639.00) 99,730.00	0.71	Aaa AA+
3130AQJ87	FHLBANKS 1.600 01/19/27 '25	07/25/2022 07/26/2022	150,000.00	140,393.25 0.00	140,393.25	3.14	01/19/2027	690	95.18 142,762.50	2,369.25 140,393.25	1.07	Aaa AA+
3130ALED2	FHLBANKS 1.020 02/24/27 '25	07/25/2022 07/26/2022	150,000.00	136,206.00 0.00	136,206.00	3.20	02/24/2027	726	94.08 141,118.50	4,912.50 136,206.00	1.05	WR AA+



Position Statement

CUSIP	DESCRIPTION	TRADE DATE SETTLE DATE	PAR VALUE	PRINCIPAL COST PURCHASED INTEREST	TOTAL COST	YIELD TO MATURITY	MATURITY DATE	DAYS TO MATURITY	MARKET PRICE MARKET VALUE	UNREALIZED GAIN/LOSS BOOK VALUE	% OF MV	MOODY'S S&P RATING
3133ENTS9	FED FARM CR BNKS 2.600 04/05/27	04/04/2022 04/05/2022	100,000.00	99,719.00 0.00	99,719.00	2.66	04/05/2027	766	97.06 97,061.00	(2,658.00) 99,719.00	0.73	Aaa AA+
3133EMKZ4	FED FARM CR BNKS 0.790 06/21/27 '24	09/22/2022 09/23/2022	120,000.00	102,387.60 0.00	102,387.60	4.24	06/21/2027	843	92.41 110,888.40	8,500.80 102,387.60	0.83	Aaa AA+
3134GWEJ1	FREDDIE MAC 0.950 07/30/27 '25 MTN	07/28/2022 08/01/2022	115,000.00	104,207.25 0.00	104,207.25	2.99	07/30/2027	882	92.35 106,201.35	1,994.10 104,207.25	0.79	Aaa AA+
3133ENL99	FED FARM CR BNKS 3.375 09/15/27	10/21/2022 10/24/2022	135,000.00	128,776.50 0.00	128,776.50	4.43	09/15/2027	929	98.38 132,807.60	4,031.10 128,776.50	0.99	Aaa AA+
3133EMQ70	FED FARM CR BNKS 1.150 10/14/27 '24	03/31/2023 03/31/2023	130,000.00	114,285.60 0.00	114,285.60	4.10	10/14/2027	958	92.29 119,973.10	5,687.50 114,285.60	0.90	Aaa AA+
742651DZ2	PEFCO 3.900 10/15/27	04/27/2023 05/03/2023	40,000.00	40,064.00 0.00	40,064.00	3.86	10/15/2027	959	98.96 39,584.80	(479.20) 40,064.00	0.30	Aaa NA
742651DZ2	PEFCO 3.900 10/15/27	04/28/2023 05/03/2023	35,000.00	34,944.00 0.00	34,944.00	3.94	10/15/2027	959	98.96 34,636.70	(307.30) 34,944.00	0.26	Aaa NA
3133EN4S6	FEDERAL FARM 3.750 12/22/27	12/16/2022 12/22/2022	145,000.00	145,126.15 0.00	145,126.15	3.73	12/22/2027	1,027	99.21 143,854.50	(1,271.65) 145,126.15	1.08	Aaa AA+
3133EPDP7	FED FARM CR BNKS 3.625 03/21/28	03/30/2023 03/31/2023	130,000.00	128,373.70 0.00	128,373.70	3.90	03/21/2028	1,117	98.79 128,429.60	55.90 128,373.70	0.96	Aaa AA+
3133EPNH4	FED FARM CR BNKS 3.875 06/21/28	06/15/2023 06/21/2023	150,000.00	149,332.50 0.00	149,332.50	3.97	06/21/2028	1,209	99.43 149,149.50	(183.00) 149,332.50	1.11	Aaa AA+
31422X7K2	FARMER MAC 4.700 09/27/28 MTN	09/27/2023 10/02/2023	145,000.00	144,369.25 0.00	144,369.25	4.80	09/27/2028	1,307	101.89 147,744.85	3,375.60 144,369.25	1.10	NA NA
3133EJ2D0	FED FARM CR BNKS 3.430 12/06/28	04/08/2024 04/10/2024	60,000.00	57,342.60 0.00	57,342.60	4.49	12/06/2028	1,377	97.67 58,603.80	1,261.20 57,342.60	0.44	Aaa AA+
3133EP4A0	FED FARM CR BNKS 4.250 02/28/29	02/23/2024 02/28/2024	150,000.00	149,610.00 0.00	149,610.00	4.29	02/28/2029	1,461	100.61 150,909.00	1,299.00 149,610.00	1.13	Aaa AA+
3133ERAK7	FED FARM CR BNKS 4.375 04/10/29	04/05/2024 04/10/2024	180,000.00	179,590.14 0.00	179,590.14	4.43	04/10/2029	1,502	101.11 181,990.80	2,400.66 179,590.14	1.36	Aaa AA+
3133EMN65	FED FARM CR BNKS 1.610 07/06/29 '24	07/05/2024 07/08/2024	130,000.00	113,750.00 0.00	113,750.00	4.43	07/06/2029	1,589	89.34 116,142.00	2,392.00 113,750.00	0.87	Aaa AA+
3130ATUT2	FHLBANKS 4.500 12/14/29	12/18/2024 12/19/2024	180,000.00	180,565.20 112.50	180,677.70	4.43	12/14/2029	1,750	101.88 183,375.00	2,809.80 180,565.20	1.37	Aaa AA+
U.S. AGENCIES TOTAL			4,155,000.00	4,026,915.92 112.50	4,027,028.42	3.23		768	97.60 4,051,528.95	24,613.03 4,026,915.92	30.28	AA+
NEGOTIABLE CD'S												
07371DEV5	BEAL BNK US 3.200 08/12/26	08/04/2022 08/17/2022	115,000.00	114,568.75 0.00	114,568.75	3.30	08/12/2026	530	98.68 113,476.25	(1,092.50) 114,568.75	0.85	NA NA
15118RC39	CELTIC BANK 3.850 02/10/27	01/20/2023 02/10/2023	100,000.00	99,675.00 0.00	99,675.00	3.94	02/10/2027	712	98.33 98,325.39	(1,349.61) 99,675.00	0.73	NA NA
87164YP81	SYNCHRONY BANK 3.500 08/05/27	07/29/2022 08/05/2022	245,000.00	243,775.00 0.00	243,775.00	3.61	08/05/2027	888	98.78 242,018.35	(1,756.65) 243,775.00	1.81	NA NA
856285Q95	STATE BANK NY 3.450 08/16/27	08/09/2022 08/16/2022	125,000.00	124,375.00 0.00	124,375.00	3.56	08/16/2027	899	98.72 123,395.00	(980.00) 124,375.00	0.92	NA NA
12547CBN7	CIBC BANK 4.500 05/25/28	05/19/2023 05/25/2023	150,000.00	149,362.50 0.00	149,362.50	4.60	05/25/2028	1,182	101.43 152,151.00	2,788.50 149,362.50	1.14	NA NA



Position Statement

CUSIP	DESCRIPTION	TRADE DATE SETTLE DATE	PAR VALUE	PRINCIPAL COST PURCHASED INTEREST	TOTAL COST	YIELD TO MATURITY	MATURITY DATE	DAYS TO MATURITY	MARKET PRICE MARKET VALUE	UNREALIZED GAIN/LOSS BOOK VALUE	% OF MV	MOODY'S S&P RATING
37312PDG1	GEORGIA BANKING 4.800 10/17/28	10/04/2023 10/17/2023	145,000.00	144,347.50 0.00	144,347.50	4.90	10/17/2028	1,327	99.67 144,526.43	178.93 144,347.50	1.08	NA NA
146102AP3	CARTER BANK & TR 4.300 03/20/29	03/11/2024 03/20/2024	200,000.00	199,100.00 0.00	199,100.00	4.40	03/20/2029	1,481	99.64 199,270.54	170.54 199,100.00	1.49	NA NA
89235MPN5	TOYOTA FINL SVGS 4.600 05/24/29	05/15/2024 05/24/2024	190,000.00	189,145.00 0.00	189,145.00	4.70	05/24/2029	1,546	99.62 189,276.57	131.57 189,145.00	1.41	NA NA
91139LAS5	URSB 4.600 06/13/29	06/04/2024 06/17/2024	190,000.00	189,145.00 0.00	189,145.00	4.70	06/13/2029	1,566	99.61 189,265.60	120.60 189,145.00	1.41	NA NA
29367RNE2	ENTERPRISE BK 4.400 07/10/29	06/20/2024 07/10/2024	60,000.00	59,775.00 0.00	59,775.00	4.48	07/10/2029	1,593	99.67 59,803.83	28.83 59,775.00	0.45	NA NA
40219MAX2	GULF CAPITAL 3.800 09/27/29	09/13/2024 09/27/2024	180,000.00	179,190.00 0.00	179,190.00	3.90	09/27/2029	1,672	99.59 179,258.76	68.76 179,190.00	1.34	NA NA
NEGOTIABLE CD'S TOTAL			1,700,000.00	1,692,458.75 0.00	1,692,458.75	4.20		1,246	99.46 1,690,767.73	(1,691.02) 1,692,458.75	12.64	NA
CRESTVIEW LSD TOTAL			13,574,356.97	13,321,041.34 153.30	13,321,194.64	3.57		730	13,380,958.96	59,917.62 13,321,041.34	100.00	AA+
GRAND TOTAL			13,574,356.97	13,321,041.34 153.30	13,321,194.64	3.57		730	13,380,958.96	59,917.62 13,321,041.34	100.00	AA+

Transaction Statement

CRESTVIEW LSD									
	TRADE DATE	SETTLE DATE	CUSIP	DESCRIPTION	PAR VALUE	PRINCIPAL COST	PURCHASED INTEREST	TOTAL	PURCHASE YIELD
BUY									
	02/27/2025	02/28/2025	91282CGQ8	US TREASURY 4.000 02/28/30	170,000.00	169,103.52	0.00	(169,103.52)	4.12
BUY TOTAL					170,000.00	169,103.52	0.00	(169,103.52)	4.12
	TRADE DATE	SETTLE DATE	CUSIP	DESCRIPTION	PAR VALUE	BOOK VALUE		TOTAL	NET REALIZED GAIN/LOSS
MATURITY									
	02/15/2025	02/18/2025	91282CDZ1	UNITED STATES TREASURY 1.5 02/15/2025	(150,000.00)	144,380.86		150,000.00	5,619.14
MATURITY TOTAL					(150,000.00)	144,380.86		150,000.00	5,619.14



Income/Dividend Received

IDENTIFIER	DESCRIPTION	PAYMENT DATE	POST DATE	INTEREST/DIVIDENDS RECEIVED
STAR OHIO				
139999999	STAR Ohio	02/28/2025	02/28/2025	8,360.64
STAR OHIO - TOTAL				8,360.64
IDENTIFIER	DESCRIPTION	PAYMENT DATE	POST DATE	INTEREST/DIVIDENDS RECEIVED
US BANK				
31846V567	FIRST AMER:GVT OBLG;Z	01/31/2025	02/03/2025	154.39
87164YP81	SYNCHRONY BANK 3.500 08/05/27	02/05/2025	02/05/2025	4,322.74
29367RNE2	ENTERPRISE BK 4.400 07/10/29	02/10/2025	02/10/2025	224.22
15118RC39	CELTIC BANK 3.850 02/10/27	02/10/2025	02/10/2025	326.99
91139LAS5	URSB 4.600 06/13/29	02/13/2025	02/13/2025	742.30
856285Q95	STATE BANK NY 3.450 08/16/27	02/16/2025	02/18/2025	2,173.97
9128284V9	US TREASURY 2.875 08/15/28	02/15/2025	02/18/2025	1,796.88
91282CDZ1	UNITED STATES TREASURY 1.5 02/15/2025	02/15/2025	02/18/2025	1,125.00
91282CGL9	US TREASURY 4.000 02/15/26	02/15/2025	02/18/2025	2,800.00
07371DEV5	BEAL BNK US 3.200 08/12/26	02/17/2025	02/18/2025	1,855.12
3134GWNC6	FREDDIE MAC 0.625 08/19/25 '25 MTN	02/19/2025	02/19/2025	312.50
146102AP3	CARTER BANK & TR 4.300 03/20/29	02/20/2025	02/20/2025	730.41
3130ALED2	FHLBANKS 1.020 02/24/27 '25	02/24/2025	02/24/2025	765.00
91282CGP0	US TREASURY 4.000 02/29/28	02/28/2025	02/28/2025	3,000.00
91282CLK5	US TREASURY 3.625 08/31/29	02/28/2025	02/28/2025	3,262.50
91282CHX2	US TREASURY 4.375 08/31/28	02/28/2025	02/28/2025	1,312.50
3133EP4A0	FED FARM CR BNKS 4.250 02/28/29	02/28/2025	02/28/2025	3,187.50
US BANK - TOTAL				28,092.02
TOTAL				36,452.66

Contribution/Withdrawals and Expenses

	POST DATE	PAR VALUE	TOTAL
CRESTVIEW LSD			
CUSTODY FEE			
	02/25/2025	(67.73)	(67.73)
CUSTODY FEE TOTAL		(67.73)	(67.73)
MANAGEMENT FEE			
	02/18/2025	(837.99)	(837.99)
MANAGEMENT FEE TOTAL		(837.99)	(837.99)

Projected Income

For the Period March 01, 2025 to February 28, 2026

CUSIP	DESCRIPTION	POST DATE	AMOUNT
15118RC39	CELTIC BANK 3.850 02/10/27	03/10/2025	295.34
29367RNE2	ENTERPRISE BK 4.400 07/10/29	03/10/2025	202.52
91139LAS5	URSB 4.600 06/13/29	03/13/2025	670.47
3133ENL99	FED FARM CR BNKS 3.375 09/15/27	03/17/2025	2,278.13
146102AP3	CARTER BANK & TR 4.300 03/20/29	03/20/2025	659.73
3133EPDP7	FED FARM CR BNKS 3.625 03/21/28	03/21/2025	2,356.25
3133ENN22	FED FARM CR BNKS 3.750 09/22/25	03/24/2025	2,343.75
3133EMUK6	FED FARM CR BNKS 1.050 03/25/26 '24	03/25/2025	735.00
40219MAX2	GULF CAPITAL 3.800 09/27/29	03/27/2025	3,391.89
31422X7K2	FARMER MAC 4.700 09/27/28 MTN	03/27/2025	3,407.50
91282CAM3	US TREASURY 0.250 09/30/25	03/31/2025	125.00
91282CEF4	US TREASURY 2.500 03/31/27	03/31/2025	1,875.00
91282CCZ2	US TREASURY 0.875 09/30/26	03/31/2025	546.88
91282CJA0	US TREASURY 4.625 09/30/28	03/31/2025	693.75
912828ZF0	US TREASURY 0.500 03/31/25	03/31/2025	450.00
912828ZF0	US TREASURY 0.500 03/31/25	03/31/2025	1,491.40
MAR 2025 TOTAL			21,522.60
3133ENTS9	FED FARM CR BNKS 2.600 04/05/27	04/07/2025	1,300.00
29367RNE2	ENTERPRISE BK 4.400 07/10/29	04/10/2025	224.22
3133ERAK7	FED FARM CR BNKS 4.375 04/10/29	04/10/2025	3,937.50
15118RC39	CELTIC BANK 3.850 02/10/27	04/10/2025	326.99
3133EMQ70	FED FARM CR BNKS 1.150 10/14/27 '24	04/14/2025	747.50
3130APB87	FHLBANKS 1.100 10/13/26 '25	04/14/2025	550.00
91139LAS5	URSB 4.600 06/13/29	04/14/2025	742.30
742651DZ2	PEFCO 3.900 10/15/27	04/15/2025	1,462.50
37312PDG1	GEORGIA BANKING 4.800 10/17/28	04/17/2025	1,716.16
146102AP3	CARTER BANK & TR 4.300 03/20/29	04/21/2025	730.41
3135G03U5	FANNIE MAE 0.625 04/22/25	04/22/2025	281.25

Projected Income

For the Period March 01, 2025 to February 28, 2026

CUSIP	DESCRIPTION	POST DATE	AMOUNT
3134GWZV1	FREDDIE MAC 0.650 10/22/25 '25 MTN	04/22/2025	325.00
3135G03U5	FANNIE MAE 0.625 04/22/25	04/22/2025	3,350.70
3133ERHT1	FED FARM CR BNKS 4.750 04/24/26	04/24/2025	3,800.00
91282CFU0	US TREASURY 4.125 10/31/27	04/30/2025	1,340.63
91282CHA2	US TREASURY 3.500 04/30/28	04/30/2025	3,500.00
912828ZL7	US TREASURY 0.375 04/30/25	04/30/2025	187.50
91282CLR0	US TREASURY 4.125 10/31/29	04/30/2025	3,403.13
91282CEN7	US TREASURY 2.750 04/30/27	04/30/2025	1,856.25
91282CAT8	US TREASURY 0.250 10/31/25	04/30/2025	250.00
912828ZL7	US TREASURY 0.375 04/30/25	04/30/2025	1,800.78
91282CDF5	US TREASURY 1.375 10/31/28	04/30/2025	412.50
APR 2025 TOTAL			32,245.31
3135G06G3	FANNIE MAE 0.500 11/07/25	05/07/2025	250.00
29367RNE2	ENTERPRISE BK 4.400 07/10/29	05/12/2025	216.99
15118RC39	CELTIC BANK 3.850 02/10/27	05/12/2025	316.44
91139LAS5	URSB 4.600 06/13/29	05/13/2025	718.36
3133EMZB1	FED FARM CR BNKS 0.960 05/13/26 '24	05/13/2025	528.00
912828U24	US TREASURY 2.000 11/15/26	05/15/2025	1,500.00
912828X88	US TREASURY 2.375 05/15/27	05/15/2025	1,543.75
146102AP3	CARTER BANK & TR 4.300 03/20/29	05/20/2025	706.85
62479LSP1	MUFG BANK NY 05/23/25	05/23/2025	3,420.00
12547CBN7	CIBC BANK 4.500 05/25/28	05/27/2025	3,347.26
89235MPN5	TOYOTA FINL SVGS 4.600 05/24/29	05/27/2025	4,334.08
912828ZT0	US TREASURY 0.250 05/31/25	05/31/2025	2,417.97
MAY 2025 TOTAL			19,299.69
912828ZT0	US TREASURY 0.250 05/31/25	06/02/2025	125.00
91282CJN2	US TREASURY 4.375 11/30/28	06/02/2025	3,500.00
91282CCF6	US TREASURY 0.750 05/31/26	06/02/2025	750.00

Projected Income

For the Period March 01, 2025 to February 28, 2026

CUSIP	DESCRIPTION	POST DATE	AMOUNT
91282CMA6	US TREASURY 4.125 11/30/29	06/02/2025	3,712.50
91282CFZ9	US TREASURY 3.875 11/30/27	06/02/2025	2,809.38
3133EJ2D0	FED FARM CR BNKS 3.430 12/06/28	06/06/2025	1,029.00
29367RNE2	ENTERPRISE BK 4.400 07/10/29	06/10/2025	224.22
3133EJ2C2	FED FARM CR BNKS 3.220 12/10/25	06/10/2025	2,173.50
15118RC39	CELTIC BANK 3.850 02/10/27	06/10/2025	326.99
91139LAS5	URSB 4.600 06/13/29	06/13/2025	742.30
3130AMSB9	FHLBANKS 0.700 06/16/25 '25	06/16/2025	700.00
3133EMH21	FED FARM CR BNKS 0.900 06/15/26 '24	06/16/2025	900.00
3130ATUT2	FHLBANKS 4.500 12/14/29	06/16/2025	4,050.00
146102AP3	CARTER BANK & TR 4.300 03/20/29	06/20/2025	730.41
3133EPNH4	FED FARM CR BNKS 3.875 06/21/28	06/23/2025	2,906.25
3133EN4S6	FEDERAL FARM 3.750 12/22/27	06/23/2025	2,718.75
3133EMKZ4	FED FARM CR BNKS 0.790 06/21/27 '24	06/23/2025	474.00
3130AN2Q2	FHLBANKS 1.000 06/30/26 '25	06/30/2025	1,250.00
912828YX2	US TREASURY 1.750 12/31/26	06/30/2025	1,750.00
912828ZW3	US TREASURY 0.250 06/30/25	06/30/2025	250.00
912828ZW3	US TREASURY 0.250 06/30/25	06/30/2025	2,656.25
91282CJR3	US TREASURY 3.750 12/31/28	06/30/2025	1,875.00
3136G4XZ1	FANNIE MAE 0.740 06/30/25 '25	06/30/2025	370.00
JUN 2025 TOTAL			36,023.54
3133EMN65	FED FARM CR BNKS 1.610 07/06/29 '24	07/07/2025	1,046.50
29367RNE2	ENTERPRISE BK 4.400 07/10/29	07/10/2025	216.99
15118RC39	CELTIC BANK 3.850 02/10/27	07/10/2025	316.44
91139LAS5	URSB 4.600 06/13/29	07/14/2025	718.36
37312PDG1	GEORGIA BANKING 4.800 10/17/28	07/17/2025	1,735.23
3130AQJ87	FHLBANKS 1.600 01/19/27 '25	07/21/2025	1,200.00
146102AP3	CARTER BANK & TR 4.300 03/20/29	07/21/2025	706.85

Projected Income

For the Period March 01, 2025 to February 28, 2026

CUSIP	DESCRIPTION	POST DATE	AMOUNT
3134GWEJ1	FREDDIE MAC 0.950 07/30/27 '25 MTN	07/30/2025	546.25
91282CBH3	US TREASURY 0.375 01/31/26	07/31/2025	281.25
91282CHQ7	US TREASURY 4.125 07/31/28	07/31/2025	2,475.00
91282CMG3	US TREASURY 4.250 01/31/30	07/31/2025	3,612.50
91282CAB7	US TREASURY 0.250 07/31/25	07/31/2025	125.00
91282CJW2	US TREASURY 4.000 01/31/29	07/31/2025	2,900.00
912828Y95	US TREASURY 1.875 07/31/26	07/31/2025	1,875.00
91282CGH8	US TREASURY 3.500 01/31/28	07/31/2025	3,850.00
91282CFB2	US TREASURY 2.750 07/31/27	07/31/2025	1,787.50
91282CAB7	US TREASURY 0.250 07/31/25	07/31/2025	1,886.72
JUL 2025 TOTAL			25,279.58
87164YP81	SYNCHRONY BANK 3.500 08/05/27	08/05/2025	4,252.26
29367RNE2	ENTERPRISE BK 4.400 07/10/29	08/11/2025	224.22
15118RC39	CELTIC BANK 3.850 02/10/27	08/11/2025	326.99
91139LAS5	URSB 4.600 06/13/29	08/13/2025	742.30
91282CGL9	US TREASURY 4.000 02/15/26	08/15/2025	2,800.00
9128284V9	US TREASURY 2.875 08/15/28	08/15/2025	1,796.88
856285Q95	STATE BANK NY 3.450 08/16/27	08/18/2025	2,138.53
07371DEV5	BEAL BNK US 3.200 08/12/26	08/18/2025	1,824.88
3134GWNC6	FREDDIE MAC 0.625 08/19/25 '25 MTN	08/19/2025	312.50
3134GWNC6	FREDDIE MAC 0.625 08/19/25 '25 MTN	08/19/2025	10,149.00
146102AP3	CARTER BANK & TR 4.300 03/20/29	08/20/2025	730.41
3130ALED2	FHLBANKS 1.020 02/24/27 '25	08/25/2025	765.00
3133EP4A0	FED FARM CR BNKS 4.250 02/28/29	08/28/2025	3,187.50
AUG 2025 TOTAL			29,250.46
91282CHX2	US TREASURY 4.375 08/31/28	09/02/2025	1,312.50
91282CGP0	US TREASURY 4.000 02/29/28	09/02/2025	3,000.00
91282CGQ8	US TREASURY 4.000 02/28/30	09/02/2025	3,400.00

Projected Income

For the Period March 01, 2025 to February 28, 2026

CUSIP	DESCRIPTION	POST DATE	AMOUNT
91282CLK5	US TREASURY 3.625 08/31/29	09/02/2025	3,262.50
29367RNE2	ENTERPRISE BK 4.400 07/10/29	09/10/2025	224.22
15118RC39	CELTIC BANK 3.850 02/10/27	09/10/2025	326.99
91139LAS5	URSB 4.600 06/13/29	09/15/2025	742.30
3133ENL99	FED FARM CR BNKS 3.375 09/15/27	09/15/2025	2,278.13
3133ENN22	FED FARM CR BNKS 3.750 09/22/25	09/22/2025	2,343.75
146102AP3	CARTER BANK & TR 4.300 03/20/29	09/22/2025	730.41
3133EPDP7	FED FARM CR BNKS 3.625 03/21/28	09/22/2025	2,356.25
3133ENN22	FED FARM CR BNKS 3.750 09/22/25	09/22/2025	3,000.00
3133EMUK6	FED FARM CR BNKS 1.050 03/25/26 '24	09/25/2025	735.00
40219MAX2	GULF CAPITAL 3.800 09/27/29	09/29/2025	3,448.11
31422X7K2	FARMER MAC 4.700 09/27/28 MTN	09/29/2025	3,407.50
91282CAM3	US TREASURY 0.250 09/30/25	09/30/2025	125.00
91282CEF4	US TREASURY 2.500 03/31/27	09/30/2025	1,875.00
91282CAM3	US TREASURY 0.250 09/30/25	09/30/2025	2,882.81
91282CCZ2	US TREASURY 0.875 09/30/26	09/30/2025	546.88
91282CJA0	US TREASURY 4.625 09/30/28	09/30/2025	693.75
SEP 2025 TOTAL			36,691.09
3133ENTS9	FED FARM CR BNKS 2.600 04/05/27	10/06/2025	1,300.00
29367RNE2	ENTERPRISE BK 4.400 07/10/29	10/10/2025	216.99
15118RC39	CELTIC BANK 3.850 02/10/27	10/10/2025	316.44
3133ERAK7	FED FARM CR BNKS 4.375 04/10/29	10/10/2025	3,937.50
91139LAS5	URSB 4.600 06/13/29	10/14/2025	718.36
3133EMQ70	FED FARM CR BNKS 1.150 10/14/27 '24	10/14/2025	747.50
3130APB87	FHLBANKS 1.100 10/13/26 '25	10/14/2025	550.00
742651DZ2	PEFCO 3.900 10/15/27	10/15/2025	1,462.50
37312PDG1	GEORGIA BANKING 4.800 10/17/28	10/17/2025	1,754.30
146102AP3	CARTER BANK & TR 4.300 03/20/29	10/20/2025	706.85

Projected Income

For the Period March 01, 2025 to February 28, 2026

CUSIP	DESCRIPTION	POST DATE	AMOUNT
3134GWZV1	FREDDIE MAC 0.650 10/22/25 '25 MTN	10/22/2025	325.00
3134GWZV1	FREDDIE MAC 0.650 10/22/25 '25 MTN	10/22/2025	1,000.00
3133ERHT1	FED FARM CR BNKS 4.750 04/24/26	10/24/2025	3,800.00
91282CDF5	US TREASURY 1.375 10/31/28	10/31/2025	412.50
91282CFU0	US TREASURY 4.125 10/31/27	10/31/2025	1,340.63
91282CHA2	US TREASURY 3.500 04/30/28	10/31/2025	3,500.00
91282CLR0	US TREASURY 4.125 10/31/29	10/31/2025	3,403.13
91282CAT8	US TREASURY 0.250 10/31/25	10/31/2025	3,078.12
91282CEN7	US TREASURY 2.750 04/30/27	10/31/2025	1,856.25
91282CAT8	US TREASURY 0.250 10/31/25	10/31/2025	250.00
OCT 2025 TOTAL			30,676.05
3135G06G3	FANNIE MAE 0.500 11/07/25	11/07/2025	250.00
3135G06G3	FANNIE MAE 0.500 11/07/25	11/07/2025	10,516.00
29367RNE2	ENTERPRISE BK 4.400 07/10/29	11/10/2025	224.22
15118RC39	CELTIC BANK 3.850 02/10/27	11/10/2025	326.99
91139LAS5	URSB 4.600 06/13/29	11/13/2025	742.30
3133EMZB1	FED FARM CR BNKS 0.960 05/13/26 '24	11/13/2025	528.00
912828U24	US TREASURY 2.000 11/15/26	11/17/2025	1,500.00
912828X88	US TREASURY 2.375 05/15/27	11/17/2025	1,543.75
146102AP3	CARTER BANK & TR 4.300 03/20/29	11/20/2025	730.41
89235MPN5	TOYOTA FINL SVGS 4.600 05/24/29	11/24/2025	4,405.92
12547CBN7	CIBC BANK 4.500 05/25/28	11/25/2025	3,402.74
NOV 2025 TOTAL			24,170.33
91282CJN2	US TREASURY 4.375 11/30/28	12/01/2025	3,500.00
91282CCF6	US TREASURY 0.750 05/31/26	12/01/2025	750.00
91282CMA6	US TREASURY 4.125 11/30/29	12/01/2025	3,712.50
91282CFZ9	US TREASURY 3.875 11/30/27	12/01/2025	2,809.38
3133EJ2D0	FED FARM CR BNKS 3.430 12/06/28	12/08/2025	1,029.00

Projected Income

For the Period March 01, 2025 to February 28, 2026

CUSIP	DESCRIPTION	POST DATE	AMOUNT
3133EJ2C2	FED FARM CR BNKS 3.220 12/10/25	12/10/2025	2,173.50
29367RNE2	ENTERPRISE BK 4.400 07/10/29	12/10/2025	216.99
15118RC39	CELTIC BANK 3.850 02/10/27	12/10/2025	316.44
3133EJ2C2	FED FARM CR BNKS 3.220 12/10/25	12/10/2025	3,449.92
3133EMH21	FED FARM CR BNKS 0.900 06/15/26 '24	12/15/2025	900.00
91139LAS5	URSB 4.600 06/13/29	12/15/2025	718.36
3130ATUT2	FHLBANKS 4.500 12/14/29	12/15/2025	4,050.00
3133EPNH4	FED FARM CR BNKS 3.875 06/21/28	12/22/2025	2,906.25
146102AP3	CARTER BANK & TR 4.300 03/20/29	12/22/2025	706.85
3133EN4S6	FEDERAL FARM 3.750 12/22/27	12/22/2025	2,718.75
3133EMKZ4	FED FARM CR BNKS 0.790 06/21/27 '24	12/22/2025	474.00
3130AN2Q2	FHLBANKS 1.000 06/30/26 '25	12/30/2025	1,250.00
912828YX2	US TREASURY 1.750 12/31/26	12/31/2025	1,750.00
91282CJR3	US TREASURY 3.750 12/31/28	12/31/2025	1,875.00
DEC 2025 TOTAL			35,306.93
3133EMN65	FED FARM CR BNKS 1.610 07/06/29 '24	01/06/2026	1,046.50
15118RC39	CELTIC BANK 3.850 02/10/27	01/12/2026	326.99
29367RNE2	ENTERPRISE BK 4.400 07/10/29	01/12/2026	224.22
91139LAS5	URSB 4.600 06/13/29	01/13/2026	742.30
3130AQJ87	FHLBANKS 1.600 01/19/27 '25	01/20/2026	1,200.00
37312PDG1	GEORGIA BANKING 4.800 10/17/28	01/20/2026	1,754.30
146102AP3	CARTER BANK & TR 4.300 03/20/29	01/20/2026	730.41
3134GWEJ1	FREDDIE MAC 0.950 07/30/27 '25 MTN	01/30/2026	546.25
91282CBH3	US TREASURY 0.375 01/31/26	01/31/2026	6,380.86
JAN 2026 TOTAL			12,951.83
91282CFB2	US TREASURY 2.750 07/31/27	02/02/2026	1,787.50
91282CHQ7	US TREASURY 4.125 07/31/28	02/02/2026	2,475.00
91282CBH3	US TREASURY 0.375 01/31/26	02/02/2026	281.25

Projected Income

For the Period March 01, 2025 to February 28, 2026

CUSIP	DESCRIPTION	POST DATE	AMOUNT
91282CMG3	US TREASURY 4.250 01/31/30	02/02/2026	3,612.50
91282CJW2	US TREASURY 4.000 01/31/29	02/02/2026	2,900.00
912828Y95	US TREASURY 1.875 07/31/26	02/02/2026	1,875.00
91282CGH8	US TREASURY 3.500 01/31/28	02/02/2026	3,850.00
87164YP81	SYNCHRONY BANK 3.500 08/05/27	02/05/2026	4,322.74
29367RNE2	ENTERPRISE BK 4.400 07/10/29	02/10/2026	224.22
15118RC39	CELTIC BANK 3.850 02/10/27	02/10/2026	326.99
91139LAS5	URSB 4.600 06/13/29	02/13/2026	742.30
91282CGL9	US TREASURY 4.000 02/15/26	02/15/2026	1,990.62
91282CGL9	US TREASURY 4.000 02/15/26	02/17/2026	2,800.00
9128284V9	US TREASURY 2.875 08/15/28	02/17/2026	1,796.88
07371DEV5	BEAL BNK US 3.200 08/12/26	02/17/2026	1,855.12
856285Q95	STATE BANK NY 3.450 08/16/27	02/17/2026	2,173.97
146102AP3	CARTER BANK & TR 4.300 03/20/29	02/20/2026	730.41
3130ALED2	FHLBANKS 1.020 02/24/27 '25	02/24/2026	765.00
FEB 2026 TOTAL			34,509.50
GRAND TOTAL			337,926.90

Disclosure

Meeder provides monthly statements for its investment management clients to provide information about the investment portfolio. The information should not be used for audit or confirmation purposes. Please review your custodial statements and report any inaccuracies or discrepancies.

Certain information and data has been supplied by unaffiliated third parties. Although Meeder believes the information is reliable, it cannot warrant the accuracy of information offered by third parties. Market value may reflect prices received from pricing vendors when current market quotations are not available. Prices may not reflect firm bids or offers and may differ from the value at which the security can be sold.

Statements may include positions from unmanaged accounts provided for reporting purposes. Unmanaged accounts are managed directly by the client and are not included in the accounts managed by Meeder. This information is provided as a client convenience and Meeder assumes no responsibility for performance of these accounts or the accuracy of the data reported.

Investing involves risk. Past performance is no guarantee of future results. Debt and fixed income securities are subject to credit and interest rate risk. The investment return and principal value of an investment will fluctuate so that an investors shares, when redeemed, may be worth more or less than their original cost. Current performance may be lower or higher than the performance data quoted.

Investment advisory services provided by Meeder Public Funds, Inc. Please contact us if you would like to receive a copy of our current ADV disclosure brochure or privacy policy.

© 2024 Meeder Investment Management

meederpublicfunds.com | 866.633.3371

