


CRESTVIEW LOCAL SCHOOL DISTRICT

1575 State Route 96 Ashland, Ohio 44805



Financial Report to the Board of Education

For the Month Ending December 2024

Prepared by
Robin Klenk, Treasurer

BANK RECONCILIATION

DECEMBER 2024

[illegible]

0.00

Certified: _____
Robin Klenk, Treasurer

Concurring: _____
Mr. Jim Grubbs, Superintendent

Approved: _____
Mrs. Debbie Reidy, President

Interest earned allocation

For the month ending: **December 2024**

Interest earned for the month

Park Money Market	\$	1,336.00
Investments-Park	\$	14,770.48
Star Ohio	\$	10,602.92
Meeder Investments	\$	29,609.52
net gains/losses investments		
Total	\$	<u>56,318.92</u>

Month-end fund balances

Total	\$	17,847,087.87
Food service fund balance	\$	97,139.85
Self-insurance medical benefits fund balance	\$	-
Crestview Citizens Scholarship	\$	-
	\$	-
Total other funds	\$	<u>17,749,948.02</u>

Interest allocated

Interest earned on CD's and Other Investments	\$	54,674.70	001.1410.
General fund checking	\$	1,336.00	001.1410.101
Food service fund - HS	\$	102.74	006.1410.001
Food service fund - MS	\$	102.74	006.1410.002
Food service fund - ES	\$	102.74	006.1410.003
Self-insurance medical benefits fund	\$	-	024.1410...0000
Crestview Citizens Scholarship	\$	-	007.1410.. 9900
Total	\$	<u>56,318.92</u>	

2024/2025 Crestview Schools Spending Plan

	2024/2025 APPROP	DECEMBER ACTUAL	YTD ACTUAL		
Beginning Cash Balance	14,742,812	14,943,135	14,742,812	YTD as % of Est	
REVENUE					
General Property (Real Estate)	3,320,280	0	1,254,746	37.79%	2,065,534
Tangible Personal Property Tax	3,273,449	0	843,781	25.78%	2,429,668
Income Tax	0	0	0	0.00%	0
Unrestricted Grants-in Aid	7,127,069	601,188	3,583,623	50.28%	3,543,446
Restricted Grants-in -Aid	388,742	30,237	225,369	57.97%	163,373
Restricted Federal Grants-in-Aid SFSF	0	0	0	0.00%	0
Property Tax Allocation	524,284	471	241,829	46.13%	282,455
All Other Operating Revenue	874,007	65,579	433,722	49.62%	440,285
Proceeds from Sale of Notes	0	0	0	0.00%	0
State Emergency Loans & Advancements (Approved)	0	0	0	0.00%	0
Operating Tranfers-In	0	0	0	0.00%	0
Advances-In	0	0	0	0.00%	0
All Other Financial Sources	45,522	4,511	70,879	155.70%	(25,357)
Total Revenue	15,553,353	701,987	6,653,949	42.78%	8,899,404
					8,899,404
Total Available	30,296,165	15,645,122	21,396,761	YTD as % of Est	
EXPENDITURES					
Personal Services	6,726,405	499,239	3,422,222	50.88%	3,304,183
Employees Retirement/Insurance Benefits	3,078,052	205,590	1,515,160	49.22%	1,562,892
Purchased Services	2,557,105	192,142	1,095,729	42.85%	1,461,376
Supplies and Materials	623,178	22,572	397,071	63.72%	226,107
Capital Outlay	420,000	1,407	184,971	44.04%	235,029
Debt Service: Principal-HB 264 Loans	0	0	0	0.00%	0
Debt Service: Principal-Other	0	0	0	0.00%	0
Debt Service: Interest and Fiscal Charges	0	0	0	0.00%	0
Other Objects	175,866	9,180	66,615	37.88%	109,251
Operational Transfers-Out	2,000,000	0	0	0.00%	2,000,000
Advances-Out	0	0	0	0.00%	0
All Other Financing Uses	0	0	0	0.00%	0
Total Expenditures	15,580,606	930,129	6,681,768	42.89%	8,898,838
					8,898,838
Ending Cash Balance	14,715,559	14,714,993	14,714,993		
Encumbrances	0	1,886,238	1,886,238		
Textbook/Instructional Mat. Reserve	0	0	0		
Capital Improvements Reserve	0	0	0		
Reserve for Transportation	0	0	0		
Total Reserve	0	1,886,238	1,886,238		
				06/12	
Unreserved Balance	14,715,559	12,828,756	12,828,756	50.00%	

CRESTVIEW LOCAL SCHOOLS

Cash Summary Report

	Full Account Code	Description	Initial Cash	MTD Received	FYTD Received	MTD Expended	FYTD Expended	Fund Balance	Encumbrance	Unencumbered Balance
Fund:	001									
	001-0000	GENERAL FUND	\$ 14,742,812.03	\$ 701,987.47	\$ 6,653,948.66	\$ 930,128.85	\$ 6,681,767.27	\$ 14,714,993.42	\$ 1,886,237.55	\$ 12,828,755.87
			\$ 14,742,812.03	\$ 701,987.47	\$ 6,653,948.66	\$ 930,128.85	\$ 6,681,767.27	\$ 14,714,993.42	\$ 1,886,237.55	\$ 12,828,755.87
Fund:	003									
	003-0000	PERMANENT IMPROVEMENT FUND	377,988.01	44.12	162,358.07	0.00	149,637.18	390,708.90	121,670.00	269,038.90
			\$ 377,988.01	\$ 44.12	\$ 162,358.07	\$ 0.00	\$ 149,637.18	\$ 390,708.90	\$ 121,670.00	\$ 269,038.90
Fund:	006									
	006-0000	FOOD SERVICES FUND	253,327.71	127,397.26	245,914.07	53,469.32	328,173.99	171,067.79	201,302.90	(30,235.11)
			\$ 253,327.71	\$ 127,397.26	\$ 245,914.07	\$ 53,469.32	\$ 328,173.99	\$ 171,067.79	\$ 201,302.90	\$ (30,235.11)
Fund:	007									
	007-9691	STAFF TRUST FUND HIGH SCHOOL	56.08	0.00	0.00	0.00	0.00	56.08	0.00	56.08
	007-9692	STAFF TRUST FUND MIDDLE SCHOOL	1,867.63	0.00	150.00	0.00	0.00	2,017.63	0.00	2,017.63
	007-9693	STAFF TRUST FUND ELEMENTARY	1,574.35	0.00	0.00	0.00	0.00	1,574.35	0.00	1,574.35
	007-9904	RECYCLING SCHOLARSHIP	3,080.27	12.35	127.66	0.00	0.00	3,207.93	0.00	3,207.93
	007-9905	RED CROSS SCHOLARSHIP	250.00	0.00	0.00	0.00	0.00	250.00	0.00	250.00
			\$ 6,828.33	\$ 12.35	\$ 277.66	\$ 0.00	\$ 0.00	\$ 7,105.99	\$ 0.00	\$ 7,105.99
Fund:	018									
	018-9421	HIGH SCHOOL PUBLIC SCHOOL SUPPORT	68.50	55.18	618.40	135.07	183.07	503.83	42.07	461.76
	018-9422	MIDDLE SCHOOL PUBLIC SCHOOL SUPPORT	2,465.92	0.00	581.70	108.52	1,030.84	2,016.78	1,014.85	1,001.93
	018-9423	ELEMENTARY SCHOOL PUBLIC SCHOOL SUPPORT	2,259.41	108.05	2,760.45	0.00	2,516.50	2,503.36	204.25	2,299.11
	018-9521	SARAH CURRY FLOWER FUND	1,884.78	0.00	0.00	0.00	0.00	1,884.78	0.00	1,884.78
	018-9522	MIDDLE SCHOOL WASHINGTON DC TRIP FUND	13,545.05	8,275.00	44,344.00	636.00	2,764.50	55,124.55	69,742.90	(14,618.35)
	018-9523	6TH GRADE OUTDOOR SCHOOL	0.00	1,920.75	1,920.75	3,800.00	3,800.00	(1,879.25)	3,800.00	(5,679.25)
			\$ 20,223.66	\$ 10,358.98	\$ 50,225.30	\$ 4,679.59	\$ 10,294.91	\$ 60,154.05	\$ 74,804.07	\$ (14,650.02)
Fund:	019									
	019-9907	CRESTVIEW EDUCATIONAL FOUNDATION GRANTS	494.11	0.00	0.00	0.00	128.96	365.15	0.00	365.15
	019-9941	Green Team Grant	461.95	0.00	0.00	0.00	0.00	461.95	0.00	461.95
	019-9950	RCF-ART GRANT-OLER	0.00	0.00	1,500.00	0.00	0.00	1,500.00	0.00	1,500.00
	019-9951	RCF-HS GENETICS-RUCKER	0.00	0.00	1,041.35	0.00	878.98	162.37	0.00	162.37
	019-9952	RCF-ENGINEER GRANT-SOUDER	0.00	0.00	1,500.00	0.00	0.00	1,500.00	0.00	1,500.00
			\$ 956.06	\$ 0.00	\$ 4,041.35	\$ 0.00	\$ 1,007.94	\$ 3,989.47	\$ 0.00	\$ 3,989.47
Fund:	022									
	022-9001	RETIREMENT CLEARING ACCOUNT	65,367.08	39,416.63	521,264.12	87,206.00	545,499.28	41,131.92	0.00	41,131.92

CRESTVIEW LOCAL SCHOOLS

Cash Summary Report

	Full Account Code	Description	Initial Cash	MTD Received	FYTD Received	MTD Expended	FYTD Expended	Fund Balance	Encumbrance	Unencumbered Balance
	022-9002	WORKERS COMPENSATION ACCOUNT	\$ 12,011.70	\$ 586.19	\$ 7,403.01	\$ 20,231.00	\$ 20,231.00	\$ (816.29)	\$ 0.00	\$ (816.29)
			\$ 77,378.78	\$ 40,002.82	\$ 528,667.13	\$ 107,437.00	\$ 565,730.28	\$ 40,315.63	\$ 0.00	\$ 40,315.63
Fund:		034								
	034-0000	CLASSROOM FACILITIES MAINT FUND (.5 MILL)	24,633.82	8.38	28,305.41	0.00	133,967.88	(81,028.65)	0.00	(81,028.65)
			\$ 24,633.82	\$ 8.38	\$ 28,305.41	\$ 0.00	\$ 133,967.88	\$ (81,028.65)	\$ 0.00	\$ (81,028.65)
Fund:		070								
	070-0000	CAPITAL PROJECTS FUND	2,163,717.00	0.00	0.00	0.00	0.00	2,163,717.00	0.00	2,163,717.00
			\$ 2,163,717.00	\$ 0.00	\$ 0.00	\$ 0.00	\$ 0.00	\$ 2,163,717.00	\$ 0.00	\$ 2,163,717.00
Fund:		200								
	200-9126	INDUSTRIAL ART MASS PRODUCTION	5,568.48	0.00	180.00	0.00	1,260.48	4,488.00	0.00	4,488.00
	200-9128	SPANISH CLUB	419.74	0.00	0.00	0.00	0.00	419.74	0.00	419.74
	200-9141	NAT'L HONOR SOCIETY	2,129.29	0.00	886.43	220.00	1,416.00	1,599.72	0.00	1,599.72
	200-9223	Class of 2023	1,098.88	0.00	0.00	1,098.88	1,098.88	0.00	0.00	0.00
	200-9224	CLASS OF 2024	4,470.25	0.00	0.00	2,190.33	2,190.33	2,279.92	16.15	2,263.77
	200-9225	CLASS OF 2025	3,871.19	10.00	450.00	0.00	0.00	4,321.19	0.00	4,321.19
	200-9226	CLASS OF 2026	1,612.00	600.38	1,164.86	234.18	284.18	2,492.68	0.00	2,492.68
	200-9227	CLASS OF 2027	741.00	50.00	420.00	0.00	0.00	1,161.00	0.00	1,161.00
	200-9228	CLASS OF 2028	0.00	20.00	480.00	0.00	0.00	480.00	0.00	480.00
	200-9611	HIGH SCHOOL STUDENT COUNCIL	9,752.44	0.00	2,660.00	0.00	1,558.16	10,854.28	4.00	10,850.28
	200-9612	MIDDLE SCHOOL STUDENT COUNCIL	2,791.64	790.00	8,492.45	0.00	716.41	10,567.68	1,385.00	9,182.68
	200-9680	YEARBOOK	7,888.16	390.00	630.00	251.34	251.34	8,266.82	0.00	8,266.82
	200-9690	NEWSPAPER	19.74	0.00	0.00	0.00	0.00	19.74	0.00	19.74
	200-9691	CRESTVIEW FELLOWSHIP OF CHRISTIAN ATHLETES	42.47	0.00	0.00	0.00	0.00	42.47	0.00	42.47
			\$ 40,405.28	\$ 1,860.38	\$ 15,363.74	\$ 3,994.73	\$ 8,775.78	\$ 46,993.24	\$ 1,405.15	\$ 45,588.09
Fund:		300								
	300-9002	MIDDLE SCHOOL LIBRARY	210.25	0.00	2,095.55	0.00	1,340.18	965.62	0.00	965.62
	300-9003	ES LIBRARY	494.65	0.00	2,956.34	0.00	0.00	3,450.99	3,711.04	(260.05)
	300-9113	DRAMA CLUB	4,675.01	430.00	1,625.00	328.76	1,779.35	4,520.66	2,024.88	2,495.78
	300-9115	ART CLUB	605.16	0.00	0.00	0.00	0.00	605.16	0.00	605.16
	300-9134	BAND	2,362.37	0.00	110.00	0.00	1,610.70	861.67	0.00	861.67
	300-9137	VOCAL	3,465.89	0.00	0.00	0.00	153.68	3,312.21	261.20	3,051.01
	300-9330	FFA	51,755.77	2,449.00	31,647.18	11,246.15	32,832.41	50,570.54	26,581.98	23,988.56
	300-9500	ATHLETICS	7,690.84	10,977.00	73,571.60	16,550.99	80,911.96	350.48	42,106.94	(41,756.46)
	300-9511	BASEBALL COACH'S FUND	2,832.75	0.00	930.75	0.00	0.00	3,763.50	0.00	3,763.50
	300-9512	BOYS BASKETBALL COACH'S FUND	1,549.46	0.00	0.00	0.00	0.00	1,549.46	0.00	1,549.46
	300-9516	FOOTBALL COACH'S FUND	6,280.62	0.00	0.00	0.00	0.00	6,280.62	0.00	6,280.62

CRESTVIEW LOCAL SCHOOLS

Cash Summary Report

	Full Account Code	Description	Initial Cash	MTD Received	FYTD Received	MTD Expended	FYTD Expended	Fund Balance	Encumbrance	Unencumbered Balance
	300-9523	HS CROSS COUNTRY COACH'S FUND	\$ 19,360.30	\$ 0.00	\$ 500.00	\$ 0.00	\$ 5,921.35	\$ 13,938.95	\$ 3,023.91	\$ 10,915.04
	300-9524	GOLF COACH'S FUND	3,521.46	0.00	2,469.89	0.00	1,522.44	4,468.91	1,177.84	3,291.07
	300-9526	MS TRACK COACH'S FUND	300.00	0.00	0.00	0.00	0.00	300.00	0.00	300.00
	300-9527	TRACK COACH'S FUND	191.25	0.00	0.00	0.00	0.00	191.25	0.00	191.25
	300-9528	WRESTLING COACH'S FUND	355.05	0.00	0.00	0.00	0.00	355.05	0.00	355.05
	300-9531	HS GIRLS BASKETBALL COACH'S FUND	1,069.48	0.00	2,234.00	1,696.70	1,696.70	1,606.78	1,189.37	417.41
	300-9533	GIRLS SOCCER COACH'S FUND	2,073.33	0.00	0.00	0.00	0.00	2,073.33	0.00	2,073.33
	300-9534	SOFTBALL COACH'S FUND	3,964.35	0.00	1,568.23	0.00	0.00	5,532.58	0.00	5,532.58
	300-9535	VOLLEYBALL COACH'S FUND	1,135.96	0.00	3,736.00	0.00	2,918.18	1,953.78	0.00	1,953.78
	300-9537	SWIM Coaches Fund	1,886.43	0.00	0.00	0.00	0.00	1,886.43	0.00	1,886.43
	300-9553	HS CHEERLEADING COACH'S FUND	315.53	682.33	2,414.33	0.00	2,640.10	89.76	515.00	(425.24)
	300-9554	MIDDLE SCHOOL CHEERLEADING FUND	1,238.41	0.00	0.00	234.00	1,074.00	164.41	0.00	164.41
			\$ 117,334.32	\$ 14,538.33	\$ 125,858.87	\$ 30,056.60	\$ 134,401.05	\$ 108,792.14	\$ 80,592.16	\$ 28,199.98
Fund:	439									
	439-9224	PUBLIC SCHOOL PRESCHOOL-FY24	0.00	0.00	3,624.72	0.00	3,624.72	0.00	0.00	0.00
	439-9225	PUBLIC SCHOOL PRESCHOOL-FY25	0.00	0.00	32,381.11	8,689.66	45,699.13	(13,318.02)	0.00	(13,318.02)
			\$ 0.00	\$ 0.00	\$ 36,005.83	\$ 8,689.66	\$ 49,323.85	\$ (13,318.02)	\$ 0.00	\$ (13,318.02)
Fund:	451									
	451-9200	NETWORK CONNECTIVITY AND ONENET	0.00	0.00	3,000.00	0.00	0.00	3,000.00	0.00	3,000.00
			\$ 0.00	\$ 0.00	\$ 3,000.00	\$ 0.00	\$ 0.00	\$ 3,000.00	\$ 0.00	\$ 3,000.00
Fund:	499									
	499-9224	FY24 SCHOOL SAFETY GRANT-ATTORNEY GENERAL	4,129.70	0.00	0.00	0.00	3,828.00	301.70	0.00	301.70
			\$ 4,129.70	\$ 0.00	\$ 0.00	\$ 0.00	\$ 3,828.00	\$ 301.70	\$ 0.00	\$ 301.70
Fund:	507									
	507-9010	ARP ESSER	14,163.51	0.00	166,615.10	14,220.86	180,778.61	0.00	0.00	0.00
			\$ 14,163.51	\$ 0.00	\$ 166,615.10	\$ 14,220.86	\$ 180,778.61	\$ 0.00	\$ 0.00	\$ 0.00
Fund:	516									
	516-9225	FY25 IDEA-B	0.00	28,283.50	117,666.09	26,034.46	129,952.28	(12,286.19)	639.69	(12,925.88)
			\$ 0.00	\$ 28,283.50	\$ 117,666.09	\$ 26,034.46	\$ 129,952.28	\$ (12,286.19)	\$ 639.69	\$ (12,925.88)
Fund:	572									
	572-9224	FY24 TITLE I-A	(6,558.54)	0.00	38,948.93	0.00	32,390.39	0.00	0.00	0.00
	572-9225	FY25 TITLE I-A	0.00	23,265.12	136,816.87	29,609.67	154,797.50	(17,980.63)	123.08	(18,103.71)
			\$ (6,558.54)	\$ 23,265.12	\$ 175,765.80	\$ 29,609.67	\$ 187,187.89	\$ (17,980.63)	\$ 123.08	\$ (18,103.71)
Fund:	584									
	584-9225	FY25 TITLE IV	0.00	0.00	450.00	0.00	450.00	0.00	21,260.44	(21,260.44)
			\$ 0.00	\$ 0.00	\$ 450.00	\$ 0.00	\$ 450.00	\$ 0.00	\$ 21,260.44	\$ (21,260.44)

CRESTVIEW LOCAL SCHOOLS

Cash Summary Report

	Full Account Code	Description	Initial Cash	MTD Received	FYTD Received	MTD Expended	FYTD Expended	Fund Balance	Encumbrance	Unencumbered Balance
Fund: 590										
	590-9224	FY24 TITLE II-A	\$ (29,257.68)	\$ 0.00	\$ 29,257.68	\$ 0.00	\$ 0.00	\$ 0.00	\$ 0.00	\$ 0.00
	590-9225	FY25 TITLE II-A	0.00	0.00	19,086.72	4,900.42	23,987.14	(4,900.42)	3,011.60	(7,912.02)
			\$ (29,257.68)	\$ 0.00	\$ 48,344.40	\$ 4,900.42	\$ 23,987.14	\$ (4,900.42)	\$ 3,011.60	\$ (7,912.02)
Grand Total			\$ 17,808,081.99	\$ 947,758.71	\$ 8,362,807.48	\$ 1,213,221.16	\$ 8,589,264.05	\$ 17,581,625.42	\$ 2,391,046.64	\$ 15,190,578.78

CRESTVIEW LOCAL SCHOOLS

Disbursement Report

Check #	Reference #	Vendor #	Primary Name	Date	Type	Amount	Check Type	Reconcile Date	Status	Void Date	Printed
85826	35650	1949	MOORE, HALEY	9/5/2024	ACCOUNTS PAYABLE	\$ 50.00	Check		OUTSTANDING		<input checked="" type="checkbox"/>
86185	36052	902741	Jacobs, Alyssa	10/31/2024	ACCOUNTS PAYABLE	40.27	Check		OUTSTANDING		<input checked="" type="checkbox"/>
86212	36097	35933	Hays, Brock	11/6/2024	ACCOUNTS PAYABLE	414.00	Check		OUTSTANDING		<input checked="" type="checkbox"/>
86221	36076	3266	MILLER, AUBREY	11/6/2024	ACCOUNTS PAYABLE	4,877.13	Check		OUTSTANDING		<input checked="" type="checkbox"/>
86366	36271	36320	GOLDEN GATE FINANCIAL SERVICES LLC	12/6/2024	ACCOUNTS PAYABLE	350.00	Check		OUTSTANDING		<input checked="" type="checkbox"/>
86393	36302	1265	OHIO EDISON	12/16/2024	ACCOUNTS PAYABLE	13,602.25	Check		OUTSTANDING		<input checked="" type="checkbox"/>
86394	36327	1396	BASA	12/16/2024	ACCOUNTS PAYABLE	179.00	Check		OUTSTANDING		<input checked="" type="checkbox"/>
86396	36329	2011	SANTMYER OIL ASHLAND	12/16/2024	ACCOUNTS PAYABLE	3,104.65	Check		OUTSTANDING		<input checked="" type="checkbox"/>
86416	36308	5505	APPLESEED COMMUNITY MENTAL HEALTH CENTER INC	12/16/2024	ACCOUNTS PAYABLE	2,432.33	Check		OUTSTANDING		<input checked="" type="checkbox"/>
86417	36338	5665	DB YUMMERS, LLC.	12/16/2024	ACCOUNTS PAYABLE	1,892.00	Check		OUTSTANDING		<input checked="" type="checkbox"/>
86418	36318	34363	Institute for Multi Sensory Education LLC	12/16/2024	ACCOUNTS PAYABLE	375.00	Check		OUTSTANDING		<input checked="" type="checkbox"/>
86427	36309	36020	SMARTPASS	12/16/2024	ACCOUNTS PAYABLE	1,692.95	Check		OUTSTANDING		<input checked="" type="checkbox"/>
86431	36331	36230	GODSEY, NATHAN	12/16/2024	ACCOUNTS PAYABLE	125.00	Check		OUTSTANDING		<input checked="" type="checkbox"/>
86436	36301	36344	K&R SUPPLY	12/16/2024	ACCOUNTS PAYABLE	1,835.95	Check		OUTSTANDING		<input checked="" type="checkbox"/>
86437	36326	36345	ASHLAND UNIVERSITY BOOKSTORE	12/16/2024	ACCOUNTS PAYABLE	220.00	Check		OUTSTANDING		<input checked="" type="checkbox"/>
86442	36312	902806	Rogers Athletic Company	12/16/2024	ACCOUNTS PAYABLE	3,966.00	Check		OUTSTANDING		<input checked="" type="checkbox"/>
86449	36355	902710	Gionino's Pizza	12/18/2024	ACCOUNTS PAYABLE	171.00	Check		OUTSTANDING		<input checked="" type="checkbox"/>
86454	36353	1232	NORTH CENTRAL STATE COLLEGE	12/18/2024	ACCOUNTS PAYABLE	158.00	Check		OUTSTANDING		<input checked="" type="checkbox"/>
86456	36347	1265	OHIO EDISON	12/18/2024	ACCOUNTS PAYABLE	10,728.76	Check		OUTSTANDING		<input checked="" type="checkbox"/>
86460	36359	5202	SPRANG'S TRUCK & RV CENTER	12/18/2024	ACCOUNTS PAYABLE	73.17	Check		OUTSTANDING		<input checked="" type="checkbox"/>
86461	36371	3260	ALLIED RESTAURANT SERVICE	12/20/2024	ACCOUNTS PAYABLE	534.00	Check		OUTSTANDING		<input checked="" type="checkbox"/>
86464	36383	4311	CAMP NUHOP	12/20/2024	ACCOUNTS PAYABLE	8,550.00	Check		OUTSTANDING		<input checked="" type="checkbox"/>
86466	36370	36366	FISCHER FOODS	12/20/2024	ACCOUNTS PAYABLE	3,307.00	Check		OUTSTANDING		<input checked="" type="checkbox"/>
86477	36384	4448	NATIONAL	12/20/2024	ACCOUNTS	85.00	Check		OUTSTANDING		<input checked="" type="checkbox"/>

CRESTVIEW LOCAL SCHOOLS

Disbursement Report

Check #	Reference #	Vendor #	Primary Name	Date	Type	Amount	Check Type	Reconcile Date	Status	Void Date	Printed
			FFA ASSOCIATION	4	_PAYABLE				ING		
86478	36377	4557	OHIO FFA ASSOCIATION	12/20/2024	ACCOUNTS _PAYABLE	\$ 70.00	Check		OUTSTANDING		<input checked="" type="checkbox"/>
86486	36389	34486	Grady Enterprises Inc	12/27/2024	ACCOUNTS _PAYABLE	248.00	Check		OUTSTANDING		<input checked="" type="checkbox"/>
86487	36390	2864	OHIO SCHOOL BENEFITS COOPERATIVE	12/27/2024	ACCOUNTS _PAYABLE	160,341.10	Check		OUTSTANDING		<input checked="" type="checkbox"/>
86488	36391	5601	Trustmark	12/27/2024	ACCOUNTS _PAYABLE	5,919.63	Check		OUTSTANDING		<input checked="" type="checkbox"/>
86489	36392	4324	TRI COUNTY EDUCATIONAL SERVICE	12/27/2024	ACCOUNTS _PAYABLE	1,601.08	Check		OUTSTANDING		<input checked="" type="checkbox"/>
86490	36407	2617	AEDVENTURE	12/30/2024	ACCOUNTS _PAYABLE	627.50	Check		OUTSTANDING		<input checked="" type="checkbox"/>
86491	36409	36352	ASHLAND COUNTY SHERIFF'S OFFICE	12/30/2024	ACCOUNTS _PAYABLE	62.00	Check		OUTSTANDING		<input checked="" type="checkbox"/>
86492	36395	36269	ASHLAND FLORAL GARDENS LLC	12/30/2024	ACCOUNTS _PAYABLE	49.90	Check		OUTSTANDING		<input checked="" type="checkbox"/>
86493	36402	3566	BCU ELECTRIC INC.	12/30/2024	ACCOUNTS _PAYABLE	560.00	Check		OUTSTANDING		<input checked="" type="checkbox"/>
86494	36399	3067	COOPER. AMBER	12/30/2024	ACCOUNTS _PAYABLE	25.00	Check		OUTSTANDING		<input checked="" type="checkbox"/>
86495	36393	34383	EBS - STEPPING STONE GROUP	12/30/2024	ACCOUNTS _PAYABLE	5,660.00	Check		OUTSTANDING		<input checked="" type="checkbox"/>
86496	36396	36211	HILL INTERNATIONAL TRUCKS LLC	12/30/2024	ACCOUNTS _PAYABLE	224.65	Check		OUTSTANDING		<input checked="" type="checkbox"/>
86497	36398	1191	HOME DEPOT	12/30/2024	ACCOUNTS _PAYABLE	10.10	Check		OUTSTANDING		<input checked="" type="checkbox"/>
86498	36415	36210	INDUSTRIAL APPRAISAL COMPANY	12/30/2024	ACCOUNTS _PAYABLE	8,600.00	Check		OUTSTANDING		<input checked="" type="checkbox"/>
86499	36405	36215	JOHNSON, BROOKELYN	12/30/2024	ACCOUNTS _PAYABLE	25.00	Check		OUTSTANDING		<input checked="" type="checkbox"/>
86500	36410	36364	JOHNSON, CHLOEE	12/30/2024	ACCOUNTS _PAYABLE	25.00	Check		OUTSTANDING		<input checked="" type="checkbox"/>
86501	36394	3976	KIMBALL MIDWEST	12/30/2024	ACCOUNTS _PAYABLE	49.30	Check		OUTSTANDING		<input checked="" type="checkbox"/>
86502	36404	1081	MASI ENVIRONMENTAL LABORATORY	12/30/2024	ACCOUNTS _PAYABLE	158.65	Check		OUTSTANDING		<input checked="" type="checkbox"/>
86503	36411	902820	Parts Town LLC	12/30/2024	ACCOUNTS _PAYABLE	113.63	Check		OUTSTANDING		<input checked="" type="checkbox"/>
86504	36413	36324	PPG ARCHITECTURAL FINISHES	12/30/2024	ACCOUNTS _PAYABLE	583.24	Check		OUTSTANDING		<input checked="" type="checkbox"/>

CRESTVIEW LOCAL SCHOOLS

Disbursement Report

Check #	Reference #	Vendor #	Primary Name	Date	Type	Amount	Check Type	Reconcile Date	Status	Void Date	Printed
86505	36400	36351	INC ProTouch Vehicle Protection	12/30/2024	ACCOUNTS_PAYABLE	\$ 300.00	Check		OUTSTANDING		<input checked="" type="checkbox"/>
86506	36403	35017	Start 2 Sew	12/30/2024	ACCOUNTS_PAYABLE	175.88	Check		OUTSTANDING		<input checked="" type="checkbox"/>
86507	36408	2814	SUN GRAPHICS INC.	12/30/2024	ACCOUNTS_PAYABLE	2,106.42	Check		OUTSTANDING		<input checked="" type="checkbox"/>
86508	36401	5824	TOBY'S DINNER THEATRE	12/30/2024	ACCOUNTS_PAYABLE	636.00	Check		OUTSTANDING		<input checked="" type="checkbox"/>
86509	36414	4534	VERIZON WIRELESS	12/30/2024	ACCOUNTS_PAYABLE	60.24	Check		OUTSTANDING		<input checked="" type="checkbox"/>
86510	36397	35980	Walmart (CO)	12/30/2024	ACCOUNTS_PAYABLE	2,045.63	Check		OUTSTANDING		<input checked="" type="checkbox"/>
86511	36406	34462	WELLINGTON IMPLEMENT CO, INC	12/30/2024	ACCOUNTS_PAYABLE	39.44	Check		OUTSTANDING		<input checked="" type="checkbox"/>
86512	36412	36082	YOUNG, ANDREA	12/30/2024	ACCOUNTS_PAYABLE	153.83	Check		OUTSTANDING		<input checked="" type="checkbox"/>
Grand Total						\$ 249,234.68					

CRESTVIEW LOCAL SCHOOLS

Check Report

Check Number	Payment Number	Transaction Type	Amount	Issued Date	Transaction Date	Reconciled Date	Status	Pay To Name
81720	1021467	DeductionCheck	\$ 30.00	5/19/2023	5/17/2023		Paid	BLACKROCK COLLEGEADVANTAGE529
81858	1024580	DeductionCheck	30.00	1/26/2024	1/25/2024		Paid	BLACKROCK COLLEGEADVANTAGE529
81948	1026069	RefundDeduction	4.87	5/22/2024	5/22/2024		Paid	Grady, Julia Rose
81951	1026072	RefundDeduction	4.92	5/22/2024	5/22/2024		Paid	Pugh, Katelyn Marie
81953	1026074	RefundDeduction	4.81	5/22/2024	5/22/2024		Paid	Young, Sara Ann
81982	1026701	PayrollCheck	1,201.87	7/12/2024	7/9/2024		Paid	NONNEMACHE R, KENNEDY
82024	1027569	DeductionCheck	30.00	9/20/2024	9/19/2024		Paid	BLACKROCK COLLEGE ADVANTAGE 529
82084	1028813	DeductionCheck	30.00	12/27/2024	12/23/2024		Paid	BLACKROCK COLLEGE ADVANTAGE 529
82085	1028816	DeductionCheck	5,906.06	12/27/2024	12/23/2024		Paid	CTA UNION DUES
82086	1028817	DeductionCheck	934.40	12/27/2024	12/23/2024		Paid	Grady Enterprises Inc.
82087	1028819	DeductionCheck	713.78	12/27/2024	12/23/2024		Paid	OAPSE
82088	1028823	DeductionCheck	19,001.91	12/27/2024	12/23/2024		Paid	OHIO SCHOOL BENEFITS
82089	1028824	DeductionCheck	65.56	12/27/2024	12/23/2024		Paid	ONTARIO INCOME TAX
82090	1028825	DeductionCheck	4.18	12/27/2024	12/23/2024		Paid	PEOPLE-QUALIFIED COMMITTEE
82092	1028832	DeductionCheck	176.94	12/27/2024	12/23/2024		Paid	TEXAS LIFE INSURANCE COMPANY
82093	1028833	DeductionCheck	125.00	12/27/2024	12/23/2024		Paid	THE CRESTVIEW EDUCATIONAL Trustmark
82094	1028834	DeductionCheck	2,317.43	12/27/2024	12/23/2024		Paid	
82096	1028836	DeductionCheck	100.00	12/27/2024	12/23/2024		Paid	UNITED WAY OF RICHLAND COUNTY
82097	1028837	DeductionCheck	369.16	12/27/2024	12/23/2024		Paid	WASHINGTON NATIONAL INSURANCE
82098	1028717	PayrollCheck	147.94	12/27/2024	12/27/2024		Paid	WRIGHT, SHELBY
Grand Total			\$ 31,198.83					



P.O. Box 7177
Dublin, OH 43017

Account Statement

December 01, 2024 - December 31, 2024

ACCOUNT NUMBER

15581

REGISTRATION

CRESTVIEW LOCAL BD of ED
ATTN ROBIN KLENK
1575 ST RT 96
ASHLAND, OH 44805

Return Service Requested

0000901-0000957 PDFE 001 ----- 730473



CRESTVIEW LOCAL BD OF ED
ATTN ROBIN KLENK
1575 ST RT 96
ASHLAND, OH 44805

Client Services



Call: 800-648-STAR (7827)



Visit our website: www.tos.ohio.gov/star-ohio



Funds Management
STAR Ohio
Columbus, OH 43260

Shareholder Message Center

Tips to Help Maintain the Security of Your STAR Ohio Account:

- * Never click on unverified links or open suspicious attachments, including unexpected invoices
- * Only download from trusted sites
- * Don't respond to or open emails from unknown or unexpected senders
- * Pay close attention to the sender's name in emails, ensuring it is legitimate
- * Be wary of emails or invoices stating a sense of urgency and a resulting consequence
- * Any misspellings, grammar errors, or strange diction in emails should be considered suspicious - promptly report to your IT department
- * Keep passwords and authorization codes in a secure and safe offline location; don't share them with others
- * Only access financial accounts using a trusted, secure device
- * Make sure your PC is up to date with the latest versions of software and most recent patches

STAR Ohio will be closed on Wednesday, January 1, 2025 for New Year's Day and Monday, January 20, 2025 for Martin Luther King, Jr. Day.

STAR Ohio will close early (at 1:00 p.m.) on Thursday, January 9, 2025 due to the Presidential Day of Mourning.

For questions or to make updates to your account, contact us Monday through Friday from 8:30 a.m. to 5:00 p.m. at info@starohio.com or 1.800.648.STAR(7827).

ACCOUNT SUMMARY

Funds	Total Shares	Share Price	Share Value
STAR Ohio	2,666,687.050	\$1.0000	\$2,666,687.05

DISTRIBUTION SUMMARY

Funds	YTD Earnings	Reinvestment Option
	Income	Income
STAR Ohio	\$74,475.91	Reinvest

TRANSACTIONS

STAR Ohio Account Number: 15581

30 Day Yield = 4.70%

Date	Transaction Type	To/From Account Number	Shares	Share Price	Gross Amount	Share Value
	Beginning Shares Balance		2,656,084.130	\$1.00		\$2,656,084.13
12/31/2024	Income Dividend Reinvestment		10,602.920	\$1.00	\$10,602.92	2,666,687.05
	Closing Balance		2,666,687.050	\$1.00		\$2,666,687.05



Crestview Local School District Operating Account

Monthly Investment Report
December 31, 2024

Your Investment Representative:

Eileen Stanic
(440) 662-8268
estanic@meederinvestment.com

For questions about your account please contact your investment representative or contact publicfundsoperations@meederinvestment.com
Dublin, Ohio | Lansing, Michigan | Long Beach, California | Austin, Texas | 866-633-3371 | www.meederpublicfunds.com

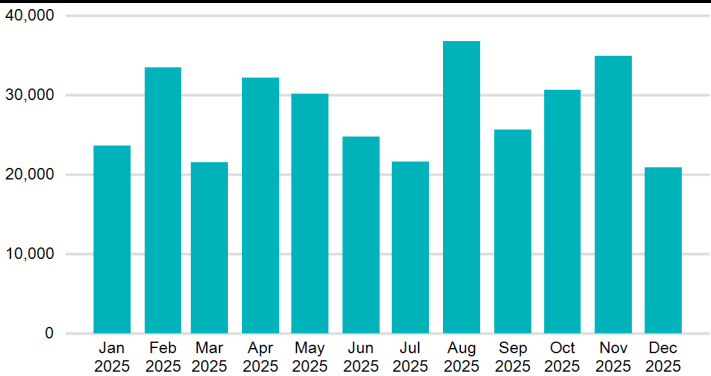
MONTHLY RECONCILIATION

Beginning Book Value	10,800,639.51
Contributions	
Withdrawals	
Prior Month Management Fees	(834.20)
Prior Month Custodian Fees	(67.43)
Realized Gains/Losses	4,671.33
Purchased Interest	(153.30)
Gross Interest Earnings	25,993.12
Ending Book Value	10,830,249.03

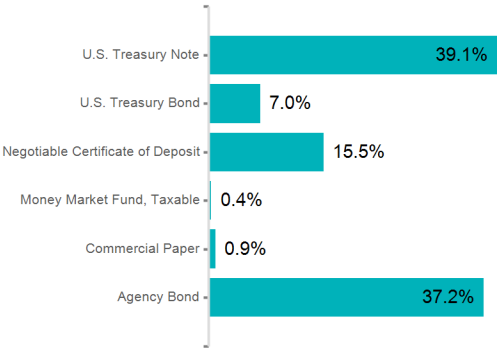
PORTFOLIO CHARACTERISTICS

Portfolio Yield to Maturity	3.32%
Portfolio Effective Duration	2.31 yrs
Weighted Average Maturity	2.46 yrs

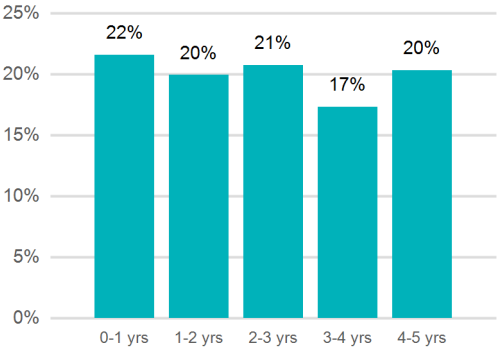
PROJECTED MONTHLY INCOME SCHEDULE



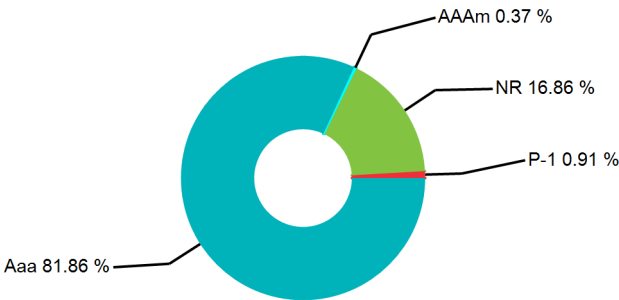
SECTOR ALLOCATION



MATURITY DISTRIBUTION



CREDIT QUALITY



Crestview Local School District Operating Account

PROJECTED INCOME SCHEDULE

As of December 31, 2024



CUSIP	SECURITY DESCRIPTION	Jan 2025	Feb 2025	Mar 2025	Apr 2025	May 2025	Jun 2025	Jul 2025	Aug 2025	Sep 2025	Oct 2025	Nov 2025	Dec 2025
07371DEV5	Beal Bank USA 3.200% 08/12/2026		1,855						1,825				
12547CBN7	CIBC Bank USA 4.500% 05/25/2028					3,347						3,403	
146102AP3	Carter Bank & Trust 4.300% 03/20/2029	730	730	660	730	707	730	707	730	730	707	730	707
15118RC39	Celtic Bank Corporation 3.850% 02/10/2027	327	327	295	327	316	327	316	327	327	316	327	316
29367RNE2	Enterprise Bank 4.400% 07/10/2029	220	220	220	220	220	220	220	220	220	220	220	220
3130ALED2	FHLB 1.020% 02/24/2027		765						765				
3130AMSB9	FHLB 0.700% 06/16/2025						700						
3130AN2Q2	FHLB 1.000% 06/30/2026						1,250						1,250
3130APB87	FHLB 1.100% 10/13/2026				550						550		
3130AQJ87	FHLB 1.600% 01/19/2027	1,200						1,200					
3130ATUT2	FHLB 4.500% 12/14/2029						4,050						4,050
3133EJ2C2	FFCB 3.220% 12/10/2025						2,174						5,623
3133EJ2D0	FFCB 3.430% 12/06/2028						1,029						1,029
3133EMH21	FFCB 0.900% 06/15/2026						900						900
3133EMKZ4	FFCB 0.790% 06/21/2027						474						474
3133EMN65	FFCB 1.610% 07/06/2029	1,047						1,047					
3133EMQ70	FFCB 1.150% 10/14/2027				748						748		
3133EMUK6	FFCB 1.050% 03/25/2026			735						735			
3133EMZB1	FFCB 0.960% 05/13/2026					528						528	
3133EN4S6	FFCB 3.750% 12/22/2027						2,719						2,719
3133ENL99	FFCB 3.375% 09/15/2027			2,278						2,278			
3133ENN22	FFCB 3.750% 09/22/2025			2,344						5,344			
3133ENTS9	FFCB 2.600% 04/05/2027				1,300						1,300		
3133EP4A0	FFCB 4.250% 02/28/2029		3,188						3,188				

Crestview Local School District Operating Account

PROJECTED INCOME SCHEDULE

As of December 31, 2024



CUSIP	SECURITY DESCRIPTION	Jan 2025	Feb 2025	Mar 2025	Apr 2025	May 2025	Jun 2025	Jul 2025	Aug 2025	Sep 2025	Oct 2025	Nov 2025	Dec 2025
3133EPDP7	FFCB 3.625% 03/21/2028			2,356						2,356			
3133EPNH4	FFCB 3.875 06/21/2028						2,906						2,906
3133ERAK7	FFCB 4.375% 04/10/2029				3,938						3,938		
3133ERHT1	FFCB 4.750% 04/24/2026				3,800						3,800		
3134GWEJ1	FMCC 0.950% 07/30/2027	546						546					
3134GWNC6	FMCC 0.625% 08/19/2025		313						10,462				
3134GWZV1	FMCC 0.650% 10/22/2025				325						1,325		
3135G03U5	FNMA 0.625% 04/22/2025				3,632								
3135G06G3	FNMA 0.500% 11/07/2025					250						10,766	
31422X7K2	FARMER MAC 4.70% 09/27/2028			3,408						3,408			
37312PDG1	Georgia Banking Company, Inc. 4.800% 10/17/2028	1,754			1,716			1,735			1,754		
40219MAX2	Gulf Capital Bank 3.800% 09/27/2029			3,392						3,448			
62479LSP1	MUFG Bank, Ltd. 05/23/2025					3,420							
742651DZ2	PEFCO 3.900% 10/15/2027				1,463						1,463		
856285Q95	State Bank of India 3.450% 08/16/2027		2,156						2,156				
87164YP81	Synchrony Bank 3.500% 08/05/2027		4,323						4,252				
89235MPN5	Toyota Financial Savings Bank 4.600% 05/24/2029					4,334						4,406	
91139LAS5	United Roosevelt Savings Bank 4.600% 06/13/2029	742	742	670	742	718	742	718	742	742	718	742	718
9128283V0	UST 2.500% 01/31/2025	3,768											
9128284V9	UST 2.875% 08/15/2028		1,797						1,797				
912828U24	UST 2.000% 11/15/2026					1,500						1,500	
912828X88	UST 2.375% 05/15/2027					1,544						1,544	
912828Y95	UST 1.875% 07/31/2026	1,875						1,875					

Crestview Local School District Operating Account

PROJECTED INCOME SCHEDULE

As of December 31, 2024



CUSIP	SECURITY DESCRIPTION	Jan 2025	Feb 2025	Mar 2025	Apr 2025	May 2025	Jun 2025	Jul 2025	Aug 2025	Sep 2025	Oct 2025	Nov 2025	Dec 2025
912828YX2	UST 1.750% 12/31/2026						1,750						1,750
912828ZF0	UST 0.500% 03/31/2025			1,941									
912828ZL7	UST 0.375% 04/30/2025				1,988								
912828ZT0	UST 0.250% 05/31/2025					2,543							
912828ZW3	UST 0.250% 06/30/2025						2,906						
91282CAB7	UST 0.250% 07/31/2025	125						2,012					
91282CAM3	UST 0.250% 09/30/2025			125						3,008			
91282CAT8	UST 0.250% 10/31/2025				250						3,328		
91282CBH3	UST 0.375% 01/31/2026	281						281					
91282CCF6	UST 0.750% 05/31/2026					750						750	
91282CCZ2	UST 0.875% 09/30/2026			547						547			
91282CDF5	UST 1.375% 10/31/2028				413						413		
91282CDZ1	UST 1.500% 02/15/2025		6,744										
91282CEF4	UST 2.500% 03/31/2027			1,875						1,875			
91282CEN7	UST 2.750% 04/30/2027				1,856						1,856		
91282CFB2	UST 2.750% 07/31/2027	1,788						1,788					
91282CFU0	UST 4.125% 10/31/2027				1,341						1,341		
91282CFZ9	UST 3.875% 11/30/2027					2,809						2,809	
91282CGH8	UST 3.500% 01/31/2028	3,850						3,850					
91282CGL9	UST 4.000% 02/15/2026		2,800						2,800				
91282CGP0	UST 4.000% 02/29/2028		3,000						3,000				
91282CHA2	UST 3.500% 04/30/2028				3,500						3,500		
91282CHQ7	UST 4.125% 07/31/2028	2,475						2,475					
91282CHX2	UST 4.375% 08/31/2028		1,313						1,313				
91282CJA0	UST 4.625% 09/30/2028			694						694			

PROJECTED INCOME SCHEDULE

As of December 31, 2024

CUSIP	SECURITY DESCRIPTION	Jan 2025	Feb 2025	Mar 2025	Apr 2025	May 2025	Jun 2025	Jul 2025	Aug 2025	Sep 2025	Oct 2025	Nov 2025	Dec 2025
91282CJN2	UST 4.375% 11/30/2028					3,500						3,500	
91282CJR3	UST 3.750% 12/31/2028						1,875						1,875
91282CJW2	UST 4.000% 01/31/2029	2,900						2,900					
91282CLK5	UST 3.625% 08/31/2029		3,263						3,263				
91282CLR0	UST 4.125% 10/31/2029				3,403						3,403		
91282CMA6	UST 4.125% 11/30/2029					3,713						3,713	
TOTAL		23,628	33,535	21,540	32,241	30,200	24,752	21,670	36,839	25,712	30,679	34,938	24,538

Crestview Local School District Operating Account

POSITION STATEMENT

As of December 31, 2024



CUSIP	Security Description	Trade Date/ Settlement Date	Par Value	Principal Cost/ Purchased Interest	Total Cost	Yield at Cost	Maturity/ Duration	Market Price/ Market Value	Unrealized Gain/ (Loss)	% of Assets	Moody's/ S&P Rating
Cash and Cash Equivalents											
31846V567	First American Funds, Inc.	12/31/2024 12/31/2024	\$39,363.10	\$39,363.10	\$39,363.10	4.37%	0.003 0.003	\$1.00 \$39,363.10	\$0.00	0.29%	AAAm
STAROHIO	STAR Ohio XX581	12/31/2024 12/31/2024	\$2,666,687.05	\$2,666,687.05	\$2,666,687.05	4.60%	0.003 0.003	\$1.00 \$2,666,687.05	\$0.00	19.84%	AAAm
SubTotal			\$2,706,050.15	\$2,706,050.15	\$2,706,050.15	4.60%		\$2,706,050.15	\$0.00	20.13%	
Agency Bond											
3135G03U5	FNMA 0.625% 04/22/2025	6/13/2024 6/17/2024	\$90,000.00	\$86,649.30	\$86,649.30	5.17%	0.307	\$98.85 \$88,964.91	\$2,315.61	0.66%	Aaa AA+
3130AMSB9	FHLB 0.700% 06/16/2025	6/15/2021 6/16/2021	\$200,000.00	\$200,000.00	\$200,000.00	0.70%	0.458 0.458	\$98.23 \$196,456.00	(\$3,544.00)	1.46%	Aaa AA+
3136G4XZ1	FNMA 0.740% 06/30/2025	6/25/2020 6/30/2020	\$100,000.00	\$100,000.00	\$100,000.00	0.74%	0.496 0.500	\$98.10 \$98,101.00	(\$1,899.00)	0.73%	Aaa AA+
3134GWNC6	FMCC 0.625% 08/19/2025	9/29/2022 9/30/2022	\$100,000.00	\$89,851.00	\$89,851.00	4.41%	0.633 0.632	\$97.50 \$97,496.00	\$7,645.00	0.73%	Aaa AA+
3133ENN22	FFCB 3.750% 09/22/2025	10/20/2022 10/21/2022	\$125,000.00	\$122,000.00	\$122,000.00	4.64%	0.726 0.716	\$99.53 \$124,410.00	\$2,410.00	0.93%	Aaa AA+
3134GWZV1	FMCC 0.650% 10/22/2025	10/14/2021 10/15/2021	\$100,000.00	\$99,000.00	\$99,000.00	0.90%	0.808 0.807	\$97.05 \$97,045.00	(\$1,955.00)	0.72%	Aaa AA+
3135G06G3	FNMA 0.500% 11/07/2025	11/14/2022 11/15/2022	\$100,000.00	\$89,484.00	\$89,484.00	4.30%	0.852 0.849	\$96.82 \$96,815.00	\$7,331.00	0.72%	Aaa AA+
3133EJ2C2	FFCB 3.220% 12/10/2025	5/15/2024 5/16/2024	\$135,000.00	\$131,550.08	\$131,550.08	4.93%	0.942 0.934	\$98.88 \$133,486.65	\$1,936.57	0.99%	Aaa AA+
3133EMUK6	FFCB 1.050% 03/25/2026	3/18/2021 3/25/2021	\$140,000.00	\$140,000.00	\$140,000.00	1.05%	1.230 1.225	\$95.78 \$134,089.20	(\$5,910.80)	1.00%	Aaa AA+
3133ERHT1	FFCB 4.750% 04/24/2026	7/3/2024 7/5/2024	\$160,000.00	\$159,828.80	\$159,828.80	4.82%	1.312 1.279	\$100.44 \$160,702.40	\$873.60	1.20%	Aaa AA+
3133EMZB1	FFCB 0.960% 05/13/2026	5/13/2021 5/14/2021	\$110,000.00	\$109,780.00	\$109,780.00	1.00%	1.364 1.359	\$95.25 \$104,779.40	(\$5,000.60)	0.78%	Aaa AA+
3133EMH21	FFCB 0.900% 06/15/2026	6/14/2021 6/15/2021	\$200,000.00	\$200,000.00	\$200,000.00	0.90%	1.455 1.449	\$94.88 \$189,766.00	(\$10,234.00)	1.41%	Aaa AA+
3130AN2Q2	FHLB 1.000% 06/30/2026	6/25/2021 6/30/2021	\$250,000.00	\$250,000.00	\$250,000.00	1.00%	1.496 1.492	\$94.85 \$237,127.50	(\$12,872.50)	1.76%	Aaa AA+

Crestview Local School District Operating Account

POSITION STATEMENT

As of December 31, 2024



CUSIP	Security Description	Trade Date/ Settlement Date	Par Value	Principal Cost/ Purchased Interest	Total Cost	Yield at Cost	Maturity/ Duration	Market Price/ Market Value	Unrealized Gain/ (Loss)	% of Assets	Moody's/ S&P Rating
3130APB87	FHLB 1.100% 10/13/2026	10/14/2021 10/15/2021	\$100,000.00	\$99,730.00	\$99,730.00	1.16%	1.784 1.766	\$94.20 \$94,195.00	(\$5,535.00)	0.70%	Aaa AA+
3130AQJ87	FHLB 1.600% 01/19/2027	7/25/2022 7/26/2022	\$150,000.00	\$140,393.25	\$140,393.25	3.14%	2.052 2.009	\$94.11 \$141,171.00	\$777.75	1.05%	Aaa AA+
3130ALED2	FHLB 1.020% 02/24/2027	7/25/2022 7/26/2022	\$150,000.00	\$136,206.00	\$136,206.00	3.20%	2.151 2.121	\$92.67 \$139,002.00	\$2,796.00	1.03%	Aaa AA+
3133ENTS9	FFCB 2.600% 04/05/2027	4/4/2022 4/5/2022	\$100,000.00	\$99,719.00	\$99,719.00	2.66%	2.260 2.196	\$96.11 \$96,108.00	(\$3,611.00)	0.71%	Aaa AA+
3133EMKZ4	FFCB 0.790% 06/21/2027	9/22/2022 9/23/2022	\$120,000.00	\$102,387.60	\$102,387.60	4.24%	2.471 2.452	\$91.45 \$109,734.00	\$7,346.40	0.82%	Aaa AA+
3134GWEJ1	FMCC 0.950% 07/30/2027	7/28/2022 8/1/2022	\$115,000.00	\$104,207.25	\$104,207.25	2.99%	2.578 2.546	\$91.02 \$104,667.25	\$460.00	0.78%	Aaa AA+
3133ENL99	FFCB 3.375% 09/15/2027	10/21/2022 10/24/2022	\$135,000.00	\$128,776.50	\$128,776.50	4.43%	2.707 2.582	\$97.28 \$131,326.65	\$2,550.15	0.98%	Aaa AA+
3133EMQ70	FFCB 1.150% 10/14/2027	3/31/2023 3/31/2023	\$130,000.00	\$114,285.60	\$114,285.60	4.10%	2.786 2.741	\$90.85 \$118,110.20	\$3,824.60	0.88%	Aaa AA+
742651DZ2	PEFCO 3.900% 10/15/2027	4/27/2023 5/3/2023	\$40,000.00	\$40,064.00	\$40,064.00	3.86%	2.789 2.647	\$98.02 \$39,208.00	(\$856.00)	0.29%	Aaa AA+
742651DZ2	PEFCO 3.900% 10/15/2027	4/28/2023 5/3/2023	\$35,000.00	\$34,944.00	\$34,944.00	3.94%	2.789 2.647	\$98.02 \$34,307.00	(\$637.00)	0.26%	Aaa AA+
3133EN4S6	FFCB 3.750% 12/22/2027	12/16/2022 12/22/2022	\$145,000.00	\$145,126.15	\$145,126.15	3.73%	2.975 2.839	\$97.95 \$142,024.60	(\$3,101.55)	1.06%	Aaa AA+
3133EPDP7	FFCB 3.625% 03/21/2028	3/30/2023 3/31/2023	\$130,000.00	\$128,373.70	\$128,373.70	3.90%	3.222 3.038	\$97.49 \$126,734.40	(\$1,639.30)	0.94%	Aaa AA+
3133EPNH4	FFCB 3.875 06/21/2028	6/15/2023 6/21/2023	\$150,000.00	\$149,332.50	\$149,332.50	3.97%	3.474 3.277	\$98.03 \$147,049.50	(\$2,283.00)	1.09%	Aaa AA+
31422X7K2	FARMER MAC 4.70% 09/27/2028	9/27/2023 10/2/2023	\$145,000.00	\$144,369.25	\$144,369.25	4.80%	3.742 3.433	\$100.41 \$145,591.60	\$1,222.35	1.08%	
3133EJ2D0	FFCB 3.430% 12/06/2028	4/8/2024 4/10/2024	\$60,000.00	\$57,342.60	\$57,342.60	4.49%	3.934 3.696	\$95.96 \$57,576.60	\$234.00	0.43%	Aaa AA+
3133EP4A0	FFCB 4.250% 02/28/2029	2/23/2024 2/28/2024	\$150,000.00	\$149,610.00	\$149,610.00	4.31%	4.164 3.799	\$99.01 \$148,518.00	(\$1,092.00)	1.10%	Aaa AA+
3133ERAK7	FFCB 4.375% 04/10/2029	4/5/2024 4/10/2024	\$180,000.00	\$179,590.14	\$179,590.14	4.43%	4.277 3.907	\$99.56 \$179,202.60	(\$387.54)	1.33%	Aaa AA+
3133EMN65	FFCB 1.610% 07/06/2029	7/5/2024 7/8/2024	\$130,000.00	\$113,750.00 \$11.63	\$113,761.63	4.43%	4.515 4.321	\$87.32 \$113,509.50	(\$240.50)	0.84%	Aaa AA+

POSITION STATEMENT

As of December 31, 2024

CUSIP	Security Description	Trade Date/ Settlement Date	Par Value	Principal Cost/ Purchased Interest	Total Cost	Yield at Cost	Maturity/ Duration	Market Price/ Market Value	Unrealized Gain/ (Loss)	% of Assets	Moody's/ S&P Rating
3130ATUT2	FHLB 4.500% 12/14/2029	12/18/2024 12/19/2024	\$180,000.00	\$180,565.20 \$112.50	\$180,677.70	4.43%	4.956 4.486	\$100.02 \$180,037.80	(\$527.40)	1.34%	Aaa AA+
SubTotal			\$4,155,000.00	\$4,026,915.92 \$124.13	\$4,027,040.05	3.23%		\$4,007,312.76	(\$19,603.16)	29.81%	
Commercial Paper											
62479LSP1	MUFG Bank, Ltd. 05/23/2025	8/26/2024 8/26/2024	\$100,000.00	\$96,580.00	\$96,580.00	4.72%	0.392 0.397	\$98.15 \$98,145.00	\$1,565.00	0.73%	P-1 A-1
SubTotal			\$100,000.00	\$96,580.00	\$96,580.00	4.72%		\$98,145.00	\$1,565.00	0.73%	
Negotiable Certificate of Deposit											
07371DEV5	Beal Bank USA 3.200% 08/12/2026	8/4/2022 8/17/2022	\$115,000.00	\$114,568.75	\$114,568.75	3.30%	1.614 1.566	\$96.47 \$110,945.10	(\$3,623.65)	0.83%	
15118RC39	Celtic Bank Corporation 3.850% 02/10/2027	1/20/2023 2/10/2023	\$100,000.00	\$99,675.00	\$99,675.00	3.94%	2.112 2.027	\$98.18 \$98,177.00	(\$1,498.00)	0.73%	
87164YP81	Synchrony Bank 3.500% 08/05/2027	7/29/2022 8/5/2022	\$245,000.00	\$243,775.00	\$243,775.00	3.61%	2.595 2.464	\$95.09 \$232,963.15	(\$10,811.85)	1.73%	
856285Q95	State Bank of India 3.450% 08/16/2027	8/9/2022 8/16/2022	\$125,000.00	\$124,375.00	\$124,375.00	3.56%	2.625 2.500	\$95.83 \$119,782.50	(\$4,592.50)	0.89%	
12547CBN7	CIBC Bank USA 4.500% 05/25/2028	5/19/2023 5/25/2023	\$150,000.00	\$149,362.50	\$149,362.50	4.60%	3.400 3.176	\$99.07 \$148,602.00	(\$760.50)	1.11%	
37312PDG1	Georgia Banking Company, Inc. 4.800% 10/17/2028	10/4/2023 10/17/2023	\$145,000.00	\$144,347.50	\$144,347.50	4.90%	3.797 3.459	\$99.66 \$144,503.96	\$156.46	1.07%	
146102AP3	Carter Bank & Trust 4.300% 03/20/2029	3/11/2024 3/20/2024	\$200,000.00	\$199,100.00	\$199,100.00	4.40%	4.219 3.860	\$99.44 \$198,878.00	(\$222.00)	1.48%	
89235MPN5	Toyota Financial Savings Bank 4.600% 05/24/2029	5/15/2024 5/24/2024	\$190,000.00	\$189,145.00	\$189,145.00	4.70%	4.397 4.012	\$99.60 \$189,247.03	\$102.03	1.41%	
91139LAS5	United Roosevelt Savings Bank 4.600% 06/13/2029	6/4/2024 6/17/2024	\$190,000.00	\$189,145.00	\$189,145.00	4.70%	4.452 4.024	\$99.60 \$189,236.01	\$91.01	1.41%	
29367RNE2	Enterprise Bank 4.400% 07/10/2029	6/20/2024 7/10/2024	\$60,000.00	\$59,775.00	\$59,775.00	4.48%	4.526 4.101	\$99.68 \$59,806.26	\$31.26	0.44%	

Crestview Local School District Operating Account

POSITION STATEMENT

As of December 31, 2024



CUSIP	Security Description	Trade Date/ Settlement Date	Par Value	Principal Cost/ Purchased Interest	Total Cost	Yield at Cost	Maturity/ Duration	Market Price/ Market Value	Unrealized Gain/ (Loss)	% of Assets	Moody's/ S&P Rating
40219MAX2	Gulf Capital Bank 3.800% 09/27/2029	9/13/2024 9/27/2024	\$180,000.00	\$179,190.00	\$179,190.00	3.90%	4.742 4.342	\$99.57 \$179,230.86	\$40.86	1.33%	
SubTotal			\$1,700,000.00	\$1,692,458.75	\$1,692,458.75	4.21%		\$1,671,371.87	(\$21,086.88)	12.43%	
U.S. Treasury Bond											
9128283V0	UST 2.500% 01/31/2025	7/25/2022 7/26/2022	\$150,000.00	\$148,107.42	\$148,107.42	3.02%	0.085 0.084	\$99.83 \$149,748.00	\$1,640.58	1.11%	Aaa AA+
912828ZT0	UST 0.250% 05/31/2025	10/28/2021 10/29/2021	\$100,000.00	\$97,582.03	\$97,582.03	0.94%	0.414 0.404	\$98.33 \$98,332.00	\$749.97	0.73%	Aaa AA+
91282CCF6	UST 0.750% 05/31/2026	6/14/2021 6/15/2021	\$200,000.00	\$199,773.44	\$199,773.44	0.77%	1.414 1.376	\$95.13 \$190,265.60	(\$9,507.84)	1.42%	Aaa AA+
912828Y95	UST 1.875% 07/31/2026	6/27/2023 6/28/2023	\$200,000.00	\$185,695.31	\$185,695.31	4.37%	1.581 1.556	\$96.29 \$192,586.00	\$6,890.69	1.43%	Aaa AA+
9128284V9	UST 2.875% 08/15/2028	10/6/2023 10/10/2023	\$125,000.00	\$114,746.09	\$114,746.09	4.79%	3.625 3.425	\$94.84 \$118,554.75	\$3,808.66	0.88%	Aaa AA+
SubTotal			\$775,000.00	\$745,904.29	\$745,904.29	2.81%		\$749,486.35	\$3,582.06	5.58%	
U.S. Treasury Note											
91282CDZ1	UST 1.500% 02/15/2025	7/25/2022 7/26/2022	\$150,000.00	\$144,380.86	\$144,380.86	3.03%	0.126 0.125	\$99.61 \$149,419.95	\$5,039.09	1.11%	Aaa AA+
912828ZF0	UST 0.500% 03/31/2025	6/29/2021 6/30/2021	\$100,000.00	\$99,511.72	\$99,511.72	0.63%	0.247 0.247	\$99.06 \$99,058.60	(\$453.12)	0.74%	Aaa AA+
912828ZF0	UST 0.500% 03/31/2025	10/27/2021 10/29/2021	\$80,000.00	\$78,996.88	\$78,996.88	0.87%	0.247 0.247	\$99.06 \$79,246.88	\$250.00	0.59%	Aaa AA+
912828ZL7	UST 0.375% 04/30/2025	10/27/2021 10/28/2021	\$100,000.00	\$98,199.22	\$98,199.22	0.90%	0.329 0.331	\$98.70 \$98,695.30	\$496.08	0.73%	Aaa AA+
912828ZW3	UST 0.250% 06/30/2025	6/14/2021 6/15/2021	\$200,000.00	\$197,343.75	\$197,343.75	0.58%	0.496 0.500	\$98.02 \$196,039.00	(\$1,304.75)	1.46%	Aaa AA+
91282CAB7	UST 0.250% 07/31/2025	6/29/2021 6/30/2021	\$100,000.00	\$98,113.28	\$98,113.28	0.72%	0.581 0.584	\$97.67 \$97,671.90	(\$441.38)	0.73%	Aaa AA+
91282CAM3	UST 0.250% 09/30/2025	10/28/2021 10/29/2021	\$100,000.00	\$97,117.19	\$97,117.19	1.00%	0.748 0.747	\$97.03 \$97,031.30	(\$85.89)	0.72%	Aaa AA+
91282CAT8	UST 0.250% 10/31/2025	7/29/2021 7/30/2021	\$200,000.00	\$196,921.88	\$196,921.88	0.62%	0.833 0.831	\$96.71 \$193,429.60	(\$3,492.28)	1.44%	Aaa AA+

Crestview Local School District Operating Account

POSITION STATEMENT

As of December 31, 2024



CUSIP	Security Description	Trade Date/ Settlement Date	Par Value	Principal Cost/ Purchased Interest	Total Cost	Yield at Cost	Maturity/ Duration	Market Price/ Market Value	Unrealized Gain/ (Loss)	% of Assets	Moody's/ S&P Rating
91282CBH3	UST 0.375% 01/31/2026	1/14/2022 1/18/2022	\$150,000.00	\$143,619.14	\$143,619.14	1.46%	1.085 1.081	\$95.88 \$143,812.50	\$193.36	1.07%	Aaa AA+
91282CGL9	UST 4.000% 02/15/2026	5/16/2024 5/17/2024	\$140,000.00	\$138,009.38	\$138,009.38	4.85%	1.126 1.096	\$99.66 \$139,529.88	\$1,520.50	1.04%	Aaa AA+
91282CCZ2	UST 0.875% 09/30/2026	9/28/2021 9/30/2021	\$125,000.00	\$124,174.80	\$124,174.80	1.01%	1.748 1.696	\$94.22 \$117,773.50	(\$6,401.30)	0.88%	Aaa AA+
912828U24	UST 2.000% 11/15/2026	7/29/2022 8/1/2022	\$150,000.00	\$145,406.25	\$145,406.25	2.76%	1.874 1.843	\$95.81 \$143,718.75	(\$1,687.50)	1.07%	Aaa AA+
912828YX2	UST 1.750% 12/31/2026	6/29/2023 6/30/2023	\$200,000.00	\$183,132.81	\$183,132.81	4.37%	2.000 1.973	\$95.11 \$190,218.80	\$7,085.99	1.42%	Aaa AA+
91282CEF4	UST 2.500% 03/31/2027	7/25/2022 7/26/2022	\$150,000.00	\$147,375.00	\$147,375.00	2.90%	2.247 2.185	\$96.11 \$144,164.10	(\$3,210.90)	1.07%	Aaa AA+
91282CEN7	UST 2.750% 04/30/2027	12/29/2022 12/30/2022	\$135,000.00	\$128,228.90	\$128,228.90	4.02%	2.329 2.263	\$96.49 \$130,264.47	\$2,035.57	0.97%	Aaa AA+
912828X88	UST 2.375% 05/15/2027	12/29/2022 12/30/2022	\$130,000.00	\$121,473.83	\$121,473.83	4.02%	2.370 2.313	\$95.57 \$124,241.39	\$2,767.56	0.92%	Aaa AA+
91282CFB2	UST 2.750% 07/31/2027	12/29/2022 12/30/2022	\$130,000.00	\$123,271.48	\$123,271.48	4.00%	2.581 2.482	\$96.09 \$124,911.67	\$1,640.19	0.93%	Aaa AA+
91282CFU0	UST 4.125% 10/31/2027	12/19/2022 12/20/2022	\$65,000.00	\$66,041.02	\$66,041.02	3.76%	2.833 2.683	\$99.37 \$64,588.68	(\$1,452.34)	0.48%	Aaa AA+
91282CFZ9	UST 3.875% 11/30/2027	12/16/2022 12/19/2022	\$145,000.00	\$146,625.59	\$146,625.59	3.63%	2.915 2.775	\$98.63 \$143,017.56	(\$3,608.03)	1.06%	Aaa AA+
91282CGH8	UST 3.500% 01/31/2028	6/29/2023 6/30/2023	\$200,000.00	\$194,203.13	\$194,203.13	4.20%	3.085 2.906	\$97.47 \$194,937.40	\$734.27	1.45%	Aaa AA+
91282CGH8	UST 3.500% 01/31/2028	9/6/2024 9/9/2024	\$20,000.00	\$19,985.94 \$76.09	\$20,062.03	3.52%	3.085 2.906	\$97.47 \$19,493.74	(\$492.20)	0.15%	Aaa AA+
91282CGP0	UST 4.000% 02/29/2028	3/6/2023 3/7/2023	\$120,000.00	\$118,607.81	\$118,607.81	4.26%	3.164 2.962	\$98.84 \$118,612.56	\$4.75	0.88%	Aaa AA+
91282CGP0	UST 4.000% 02/29/2028	7/14/2023 7/17/2023	\$30,000.00	\$29,900.39	\$29,900.39	4.08%	3.164 2.962	\$98.84 \$29,653.14	(\$247.25)	0.22%	Aaa AA+
91282CHA2	UST 3.500% 04/30/2028	5/19/2023 5/22/2023	\$150,000.00	\$148,728.51	\$148,728.51	3.69%	3.332 3.153	\$97.22 \$145,828.20	(\$2,900.31)	1.08%	Aaa AA+
91282CHA2	UST 3.500% 04/30/2028	9/6/2024 9/9/2024	\$50,000.00	\$49,982.42	\$49,982.42	3.51%	3.332 3.153	\$97.22 \$48,609.40	(\$1,373.02)	0.36%	Aaa AA+
91282CHQ7	UST 4.125% 07/31/2028	2/27/2024 2/28/2024	\$120,000.00	\$118,828.13	\$118,828.13	4.37%	3.584 3.311	\$99.02 \$118,828.08	(\$0.05)	0.88%	Aaa AA+

POSITION STATEMENT

As of December 31, 2024

CUSIP	Security Description	Trade Date/ Settlement Date	Par Value	Principal Cost/ Purchased Interest	Total Cost	Yield at Cost	Maturity/ Duration	Market Price/ Market Value	Unrealized Gain/ (Loss)	% of Assets	Moody's/ S&P Rating
91282CHX2	UST 4.375% 08/31/2028	4/12/2024 4/15/2024	\$60,000.00	\$59,503.13	\$59,503.13	4.58%	3.668 3.375	\$99.80 \$59,882.82	\$379.69	0.45%	Aaa AA+
91282CJA0	UST 4.625% 09/30/2028	6/26/2024 6/27/2024	\$30,000.00	\$30,273.05	\$30,273.05	4.39%	3.751 3.446	\$100.66 \$30,199.23	(\$73.82)	0.22%	Aaa AA+
91282CDF5	UST 1.375% 10/31/2028	7/3/2024 7/5/2024	\$60,000.00	\$52,996.88	\$52,996.88	4.37%	3.836 3.730	\$89.29 \$53,573.46	\$576.58	0.40%	Aaa AA+
91282CJN2	UST 4.375% 11/30/2028	12/13/2023 12/14/2023	\$160,000.00	\$161,418.75	\$161,418.75	4.17%	3.918 3.627	\$99.77 \$159,624.96	(\$1,793.79)	1.19%	Aaa AA+
91282CJR3	UST 3.750% 12/31/2028	1/16/2024 1/17/2024	\$100,000.00	\$99,113.28	\$99,113.28	3.95%	4.003 3.748	\$97.48 \$97,476.60	(\$1,636.68)	0.73%	Aaa AA+
91282CJW2	UST 4.000% 01/31/2029	2/16/2024 2/20/2024	\$145,000.00	\$143,147.85	\$143,147.85	4.29%	4.088 3.746	\$98.35 \$142,609.82	(\$538.03)	1.06%	Aaa AA+
91282CLK5	UST 3.625% 08/31/2029	8/29/2024 9/3/2024	\$180,000.00	\$179,676.56 \$54.07	\$179,730.63	3.66%	4.668 4.272	\$96.54 \$173,770.38	(\$5,906.18)	1.29%	Aaa AA+
91282CLR0	UST 4.125% 10/31/2029	10/29/2024 10/31/2024	\$165,000.00	\$164,774.41	\$164,774.41	4.16%	4.836 4.397	\$98.56 \$162,628.13	(\$2,146.28)	1.21%	Aaa AA+
91282CMA6	UST 4.125% 11/30/2029	11/27/2024 12/2/2024	\$180,000.00	\$179,943.75 \$40.80	\$179,984.55	4.13%	4.918 4.480	\$98.57 \$177,426.54	(\$2,517.21)	1.32%	Aaa AA+
SubTotal			\$4,320,000.00	\$4,229,026.97 \$170.96	\$4,229,197.93	3.11%		\$4,209,988.29	(\$19,038.68)	31.32%	
Grand Total			\$13,756,050.15	\$13,496,936.08 \$295.09	\$13,497,231.17	3.58%		\$13,442,354.42	(\$54,581.66)	100.00%	

TRANSACTION STATEMENT

As of December 31, 2024

Transaction Type	Trade Date	Settlement Date	CUSIP	Security Description	Par Value	Principal Amount	Purchased Interest	Total Cost	Yield at Cost
Purchase									
Purchase	11/27/2024	12/2/2024	91282CMA6	UST 4.125% 11/30/2029	180,000.00	179,943.75	40.80	179,984.55	4.13%
Purchase	12/18/2024	12/19/2024	3130ATUT2	FHLB 4.500% 12/14/2029	180,000.00	180,565.20	112.50	180,677.70	4.43%
Total					360,000.00	360,508.95	153.30	360,662.25	

Transaction Type	Trade Date	Settlement Date	CUSIP	Security Description	Par Value	Principal Cost	Total Proceeds	Realized Gain/Loss
Maturity								
Maturity	12/16/2024	12/16/2024	62479LMG7	MUFG Bank, Ltd. 12/16/2024	175,000.00	170,328.67	175,000.00	4,671.33
Total					175,000.00	170,328.67	175,000.00	4,671.33

Transaction Type	Payment Date	Settlement Date	CUSIP	Security Description	Interest Received
Interest/Dividends					
Interest/Dividends	12/2/2024	12/2/2024	91282CJN2	UST 4.375% 11/30/2028	3,500.00
Interest/Dividends	12/2/2024	12/2/2024	91282CFZ9	UST 3.875% 11/30/2027	2,809.38
Interest/Dividends	12/2/2024	12/2/2024	91282CCF6	UST 0.750% 05/31/2026	750.00
Interest/Dividends	12/2/2024	12/2/2024	912828ZT0	UST 0.250% 05/31/2025	125.00
Interest/Dividends	12/2/2024	12/2/2024	31846V567	First American Funds, Inc.	452.66
Interest/Dividends	12/6/2024	12/6/2024	3133EJ2D0	FFCB 3.430% 12/06/2028	1,029.00
Interest/Dividends	12/10/2024	12/10/2024	3133EJ2C2	FFCB 3.220% 12/10/2025	2,173.50
Interest/Dividends	12/10/2024	12/10/2024	15118RC39	Celtic Bank Corporation 3.850% 02/10/2027	316.44

TRANSACTION STATEMENT

As of December 31, 2024

Transaction Type	Payment Date	Settlement Date	CUSIP	Security Description	Interest Received
Interest/Dividends	12/10/2024	12/10/2024	29367RNE2	Enterprise Bank 4.400% 07/10/2029	216.99
Interest/Dividends	12/13/2024	12/13/2024	91139LAS5	United Roosevelt Savings Bank 4.600% 06/13/2029	718.36
Interest/Dividends	12/16/2024	12/16/2024	3130AMSB9	FHLB 0.700% 06/16/2025	700.00
Interest/Dividends	12/16/2024	12/16/2024	3133EMH21	FFCB 0.900% 06/15/2026	900.00
Interest/Dividends	12/19/2024	12/19/2024	31846V567	First American Funds, Inc.	0.94
Interest/Dividends	12/20/2024	12/20/2024	146102AP3	Carter Bank & Trust 4.300% 03/20/2029	706.85
Interest/Dividends	12/23/2024	12/23/2024	3133EMKZ4	FFCB 0.790% 06/21/2027	474.00
Interest/Dividends	12/23/2024	12/23/2024	3133EN4S6	FFCB 3.750% 12/22/2027	2,718.75
Interest/Dividends	12/23/2024	12/23/2024	3133EPNH4	FFCB 3.875 06/21/2028	2,906.25
Interest/Dividends	12/30/2024	12/30/2024	3136G4XZ1	FNMA 0.740% 06/30/2025	370.00
Interest/Dividends	12/30/2024	12/30/2024	3130AN2Q2	FHLB 1.000% 06/30/2026	1,250.00
Interest/Dividends	12/31/2024	12/31/2024	912828ZW3	UST 0.250% 06/30/2025	250.00
Interest/Dividends	12/31/2024	12/31/2024	912828YX2	UST 1.750% 12/31/2026	1,750.00
Interest/Dividends	12/31/2024	12/31/2024	91282CJR3	UST 3.750% 12/31/2028	1,875.00
Total					25,993.12



Transaction Type	Trade Date	Settlement Date	Transaction Description	Amount
Custodian Fee				
Custodian Fee	12/24/2024	12/24/2024	Cash Out	(67.43)
Total				(67.43)
Management Fee				
Management Fee	12/27/2024	12/27/2024	Cash Out	(834.20)
Total				(834.20)

STATEMENT DISCLOSURE

As of December 31, 2024



Meeder provides monthly statements for its investment management clients to provide information about the investment portfolio. The information should not be used for audit or confirmation purposes. Please review your custodial statements and report any inaccuracies or discrepancies.

Certain information and data has been supplied by unaffiliated third parties. Although Meeder believes the information is reliable, it cannot warrant the accuracy of information offered by third parties. Market value may reflect prices received from pricing vendors when current market quotations are not available. Prices may not reflect firm bids or offers and may differ from the value at which the security can be sold.

Statements may include positions from unmanaged accounts provided for reporting purposes. Unmanaged accounts are managed directly by the client and are not included in the accounts managed by the investment adviser. This information is provided as a client convenience and the investment adviser assumes no responsibility for performance of these accounts or the accuracy of the data reported.

Investing involves risk. Past performance is no guarantee of future results. Debt and fixed income securities are subject to credit and interest rate risk. The investment return and principal value of an investment will fluctuate so that an investors shares, when redeemed, may be worth more or less than their original cost. Current performance may be lower or higher than the performance data quoted.

Meeder Investment Management is the global brand for the Meeder group of affiliated companies. Investment advisory services are provided through Meeder Public Funds, Inc. Please contact us if you would like to receive a copy of our current ADV disclosure brochure or privacy policy.