


# **CRESTVIEW LOCAL SCHOOL DISTRICT**

1575 State Route 96 Ashland, Ohio 44805



## **Financial Report to the Board of Education**

***For the Month Ending September 2024***

Prepared by  
Robin Klenk, Treasurer

# BANK RECONCILIATION

## SEPTEMBER 2024

[illegible]

(0.00)

Certified: \_\_\_\_\_  
Robin Klenk, Treasurer

Concurring:  
Mr. Jim Grubbs, Superintendent

Approved: \_\_\_\_\_  
Mrs. Debbie Reidy, President

2024/2025 Crestview Schools Spending Plan

	2024/2025 APPROP	SEPTEMBER ACTUAL	YTD ACTUAL		
Beginning Cash Balance	14,742,812	16,076,669	14,742,812	YTD as % of Est	
<b>REVENUE</b>					
General Property (Real Estate)	2,987,729	680	1,254,746	42.00%	1,732,983
Tangible Personal Property Tax	3,452,549	211	843,781	24.44%	2,608,768
Income Tax	0	0	0	0.00%	0
Unrestricted Grants-in Aid	7,134,441	587,460	1,791,482	25.11%	5,342,959
Restricted Grants-in -Aid	351,152	29,734	89,202	25.40%	261,950
Restricted Federal Grants-in-Aid SFSF	0	0	0	0.00%	0
Property Tax Allocation	455,120	77,350	77,350	17.00%	377,770
All Other Operating Revenue	502,530	112,502	251,768	50.10%	250,762
Proceeds from Sale of Notes	0	0	0	0.00%	0
State Emergency Loans & Advancements (Approved)	0	0	0	0.00%	0
Operating Tranfers-In	0	0	0	0.00%	0
Advances-In	0	0	0	0.00%	0
All Other Financial Sources	100,000	0	15,049	15.05%	84,951
Total Revenue	14,983,521	807,937	4,323,378	28.85%	10,660,143
					10,660,143
Total Available	29,726,333	16,884,606	19,066,190	YTD as % of Est	
<b>EXPENDITURES</b>					
Personal Services	6,962,911	631,928	1,618,608	23.25%	5,344,303
Employees Retirement/Insurance Benefits	3,120,461	277,225	748,516	23.99%	2,371,945
Purchased Services	2,671,919	170,164	570,422	21.35%	2,101,497
Supplies and Materials	820,551	82,299	270,399	32.95%	550,152
Capital Outlay	400,000	50,695	142,539	35.63%	257,461
Debt Service: Principal-HB 264 Loans	0	0	0	0.00%	0
Debt Service: Principal-Other	0	0	0	0.00%	0
Debt Service: Interest and Fiscal Charges	0	0	0	0.00%	0
Other Objects	151,125	2,121	45,532	30.13%	105,593
Operational Transfers-Out	0	0	0	0.00%	0
Advances-Out	0	0	0	0.00%	0
All Other Financing Uses	0	0	0	0.00%	0
Total Expenditures	14,126,967	1,214,432	3,396,017	24.04%	10,730,950
					10,730,950
Ending Cash Balance	15,599,366	15,670,173	15,670,173		
Encumbrances	0	2,383,073	2,383,073		
Textbook/Instructional Mat. Reserve	0	0	0		
Capital Improvements Reserve	0	0	0		
Reserve for Transportation	0	0	0		
<b>Total Reserve</b>	0	2,383,073	2,383,073.00		
				03/12	
Unreserved Balance	15,599,366	13,287,100	13,287,100	25.00%	

## Interest earned allocation

For the month ending: **September 2024**

### Interest earned for the month

Park Money Market	\$	4,833.86
Investments-Park	\$	17,159.74
Star Ohio	\$	11,400.95
Meeder Investments	\$	22,510.57
net gains/losses investments		
Total	\$	<u>55,905.12</u>

### Month-end fund balances

Total	\$	18,905,208.90
Food service fund balance	\$	202,057.78
Self-insurance medical benefits fund balance	\$	-
Crestview Citizens Scholarship	\$	-
	\$	-
Total other funds	\$	<u>18,703,151.12</u>

### Interest allocated

Interest earned on CD's and Other Investments	\$	50,467.29	001.1410.
General fund checking	\$	4,833.86	001.1410.101
Food service fund - HS	\$	201.32	006.1410.001
Food service fund - MS	\$	201.32	006.1410.002
Food service fund - ES	\$	201.32	006.1410.003
Self-insurance medical benefits fund	\$	-	024.1410...0000
Crestview Citizens Scholarship	\$	-	007.1410.. 9900
Total	\$	<u>55,905.12</u>	

CRESTVIEW LOCAL SCHOOLS

Cash Summary Report

	Full Account Code	Description	Initial Cash	MTD Received	FYTD Received	MTD Expended	FYTD Expended	Fund Balance	Encumbrance	Unencumbered Balance
Fund:	001									
	001-0000	GENERAL FUND	\$ 14,742,812.03	\$ 807,937.13	\$ 4,323,378.06	\$ 1,214,430.37	\$ 3,396,016.73	\$ 15,670,173.36	\$ 2,383,073.01	\$ 13,287,100.35
			\$ 14,742,812.03	\$ 807,937.13	\$ 4,323,378.06	\$ 1,214,430.37	\$ 3,396,016.73	\$ 15,670,173.36	\$ 2,383,073.01	\$ 13,287,100.35
Fund:	003									
	003-0000	PERMANENT IMPROVEMENT FUND	377,988.01	5,801.91	150,146.94	147,256.75	149,637.18	378,497.77	121,670.00	256,827.77
			\$ 377,988.01	\$ 5,801.91	\$ 150,146.94	\$ 147,256.75	\$ 149,637.18	\$ 378,497.77	\$ 121,670.00	\$ 256,827.77
Fund:	006									
	006-0000	FOOD SERVICES FUND	253,327.71	10,009.37	26,632.14	69,689.19	137,581.89	142,377.96	284,363.77	(141,985.81)
			\$ 253,327.71	\$ 10,009.37	\$ 26,632.14	\$ 69,689.19	\$ 137,581.89	\$ 142,377.96	\$ 284,363.77	\$ (141,985.81)
Fund:	007									
	007-9691	STAFF TRUST FUND HIGH SCHOOL	56.08	0.00	0.00	0.00	0.00	56.08	0.00	56.08
	007-9692	STAFF TRUST FUND MIDDLE SCHOOL	1,867.63	120.00	120.00	0.00	0.00	1,987.63	0.00	1,987.63
	007-9693	STAFF TRUST FUND ELEMENTARY	1,574.35	0.00	0.00	0.00	0.00	1,574.35	0.00	1,574.35
	007-9904	RECYCLING SCHOLARSHIP	3,080.27	18.84	44.76	0.00	0.00	3,125.03	0.00	3,125.03
	007-9905	RED CROSS SCHOLARSHIP	250.00	0.00	0.00	0.00	0.00	250.00	0.00	250.00
			\$ 6,828.33	\$ 138.84	\$ 164.76	\$ 0.00	\$ 0.00	\$ 6,993.09	\$ 0.00	\$ 6,993.09
Fund:	018									
	018-9421	HIGH SCHOOL PUBLIC SCHOOL SUPPORT	68.50	0.00	130.00	0.00	48.00	150.50	0.00	150.50
	018-9422	MIDDLE SCHOOL PUBLIC SCHOOL SUPPORT	2,465.92	0.00	0.00	249.75	284.65	2,181.27	1,045.35	1,135.92
	018-9423	ELEMENTARY SCHOOL PUBLIC SCHOOL SUPPORT	2,259.41	760.00	959.33	1,856.50	1,856.50	1,362.24	115.00	1,247.24
	018-9521	SARAH CURRY FLOWER FUND	1,884.78	0.00	0.00	0.00	0.00	1,884.78	0.00	1,884.78
	018-9522	MIDDLE SCHOOL WASHINGTON DC TRIP FUND	13,545.05	7,460.00	7,460.00	0.00	0.00	21,005.05	36,600.00	(15,594.95)
			\$ 20,223.66	\$ 8,220.00	\$ 8,549.33	\$ 2,106.25	\$ 2,189.15	\$ 26,583.84	\$ 37,760.35	\$ (11,176.51)
Fund:	019									
	019-9907	CRESTVIEW EDUCATIONAL FOUNDATION GRANTS	494.11	0.00	0.00	0.00	0.00	494.11	128.24	365.87
	019-9941	Green Team Grant	461.95	0.00	0.00	0.00	0.00	461.95	0.00	461.95
	019-9950	RCF-ART GRANT-OLER	0.00	1,500.00	1,500.00	0.00	0.00	1,500.00	0.00	1,500.00
	019-9951	RCF-HS GENETICS-RUCKER	0.00	1,041.35	1,041.35	0.00	0.00	1,041.35	820.57	220.78
	019-9952	RCF-ENGINEER GRANT-SOUDER	0.00	1,500.00	1,500.00	0.00	0.00	1,500.00	0.00	1,500.00
			\$ 956.06	\$ 4,041.35	\$ 4,041.35	\$ 0.00	\$ 0.00	\$ 4,997.41	\$ 948.81	\$ 4,048.60
Fund:	022									
	022-9001	RETIREMENT CLEARING ACCOUNT	65,367.08	125,065.35	273,905.03	87,206.00	283,881.28	55,390.83	0.00	55,390.83
	022-9002	WORKERS COMPENSATION	12,011.70	1,476.95	3,722.05	0.00	0.00	15,733.75	0.00	15,733.75

CRESTVIEW LOCAL SCHOOLS

Cash Summary Report

	Full Account Code	Description	Initial Cash	MTD Received	FYTD Received	MTD Expended	FYTD Expended	Fund Balance	Encumbrance	Unencumbered Balance
ACCOUNT			\$ 77,378.78	\$ 126,542.30	\$ 277,627.08	\$ 87,206.00	\$ 283,881.28	\$ 71,124.58	\$ 0.00	\$ 71,124.58
Fund:	034									
034-0000		CLASSROOM FACILITIES MAINT FUND (.5 MILL)	\$ 24,633.82	\$ 934.73	\$ 26,337.59	\$ 6,689.33	\$ 133,967.88	\$ (82,996.47)	\$ 0.00	\$ (82,996.47)
			\$ 24,633.82	\$ 934.73	\$ 26,337.59	\$ 6,689.33	\$ 133,967.88	\$ (82,996.47)	\$ 0.00	\$ (82,996.47)
Fund:	070									
070-0000		CAPITAL PROJECTS FUND	2,163,717.00	0.00	0.00	0.00	0.00	2,163,717.00	0.00	2,163,717.00
			\$ 2,163,717.00	\$ 0.00	\$ 0.00	\$ 0.00	\$ 0.00	\$ 2,163,717.00	\$ 0.00	\$ 2,163,717.00
Fund:	200									
200-9126		INDUSTRIAL ART MASS PRODUCTION	5,568.48	0.00	0.00	159.99	1,260.48	4,308.00	0.00	4,308.00
200-9128		SPANISH CLUB	419.74	0.00	0.00	0.00	0.00	419.74	0.00	419.74
200-9141		NAT'L HONOR SOCIETY	2,129.29	20.00	23.43	0.00	0.00	2,152.72	220.00	1,932.72
200-9223		Class of 2023	1,098.88	0.00	0.00	0.00	0.00	1,098.88	0.00	1,098.88
200-9224		CLASS OF 2024	4,470.25	0.00	0.00	0.00	0.00	4,470.25	0.00	4,470.25
200-9225		CLASS OF 2025	3,871.19	160.00	250.00	0.00	0.00	4,121.19	0.00	4,121.19
200-9226		CLASS OF 2026	1,612.00	100.00	190.00	0.00	50.00	1,752.00	0.00	1,752.00
200-9227		CLASS OF 2027	741.00	60.00	220.00	0.00	0.00	961.00	0.00	961.00
200-9228		CLASS OF 2028	0.00	100.00	330.00	0.00	0.00	330.00	0.00	330.00
200-9611		HIGH SCHOOL STUDENT COUNCIL	9,752.44	2,400.00	2,400.00	1,187.61	1,187.61	10,964.83	205.84	10,758.99
200-9612		MIDDLE SCHOOL STUDENT COUNCIL	2,791.64	0.00	0.00	0.00	0.00	2,791.64	335.00	2,456.64
200-9680		YEARBOOK	7,888.16	120.00	240.00	0.00	0.00	8,128.16	0.00	8,128.16
200-9690		NEWSPAPER	19.74	0.00	0.00	0.00	0.00	19.74	0.00	19.74
200-9691		CRESTVIEW FELLOWSHIP OF CHRISTIAN ATHLETES	42.47	0.00	0.00	0.00	0.00	42.47	0.00	42.47
			\$ 40,405.28	\$ 2,960.00	\$ 3,653.43	\$ 1,347.60	\$ 2,498.09	\$ 41,560.62	\$ 760.84	\$ 40,799.78
Fund:	300									
300-9002		MIDDLE SCHOOL LIBRARY	210.25	0.00	0.00	0.00	0.00	210.25	0.00	210.25
300-9003		ES LIBRARY	494.65	0.00	0.00	0.00	0.00	494.65	0.00	494.65
300-9113		DRAMA CLUB	4,675.01	0.00	0.00	0.00	467.72	4,207.29	1,450.00	2,757.29
300-9115		ART CLUB	605.16	0.00	0.00	0.00	0.00	605.16	0.00	605.16
300-9134		BAND	2,362.37	0.00	0.00	0.00	0.00	2,362.37	2,360.70	1.67
300-9137		VOCAL	3,465.89	0.00	0.00	0.00	0.00	3,465.89	416.20	3,049.69
300-9330		FFA	51,755.77	11,106.00	13,653.00	1,244.05	5,758.60	59,650.17	35,176.40	24,473.77
300-9500		ATHLETICS	7,690.84	11,711.60	45,175.60	4,373.11	57,139.72	(4,273.28)	26,800.69	(31,073.97)
300-9511		BASEBALL COACH'S FUND	2,832.75	0.00	930.75	0.00	0.00	3,763.50	0.00	3,763.50
300-9512		BOYS BASKETBALL COACH'S FUND	1,549.46	0.00	0.00	0.00	0.00	1,549.46	0.00	1,549.46
300-9516		FOOTBALL COACH'S FUND	6,280.62	0.00	0.00	0.00	0.00	6,280.62	0.00	6,280.62
300-9523		HS CROSS COUNTRY COACH'S	19,360.30	500.00	500.00	3,601.76	5,441.35	14,418.95	1,793.91	12,625.04

CRESTVIEW LOCAL SCHOOLS  
Cash Summary Report

	Full Account Code	Description	Initial Cash	MTD Received	FYTD Received	MTD Expended	FYTD Expended	Fund Balance	Encumbrance	Unencumbered Balance
		FUND								
	300-9524	GOLF COACH'S FUND	\$ 3,521.46	\$ 0.00	\$ 2,469.89	\$ 0.00	\$ 0.00	\$ 5,991.35	\$ 2,925.00	\$ 3,066.35
	300-9526	MS TRACK COACH'S FUND	300.00	0.00	0.00	0.00	0.00	300.00	0.00	300.00
	300-9527	TRACK COACH'S FUND	191.25	0.00	0.00	0.00	0.00	191.25	0.00	191.25
	300-9528	WRESTLING COACH'S FUND	355.05	0.00	0.00	0.00	0.00	355.05	0.00	355.05
	300-9531	HS GIRLS BASKETBALL COACH'S FUND	1,069.48	0.00	2,034.00	0.00	0.00	3,103.48	0.00	3,103.48
	300-9533	GIRLS SOCCER COACH'S FUND	2,073.33	0.00	0.00	0.00	0.00	2,073.33	0.00	2,073.33
	300-9534	SOFTBALL COACH'S FUND	3,964.35	0.00	1,568.23	0.00	0.00	5,532.58	0.00	5,532.58
	300-9535	VOLLEYBALL COACH'S FUND	1,135.96	0.00	3,736.00	0.00	2,918.18	1,953.78	0.00	1,953.78
	300-9537	SWIM Coaches Fund	1,886.43	0.00	0.00	0.00	0.00	1,886.43	0.00	1,886.43
	300-9553	HS CHEERLEADING COACH'S FUND	315.53	747.00	1,272.00	178.40	178.40	1,409.13	1,745.85	(336.72)
	300-9554	MIDDLE SCHOOL CHEERLEADING FUND	1,238.41	0.00	0.00	0.00	840.00	398.41	0.00	398.41
			\$ 117,334.32	\$ 24,064.60	\$ 71,339.47	\$ 9,397.32	\$ 72,743.97	\$ 115,929.82	\$ 72,668.75	\$ 43,261.07
Fund:	439									
	439-9224	PUBLIC SCHOOL PRESCHOOL-FY24	0.00	0.00	3,624.72	0.00	3,624.72	0.00	0.00	0.00
	439-9225	PUBLIC SCHOOL PRESCHOOL-FY25	0.00	13,876.36	13,876.36	9,250.90	13,876.36	0.00	0.00	0.00
			\$ 0.00	\$ 13,876.36	\$ 17,501.08	\$ 9,250.90	\$ 17,501.08	\$ 0.00	\$ 0.00	\$ 0.00
Fund:	499									
	499-9224	FY24 SCHOOL SAFETY GRANT-ATTORNEY GENERAL	4,129.70	0.00	0.00	0.00	0.00	4,129.70	3,750.00	379.70
			\$ 4,129.70	\$ 0.00	\$ 0.00	\$ 0.00	\$ 0.00	\$ 4,129.70	\$ 3,750.00	\$ 379.70
Fund:	507									
	507-9010	ARP ESSER	14,163.51	0.00	(14,163.51)	0.00	166,557.75	(166,557.75)	14,220.86	(180,778.61)
			\$ 14,163.51	\$ 0.00	\$ (14,163.51)	\$ 0.00	\$ 166,557.75	\$ (166,557.75)	\$ 14,220.86	\$ (180,778.61)
Fund:	516									
	516-9225	FY25 IDEA-B	0.00	0.00	11,546.75	25,728.11	37,274.86	(25,728.11)	1,550.48	(27,278.59)
			\$ 0.00	\$ 0.00	\$ 11,546.75	\$ 25,728.11	\$ 37,274.86	\$ (25,728.11)	\$ 1,550.48	\$ (27,278.59)
Fund:	572									
	572-9224	FY24 TITLE I-A	(6,558.54)	0.00	38,948.93	0.00	32,390.39	0.00	0.00	0.00
	572-9225	FY25 TITLE I-A	0.00	31,022.05	50,533.41	31,022.05	50,533.41	0.00	1,100.00	(1,100.00)
			\$ (6,558.54)	\$ 31,022.05	\$ 89,482.34	\$ 31,022.05	\$ 82,923.80	\$ 0.00	\$ 1,100.00	\$ (1,100.00)
Fund:	584									
	584-9225	FY25 TITLE IV	0.00	0.00	0.00	0.00	0.00	0.00	450.00	(450.00)
			\$ 0.00	\$ 0.00	\$ 0.00	\$ 0.00	\$ 0.00	\$ 0.00	\$ 450.00	\$ (450.00)
Fund:	590									
	590-9224	FY24 TITLE II-A	(29,257.68)	0.00	29,257.68	0.00	0.00	0.00	0.00	0.00
	590-9225	FY25 TITLE II-A	0.00	11,456.00	11,456.00	2,535.00	12,531.00	(1,075.00)	8,673.60	(9,748.60)
			\$ (29,257.68)	\$ 11,456.00	\$ 40,713.68	\$ 2,535.00	\$ 12,531.00	\$ (1,075.00)	\$ 8,673.60	\$ (9,748.60)

Grand Total	\$ \$ 1,047,004.64	\$ 5,036,950.49	\$ 1,606,658.87	\$ 4,495,304.66	\$ \$ 2,930,990.47	\$
	17,808,081.99				18,349,727.82	15,418,737.35



CRESTVIEW LOCAL SCHOOLS

Disbursement Report

Check #	Reference #	Vendor #	Primary Name	Date	Type	Amount	Check Type	Reconcile Date	Status	Void Date	Printed
85646	35453	3599	OEDSA	8/8/2024	ACCOUNTS PAYABLE	\$ 900.00	Check		OUTSTANDING		<input checked="" type="checkbox"/>
85748	35573	35973	Playscripts, Inc.	8/23/2024	ACCOUNTS PAYABLE	467.72	Check		OUTSTANDING		<input checked="" type="checkbox"/>
85770	35606	35025	FRANKLIN COVEY	8/27/2024	ACCOUNTS PAYABLE	2,157.13	Check		OUTSTANDING		<input checked="" type="checkbox"/>
85787	35610	36324	PPG ARCHITECTURAL FINISHES INC	8/29/2024	ACCOUNTS PAYABLE	299.95	Check		OUTSTANDING		<input checked="" type="checkbox"/>
85822	35658	350103	KLENK, ROBIN	9/5/2024	ACCOUNTS PAYABLE	105.86	Check		OUTSTANDING		<input checked="" type="checkbox"/>
85826	35650	1949	MOORE, HALEY	9/5/2024	ACCOUNTS PAYABLE	50.00	Check		OUTSTANDING		<input checked="" type="checkbox"/>
85828	35667	4942	OAEP	9/5/2024	ACCOUNTS PAYABLE	50.00	Check		OUTSTANDING		<input checked="" type="checkbox"/>
85849	35691	36080	KINNARD, BRIAN	9/11/2024	ACCOUNTS PAYABLE	19.03	Check		OUTSTANDING		<input checked="" type="checkbox"/>
85870	35722	36334	95 PERCENT GROUP LLC	9/20/2024	ACCOUNTS PAYABLE	572.00	Check		OUTSTANDING		<input checked="" type="checkbox"/>
85872	35715	5197	AMAZON ON-LINE	9/20/2024	ACCOUNTS PAYABLE	2,211.68	Check		OUTSTANDING		<input checked="" type="checkbox"/>
85873	35756	1404	ASHLAND CITY SCHOOLS	9/20/2024	ACCOUNTS PAYABLE	455.00	Check		OUTSTANDING		<input checked="" type="checkbox"/>
85882	35762	36035	COFFY, ISAAC	9/20/2024	ACCOUNTS PAYABLE	550.00	Check		OUTSTANDING		<input checked="" type="checkbox"/>
85884	35740	3067	COOPER. AMBER	9/20/2024	ACCOUNTS PAYABLE	50.00	Check		OUTSTANDING		<input checked="" type="checkbox"/>
85890	35750	2923	FARNHAM EQUIPMENT COMPANY	9/20/2024	ACCOUNTS PAYABLE	3,910.00	Check		OUTSTANDING		<input checked="" type="checkbox"/>
85891	35727	1593	GARRABRANT, TREVOR	9/20/2024	ACCOUNTS PAYABLE	450.00	Check		OUTSTANDING		<input checked="" type="checkbox"/>
85892	35775	36320	GOLDEN GATE FINANCIAL SERVICES LLC	9/20/2024	ACCOUNTS PAYABLE	350.00	Check		OUTSTANDING		<input checked="" type="checkbox"/>
85895	35763	36337	GRUBBS, JAIMY	9/20/2024	ACCOUNTS PAYABLE	50.00	Check		OUTSTANDING		<input checked="" type="checkbox"/>
85902	35743	902786	INSTRUCTURE INC	9/20/2024	ACCOUNTS PAYABLE	10,960.00	Check		OUTSTANDING		<input checked="" type="checkbox"/>
85903	35737	36215	JOHNSON, BROOKELYN	9/20/2024	ACCOUNTS PAYABLE	50.00	Check		OUTSTANDING		<input checked="" type="checkbox"/>
85904	35757	350103	KLENK, ROBIN	9/20/2024	ACCOUNTS PAYABLE	34.00	Check		OUTSTANDING		<input checked="" type="checkbox"/>
85908	35755	350021	MID OHIO RACE MANAGMENT	9/20/2024	ACCOUNTS PAYABLE	2,783.00	Check		OUTSTANDING		<input checked="" type="checkbox"/>
85910	35744	34370	Miller/Hawkins Markets	9/20/2024	ACCOUNTS PAYABLE	198.34	Check		OUTSTANDING		<input checked="" type="checkbox"/>
85915	35767	34513	OCSS	9/20/2024	ACCOUNTS PAYABLE	225.00	Check		OUTSTANDING		<input checked="" type="checkbox"/>
85916	35773	1265	OHIO EDISON	9/20/2024	ACCOUNTS PAYABLE	15,843.27	Check		OUTSTANDING		<input checked="" type="checkbox"/>
85926	35734	350049	SFR XI HOLDINGS, LLC	9/20/2024	ACCOUNTS PAYABLE	947.00	Check		OUTSTANDING		<input checked="" type="checkbox"/>
85930	35738	36314	U.S BANK	9/20/2024	ACCOUNTS PAYABLE	3,882.25	Check		OUTSTANDING		<input checked="" type="checkbox"/>
85932	35778	34486	Grady	9/23/2024	ACCOUNTS	251.00	Check		OUTSTANDING		<input checked="" type="checkbox"/>

CRESTVIEW LOCAL SCHOOLS

Disbursement Report

Check #	Reference #	Vendor #	Primary Name	Date	Type	Amount	Check Type	Reconcile Date	Status	Void Date	Printed
			Enterprises Inc		_PAYABLE				ING		
85935	35787	4710	BENDER COMMUNICATIONS	9/24/2024	ACCOUNTS _PAYABLE	\$ 233.00	Check		OUTSTANDING		<input checked="" type="checkbox"/>
85936	35796	5762	BERNHARD , DEB	9/24/2024	ACCOUNTS _PAYABLE	134.27	Check		OUTSTANDING		<input checked="" type="checkbox"/>
85939	35781	34383	EBS - STEPPING STONE GROUP	9/24/2024	ACCOUNTS _PAYABLE	8,320.00	Check		OUTSTANDING		<input checked="" type="checkbox"/>
85940	35798	350108	FARM SCIENCE-THE OHIO STATE UNIVERSITY	9/24/2024	ACCOUNTS _PAYABLE	470.00	Check		OUTSTANDING		<input checked="" type="checkbox"/>
85943	35784	1059	IRWIN'S OFFICE SUPPLIES	9/24/2024	ACCOUNTS _PAYABLE	45.53	Check		OUTSTANDING		<input checked="" type="checkbox"/>
85945	35793	1949	MOORE, HALEY	9/24/2024	ACCOUNTS _PAYABLE	25.00	Check		OUTSTANDING		<input checked="" type="checkbox"/>
85946	35790	4942	OAEP	9/24/2024	ACCOUNTS _PAYABLE	75.00	Check		OUTSTANDING		<input checked="" type="checkbox"/>
85947	35785	4540	PEPSI-COLA BOTTLING CO	9/24/2024	ACCOUNTS _PAYABLE	207.40	Check		OUTSTANDING		<input checked="" type="checkbox"/>
85948	35788	36198	PUSTER, CATHERINE	9/24/2024	ACCOUNTS _PAYABLE	40.20	Check		OUTSTANDING		<input checked="" type="checkbox"/>
85949	35783	5401	RAMSEYER FARM	9/24/2024	ACCOUNTS _PAYABLE	620.00	Check		OUTSTANDING		<input checked="" type="checkbox"/>
85951	35786	2123	ROCKLER WOODWORKING & HARDWARE	9/24/2024	ACCOUNTS _PAYABLE	159.99	Check		OUTSTANDING		<input checked="" type="checkbox"/>
85953	35797	36273	The Ron Clark Academy Inc	9/24/2024	ACCOUNTS _PAYABLE	1,075.00	Check		OUTSTANDING		<input checked="" type="checkbox"/>
85954	35802	5197	AMAZON ON-LINE	9/30/2024	ACCOUNTS _PAYABLE	545.82	Check		OUTSTANDING		<input checked="" type="checkbox"/>
85955	35829	36032	AMERT, FELICIA	9/30/2024	ACCOUNTS _PAYABLE	75.00	Check		OUTSTANDING		<input checked="" type="checkbox"/>
85956	35808	1496	ASHLAND UNIVERSITY	9/30/2024	ACCOUNTS _PAYABLE	19.93	Check		OUTSTANDING		<input checked="" type="checkbox"/>
85957	35837	36333	BAYS, JESSICA	9/30/2024	ACCOUNTS _PAYABLE	50.00	Check		OUTSTANDING		<input checked="" type="checkbox"/>
85958	35824	3566	BCU ELECTRIC INC.	9/30/2024	ACCOUNTS _PAYABLE	6,687.00	Check		OUTSTANDING		<input checked="" type="checkbox"/>
85959	35816	1217	BLICK ART MATERIALS	9/30/2024	ACCOUNTS _PAYABLE	1,788.44	Check		OUTSTANDING		<input checked="" type="checkbox"/>
85960	35820	36242	BLOODHART, RAMONDA	9/30/2024	ACCOUNTS _PAYABLE	300.00	Check		OUTSTANDING		<input checked="" type="checkbox"/>
85961	35840	4689	CARDINAL BUS SALES & SERVICE	9/30/2024	ACCOUNTS _PAYABLE	784.99	Check		OUTSTANDING		<input checked="" type="checkbox"/>
85962	35803	900005	COLUMBIA GAS	9/30/2024	ACCOUNTS _PAYABLE	177.77	Check		OUTSTANDING		<input checked="" type="checkbox"/>
85963	35832	3067	COOPER. AMBER	9/30/2024	ACCOUNTS _PAYABLE	50.00	Check		OUTSTANDING		<input checked="" type="checkbox"/>
85964	35838	36220	COUNTRY LANE GREENHO	9/30/2024	ACCOUNTS _PAYABLE	230.00	Check		OUTSTANDING		<input checked="" type="checkbox"/>

CRESTVIEW LOCAL SCHOOLS

Disbursement Report

Check #	Reference #	Vendor #	Primary Name	Date	Type	Amount	Check Type	Reconcile Date	Status	Void Date	Printed
85965	35830	1033	USE EMERALD AWARDS & ENGRAVING INC	9/30/2024	ACCOUNTS PAYABLE	\$ 11.00	Check		OUTSTANDING		<input checked="" type="checkbox"/>
85966	35836	3201	GRAINGER	9/30/2024	ACCOUNTS PAYABLE	238.60	Check		OUTSTANDING		<input checked="" type="checkbox"/>
85967	35821	36281	GRUBBS, PAM	9/30/2024	ACCOUNTS PAYABLE	25.00	Check		OUTSTANDING		<input checked="" type="checkbox"/>
85968	35810	3716	HAGUE CRYSTAL CLEAR WATER	9/30/2024	ACCOUNTS PAYABLE	371.30	Check		OUTSTANDING		<input checked="" type="checkbox"/>
85969	35800	36039	HORNER, ALISHA	9/30/2024	ACCOUNTS PAYABLE	75.00	Check		OUTSTANDING		<input checked="" type="checkbox"/>
85970	35804	36327	IMPERIAL DADE	9/30/2024	ACCOUNTS PAYABLE	220.21	Check		OUTSTANDING		<input checked="" type="checkbox"/>
85971	35835	36215	JOHNSON, BROOKELY N	9/30/2024	ACCOUNTS PAYABLE	25.00	Check		OUTSTANDING		<input checked="" type="checkbox"/>
85972	35806	3976	KIMBALL MIDWEST	9/30/2024	ACCOUNTS PAYABLE	175.61	Check		OUTSTANDING		<input checked="" type="checkbox"/>
85973	35823	350103	KLENK, ROBIN	9/30/2024	ACCOUNTS PAYABLE	290.78	Check		OUTSTANDING		<input checked="" type="checkbox"/>
85974	35805	2938	LEARNING A-Z	9/30/2024	ACCOUNTS PAYABLE	2,422.00	Check		OUTSTANDING		<input checked="" type="checkbox"/>
85975	35817	2389	Lemon, Chad	9/30/2024	ACCOUNTS PAYABLE	1,259.96	Check		OUTSTANDING		<input checked="" type="checkbox"/>
85976	35819	3722	MARTIN PUBLIC SEATING	9/30/2024	ACCOUNTS PAYABLE	14,993.60	Check		OUTSTANDING		<input checked="" type="checkbox"/>
85977	35833	1081	MASI ENVIRONMENTAL LABORATORY	9/30/2024	ACCOUNTS PAYABLE	110.05	Check		OUTSTANDING		<input checked="" type="checkbox"/>
85978	35841	2545	MCGRAW HILL	9/30/2024	ACCOUNTS PAYABLE	2,275.00	Check		OUTSTANDING		<input checked="" type="checkbox"/>
85979	35822	2838	MVD SPORTS	9/30/2024	ACCOUNTS PAYABLE	556.50	Check		OUTSTANDING		<input checked="" type="checkbox"/>
85980	35842	36262	NAPA AUTO PARTS	9/30/2024	ACCOUNTS PAYABLE	34.57	Check		OUTSTANDING		<input checked="" type="checkbox"/>
85981	35827	36341	OLIVER, AUDREY	9/30/2024	ACCOUNTS PAYABLE	75.00	Check		OUTSTANDING		<input checked="" type="checkbox"/>
85982	35809	1103	PAXTON/PATTERSON	9/30/2024	ACCOUNTS PAYABLE	12.00	Check		OUTSTANDING		<input checked="" type="checkbox"/>
85983	35834	2140	PEARSON	9/30/2024	ACCOUNTS PAYABLE	2,055.40	Check		OUTSTANDING		<input checked="" type="checkbox"/>
85984	35812	350105	PROJECT LEAD THE WAY INC.	9/30/2024	ACCOUNTS PAYABLE	1,079.50	Check		OUTSTANDING		<input checked="" type="checkbox"/>
85985	35831	1437	RJ BECK PROTECTIVE SYSTEMS	9/30/2024	ACCOUNTS PAYABLE	588.00	Check		OUTSTANDING		<input checked="" type="checkbox"/>
85986	35825	350097	RENHILL HOLDINGS, INC	9/30/2024	ACCOUNTS PAYABLE	11,379.91	Check		OUTSTANDING		<input checked="" type="checkbox"/>
85987	35826	4820	SAM'S CLUB	9/30/2024	ACCOUNTS PAYABLE	321.60	Check		OUTSTANDING		<input checked="" type="checkbox"/>
85988	35811	2011	SANTMYER OIL ASHLAND	9/30/2024	ACCOUNTS PAYABLE	3,466.84	Check		OUTSTANDING		<input checked="" type="checkbox"/>
85989	35818	36237	SPECIALIZED EDUCATION OF OHIO INC.	9/30/2024	ACCOUNTS PAYABLE	7,442.70	Check		OUTSTANDING		<input checked="" type="checkbox"/>
85990	35815	2216	STANDARD	9/30/2024	ACCOUNTS	1,405.00	Check		OUTSTAND		<input checked="" type="checkbox"/>

CRESTVIEW LOCAL SCHOOLS

Disbursement Report

Check #	Reference #	Vendor #	Primary Name	Date	Type	Amount	Check Type	Reconcile Date	Status	Void Date	Printed
			PLUMBING AND HEATING		_PAYABLE				ING		
85991	35813	36171	THE OHIO STATE UNIVERSITY BURSAR SPONSORED PROGRAMS	9/30/2024	ACCOUNTS _PAYABLE	\$ 182.68	Check		OUTSTANDING		<input checked="" type="checkbox"/>
85992	35828	2384	TIFFIN CROSS COUNTRY CARNIVAL	9/30/2024	ACCOUNTS _PAYABLE	250.00	Check		OUTSTANDING		<input checked="" type="checkbox"/>
85993	35801	35028	TOFTS DAIRY, INC.	9/30/2024	ACCOUNTS _PAYABLE	1,017.96	Check		OUTSTANDING		<input checked="" type="checkbox"/>
85994	35814	350015	US TICKETS	9/30/2024	ACCOUNTS _PAYABLE	544.52	Check		OUTSTANDING		<input checked="" type="checkbox"/>
85995	35839	4534	VERIZON WIRELESS	9/30/2024	ACCOUNTS _PAYABLE	60.24	Check		OUTSTANDING		<input checked="" type="checkbox"/>
85996	35807	35980	Walmart (CO)	9/30/2024	ACCOUNTS PAYABLE	307.88	Check		OUTSTANDING		<input checked="" type="checkbox"/>
Grand Total						\$ 123,209.98					

CRESTVIEW LOCAL SCHOOLS

Check Report

Check Number	Payment Number	Transaction Type	Amount	Issued Date	Transaction Date	Reconciled Date	Status	Pay To Name
81720	1021467	DeductionCheck	\$ 30.00	5/19/2023	5/17/2023		Paid	BLACKROCK COLLEGEADVANTAGE529
81858	1024580	DeductionCheck	30.00	1/26/2024	1/25/2024		Paid	BLACKROCK COLLEGEADVANTAGE529
81948	1026069	RefundDeduction	4.87	5/22/2024	5/22/2024		Paid	Grady, Julia Rose
81951	1026072	RefundDeduction	4.92	5/22/2024	5/22/2024		Paid	Pugh, Katelyn Marie
81953	1026074	RefundDeduction	4.81	5/22/2024	5/22/2024		Paid	Young, Sara Ann
81982	1026701	PayrollCheck	1,201.87	7/12/2024	7/9/2024		Paid	NONNEMACHE R, KENNEDY
82024	1027569	DeductionCheck	30.00	9/20/2024	9/19/2024		Paid	BLACKROCK COLLEGE ADVANTAGE 529
82025	1027572	DeductionCheck	44.45	9/20/2024	9/19/2024		Paid	CTA UNION DUES
82026	1027573	DeductionCheck	952.22	9/20/2024	9/19/2024		Paid	Grady Enterprises Inc.
82031	1027582	DeductionCheck	4.18	9/20/2024	9/19/2024		Paid	PEOPLE-QUALIFIED COMMITTEE
82034	1027590	DeductionCheck	125.00	9/20/2024	9/19/2024		Paid	THE CRESTVIEW EDUCATIONAL
82036	1027592	DeductionCheck	20.00	9/20/2024	9/19/2024		Paid	UNITED WAY OF ASHLAND COUNTY
82039	1027525	PayrollCheck	855.82	9/27/2024	9/27/2024		Paid	HOVIS, TRENT WAYNE
Grand Total			\$ 3,308.14					



P.O. Box 7177  
Dublin, OH 43017

## Account Statement

September 01, 2024 - September 30, 2024

ACCOUNT NUMBER

15581

REGISTRATION

CRESTVIEW LOCAL BD of ED  
ATTN ROBIN KLENK  
1575 ST RT 96  
ASHLAND, OH 44805

### Return Service Requested

0000891-0000938 PDFE 001 ----- 697300



CRESTVIEW LOCAL BD OF ED  
ATTN ROBIN KLENK  
1575 ST RT 96  
ASHLAND, OH 44805

### Client Services



Call: 800-648-STAR (7827)



Visit our website: [www.tos.ohio.gov/star-ohio](http://www.tos.ohio.gov/star-ohio)



Funds Management  
STAR Ohio  
Columbus, OH 43260

### Shareholder Message Center

#### Tips to Help Maintain the Security of Your STAR Ohio Account:

- \* Never click on unverified links or open suspicious attachments, including unexpected invoices
- \* Only download from trusted sites
- \* Don't respond to or open emails from unknown or unexpected senders
- \* Pay close attention to the sender's name in emails, ensuring it is legitimate
- \* Be wary of emails or invoices stating a sense of urgency and a resulting consequence
- \* Any misspellings, grammar errors, or strange diction in emails should be considered suspicious - promptly report to your IT department
- \* Keep passwords and authorization codes in a secure and safe offline location; don't share them with others
- \* Only access financial accounts using a trusted, secure device
- \* Make sure your PC is up to date with the latest versions of software and most recent patches

STAR Ohio will be closed on Monday, October 14, 2024 for Columbus Day and Monday, November 11, 2024 for Veterans' Day. For questions or to make updates to your account, contact STAR Ohio directly Monday through Friday from 8:30 a.m. to 5:00 p.m. at [info@starohio.com](mailto:info@starohio.com) or 1.800.648.STAR(7827).

### ACCOUNT SUMMARY

Funds	Total Shares	Share Price	Share Value
STAR Ohio	2,634,262.800	\$1.0000	\$2,634,262.80

### DISTRIBUTION SUMMARY

Funds	YTD Earnings	Reinvestment Option
	Income	Income
STAR Ohio	\$42,051.66	Reinvest

### TRANSACTIONS

STAR Ohio Account Number: 15581

30 Day Yield = 5.29%

Date	Transaction Type	To/From Account Number	Shares	Share Price	Gross Amount	Share Value
	Beginning Shares Balance		2,622,861.850	\$1.00		\$2,622,861.85
09/30/2024	Income Dividend Reinvestment		11,400.950	\$1.00	\$11,400.95	2,634,262.80
	Closing Balance		2,634,262.800	\$1.00		\$2,634,262.80



## **Crestview Local School District Operating Account**

Monthly Investment Report  
September 30, 2024

**Your Investment Representative:**

Eileen Stanic  
(440) 662-8268  
[estanic@meederinvestment.com](mailto:estanic@meederinvestment.com)

For questions about your account please contact your investment representative or contact [publicfundsoperations@meederinvestment.com](mailto:publicfundsoperations@meederinvestment.com)  
**Dublin, Ohio | Lansing, Michigan | Long Beach, California | Austin, Texas | 866-633-3371 | [www.meederpublicfunds.com](http://www.meederpublicfunds.com)**

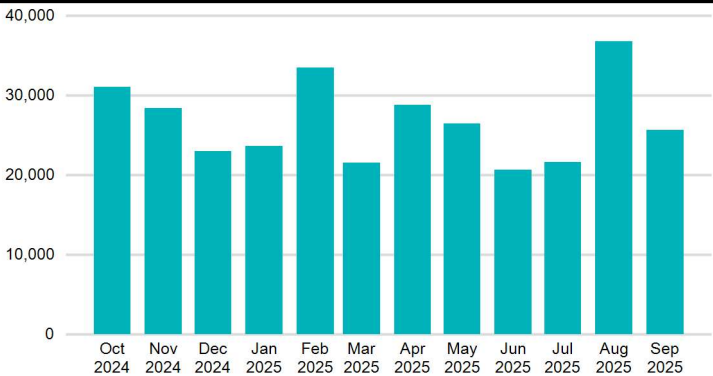
**MONTHLY RECONCILIATION**

<b>Beginning Book Value</b>	<b>10,726,979.50</b>
Contributions	
Withdrawals	
Prior Month Management Fees	(809.19)
Prior Month Custodian Fees	(67.28)
Realized Gains/Losses	2,321.29
Purchased Interest	(757.88)
Gross Interest Earnings	21,823.63
<b>Ending Book Value</b>	<b>10,749,490.07</b>

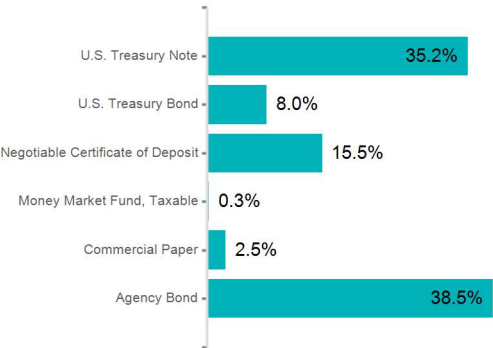
**PORTFOLIO CHARACTERISTICS**

Portfolio Yield to Maturity	3.32%
Portfolio Effective Duration	2.36 yrs
Weighted Average Maturity	2.49 yrs

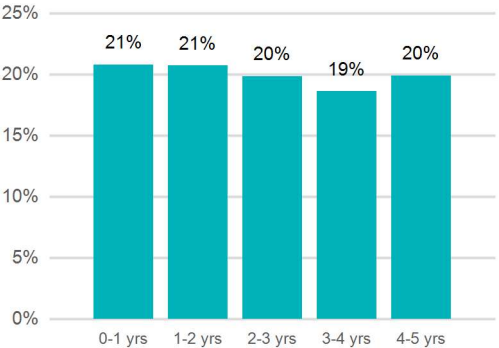
**PROJECTED MONTHLY INCOME SCHEDULE**



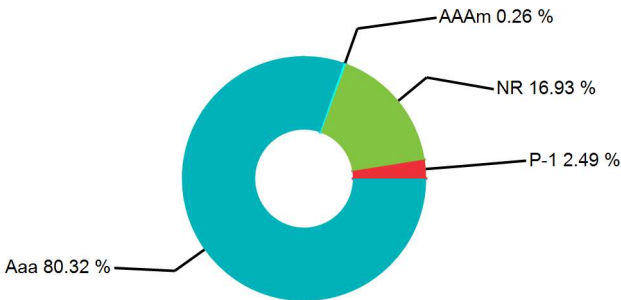
**SECTOR ALLOCATION**



**MATURITY DISTRIBUTION**



**CREDIT QUALITY**





## Crestview Local School District Operating Account

**PROJECTED INCOME SCHEDULE**

As of September 30, 2024



CUSIP	SECURITY DESCRIPTION	Oct 2024	Nov 2024	Dec 2024	Jan 2025	Feb 2025	Mar 2025	Apr 2025	May 2025	Jun 2025	Jul 2025	Aug 2025	Sep 2025
07371DEV5	Beal Bank USA 3.200% 08/12/2026					1,855						1,825	
12547CBN7	CIBC Bank USA 4.500% 05/25/2028		3,403						3,347				
146102AP3	Carter Bank & Trust 4.300% 03/20/2029	707	730	707	730	730	660	730	707	730	707	730	730
15118RC39	Celtic Bank Corporation 3.850% 02/10/2027	316	327	316	327	327	295	327	316	327	316	327	327
29367RNE2	Enterprise Bank 4.400% 07/10/2029	220	220	220	220	220	220	220	220	220	220	220	220
3130ALED2	FHLB 1.020% 02/24/2027					765						765	
3130ALZ31	FHLB 0.625% 10/28/2024	8,686											
3130AMSB9	FHLB 0.700% 06/16/2025			700						700			
3130AN2Q2	FHLB 1.000% 06/30/2026			1,250						1,250			
3130APB87	FHLB 1.100% 10/13/2026	550						550					
3130APRA5	FHLB 1.100% 11/15/2024		7,617										
3130AQJ87	FHLB 1.600% 01/19/2027				1,200						1,200		
3133EJ2C2	FFCB 3.220% 12/10/2025			2,174						2,174			
3133EJ2D0	FFCB 3.430% 12/06/2028			1,029						1,029			
3133EMH21	FFCB 0.900% 06/15/2026			900						900			
3133EMKZ4	FFCB 0.790% 06/21/2027			474						474			
3133EMN65	FFCB 1.610% 07/06/2029				1,047						1,047		
3133EMQ70	FFCB 1.150% 10/14/2027	748						748					
3133EMUK6	FFCB 1.050% 03/25/2026						735						735
3133EMZB1	FFCB 0.960% 05/13/2026		528						528				
3133EN4S6	FFCB 3.750% 12/22/2027			2,719						2,719			
3133ENL99	FFCB 3.375% 09/15/2027						2,278						2,278
3133ENN22	FFCB 3.750% 09/22/2025						2,344						5,344
3133ENTS9	FFCB 2.600% 04/05/2027	1,300						1,300					

## Crestview Local School District Operating Account

**PROJECTED INCOME SCHEDULE**

As of September 30, 2024



CUSIP	SECURITY DESCRIPTION	Oct 2024	Nov 2024	Dec 2024	Jan 2025	Feb 2025	Mar 2025	Apr 2025	May 2025	Jun 2025	Jul 2025	Aug 2025	Sep 2025
3133EP4A0	FFCB 4.250% 02/28/2029					3,188						3,188	
3133EPDP7	FFCB 3.625% 03/21/2028						2,356						2,356
3133EPNH4	FFCB 3.875 06/21/2028			2,906						2,906			
3133ERAK7	FFCB 4.375% 04/10/2029	3,938						3,938					
3133ERHT1	FFCB 4.750% 04/24/2026	2,533						3,800					
3134GWEJ1	FMCC 0.950% 07/30/2027				546						546		
3134GWNC6	FMCC 0.625% 08/19/2025					313						10,462	
3134GWZV1	FMCC 0.650% 10/22/2025	325						325					
3135G03U5	FNMA 0.625% 04/22/2025	281						3,632					
3135G06G3	FNMA 0.500% 11/07/2025		250						250				
3136G4XZ1	FNMA 0.740% 06/30/2025			370									
31422X7K2	FARMER MAC 4.70% 09/27/2028						3,408						3,408
37312PDG1	Georgia Banking Company, Inc. 4.800% 10/17/2028	1,754			1,754			1,716			1,735		
40219MAX2	Gulf Capital Bank 3.800% 09/27/2029						3,392						3,448
62479LMG7	MUFG Bank, Ltd. 12/16/2024			4,671									
62479LSP1	MUFG Bank, Ltd. 05/23/2025								3,420				
742651DZ2	PEFCO 3.900% 10/15/2027	1,463						1,463					
856285Q95	State Bank of India 3.450% 08/16/2027					2,156						2,156	
87164YP81	Synchrony Bank 3.500% 08/05/2027					4,323						4,252	
89235MPN5	Toyota Financial Savings Bank 4.600% 05/24/2029		4,406						4,334				
91139LAS5	United Roosevelt Savings Bank 4.600% 06/13/2029	718	742	718	742	742	670	742	718	742	718	742	742
9128283V0	UST 2.500% 01/31/2025				3,768								

**PROJECTED INCOME SCHEDULE**

As of September 30, 2024

CUSIP	SECURITY DESCRIPTION	Oct 2024	Nov 2024	Dec 2024	Jan 2025	Feb 2025	Mar 2025	Apr 2025	May 2025	Jun 2025	Jul 2025	Aug 2025	Sep 2025
9128284V9	UST 2.875% 08/15/2028					1,797						1,797	
912828U24	UST 2.000% 11/15/2026		1,500						1,500				
912828X88	UST 2.375% 05/15/2027		1,544						1,544				
912828Y95	UST 1.875% 07/31/2026				1,875						1,875		
912828YX2	UST 1.750% 12/31/2026			1,750						1,750			
912828ZF0	UST 0.500% 03/31/2025						1,941						
912828ZL7	UST 0.375% 04/30/2025	188						1,988					
912828ZT0	UST 0.250% 05/31/2025		125						2,543				
912828ZW3	UST 0.250% 06/30/2025			250						2,906			
91282CAB7	UST 0.250% 07/31/2025				125						2,012		
91282CAM3	UST 0.250% 09/30/2025						125						3,008
91282CAT8	UST 0.250% 10/31/2025	250						250					
91282CBH3	UST 0.375% 01/31/2026				281						281		
91282CCF6	UST 0.750% 05/31/2026		750						750				
91282CCZ2	UST 0.875% 09/30/2026						547						547
91282CDF5	UST 1.375% 10/31/2028	413						413					
91282CDZ1	UST 1.500% 02/15/2025					6,744							
91282CEF4	UST 2.500% 03/31/2027						1,875						1,875
91282CEN7	UST 2.750% 04/30/2027	1,856						1,856					
91282CFB2	UST 2.750% 07/31/2027				1,788						1,788		
91282CFU0	UST 4.125% 10/31/2027	1,341						1,341					
91282CFZ9	UST 3.875% 11/30/2027		2,809						2,809				
91282CGH8	UST 3.500% 01/31/2028				3,850						3,850		
91282CGL9	UST 4.000% 02/15/2026					2,800						2,800	
91282CGP0	UST 4.000% 02/29/2028					3,000						3,000	

**PROJECTED INCOME SCHEDULE**

As of September 30, 2024

CUSIP	SECURITY DESCRIPTION	Oct 2024	Nov 2024	Dec 2024	Jan 2025	Feb 2025	Mar 2025	Apr 2025	May 2025	Jun 2025	Jul 2025	Aug 2025	Sep 2025
91282CHA2	UST 3.500% 04/30/2028	3,500						3,500					
91282CHQ7	UST 4.125% 07/31/2028				2,475						2,475		
91282CHX2	UST 4.375% 08/31/2028					1,313						1,313	
91282CJA0	UST 4.625% 09/30/2028						694						694
91282CJN2	UST 4.375% 11/30/2028		3,500						3,500				
91282CJR3	UST 3.750% 12/31/2028			1,875						1,875			
91282CJW2	UST 4.000% 01/31/2029				2,900						2,900		
91282CLK5	UST 3.625% 08/31/2029					3,263						3,263	
<b>TOTAL</b>		<b>31,086</b>	<b>28,451</b>	<b>23,029</b>	<b>23,628</b>	<b>33,535</b>	<b>21,540</b>	<b>28,838</b>	<b>26,487</b>	<b>20,702</b>	<b>21,670</b>	<b>36,839</b>	<b>25,712</b>

## Crestview Local School District Operating Account

**POSITION STATEMENT**

As of September 30, 2024



CUSIP	Security Description	Trade Date/ Settlement Date	Par Value	Principal Cost/ Purchased Interest	Total Cost	Yield at Cost	Maturity/ Duration	Market Price/ Market Value	Unrealized Gain/ (Loss)	% of Assets	Moody's/ S&P Rating
<b>Cash and Cash Equivalents</b>											
31846V567	First American Funds, Inc.	9/30/2024 9/30/2024	\$28,567.83	\$28,567.83	\$28,567.83	4.78%	0.003 0.003	\$1.00 \$28,567.83	\$0.00	0.21%	AAAm
STAROHIO	STAR Ohio XX581	9/30/2024 9/30/2024	\$2,634,262.80	\$2,634,262.80	\$2,634,262.80	5.08%	0.003 0.003	\$1.00 \$2,634,262.80	\$0.00	19.56%	AAAm
<b>SubTotal</b>			<b>\$2,662,830.63</b>	<b>\$2,662,830.63</b>	<b>\$2,662,830.63</b>	<b>5.08%</b>		<b>\$2,662,830.63</b>	<b>\$0.00</b>	<b>19.77%</b>	
<b>Agency Bond</b>											
3130ALZ31	FHLB 0.625% 10/28/2024	7/25/2022 7/26/2022	\$150,000.00	\$141,783.00	\$141,783.00	3.16%	0.077 0.078	\$99.66 \$149,490.00	\$7,707.00	1.11%	Aaa AA+
3130APRA5	FHLB 1.100% 11/15/2024	7/25/2022 7/26/2022	\$150,000.00	\$143,208.00	\$143,208.00	3.15%	0.126 0.125	\$99.52 \$149,275.50	\$6,067.50	1.11%	Aaa AA+
3135G03U5	FNMA 0.625% 04/22/2025	6/13/2024 6/17/2024	\$90,000.00	\$86,649.30 \$85.94	\$86,735.24	5.17%	0.559	\$97.94 \$88,143.30	\$1,494.00	0.65%	Aaa AA+
3130AMSB9	FHLB 0.700% 06/16/2025	6/15/2021 6/16/2021	\$200,000.00	\$200,000.00	\$200,000.00	0.70%	0.710 0.709	\$97.37 \$194,734.00	(\$5,266.00)	1.45%	Aaa AA+
3136G4XZ1	FNMA 0.740% 06/30/2025	6/25/2020 6/30/2020	\$100,000.00	\$100,000.00	\$100,000.00	0.74%	0.748 0.748	\$97.34 \$97,336.00	(\$2,664.00)	0.72%	Aaa AA+
3134GWNC6	FMCC 0.625% 08/19/2025	9/29/2022 9/30/2022	\$100,000.00	\$89,851.00	\$89,851.00	4.41%	0.885 0.885	\$96.80 \$96,795.00	\$6,944.00	0.72%	Aaa AA+
3133ENN22	FFCB 3.750% 09/22/2025	10/20/2022 10/21/2022	\$125,000.00	\$122,000.00	\$122,000.00	4.64%	0.978 0.969	\$99.75 \$124,683.75	\$2,683.75	0.93%	Aaa AA+
3134GWZV1	FMCC 0.650% 10/22/2025	10/14/2021 10/15/2021	\$100,000.00	\$99,000.00	\$99,000.00	0.90%	1.060 1.056	\$96.41 \$96,407.60	(\$2,592.40)	0.72%	Aaa AA+
3135G06G3	FNMA 0.500% 11/07/2025	11/14/2022 11/15/2022	\$100,000.00	\$89,484.00	\$89,484.00	4.30%	1.104 1.099	\$96.41 \$96,414.00	\$6,930.00	0.72%	Aaa AA+
3133EJ2C2	FFCB 3.220% 12/10/2025	5/15/2024 5/16/2024	\$135,000.00	\$131,550.08	\$131,550.08	4.93%	1.195 1.171	\$99.16 \$133,863.30	\$2,313.22	0.99%	Aaa AA+
3133EMUK6	FFCB 1.050% 03/25/2026	3/18/2021 3/25/2021	\$140,000.00	\$140,000.00	\$140,000.00	1.05%	1.482 1.478	\$95.80 \$134,122.80	(\$5,877.20)	1.00%	Aaa AA+
3133ERHT1	FFCB 4.750% 04/24/2026	7/3/2024 7/5/2024	\$160,000.00	\$159,828.80 \$232.22	\$160,061.02	4.82%	1.564 1.510	\$101.39 \$162,224.00	\$2,395.20	1.20%	Aaa AA+
3133EMZB1	FFCB 0.960% 05/13/2026	5/13/2021 5/14/2021	\$110,000.00	\$109,780.00	\$109,780.00	1.00%	1.616 1.605	\$95.32 \$104,846.50	(\$4,933.50)	0.78%	Aaa AA+

## Crestview Local School District Operating Account

**POSITION STATEMENT**

As of September 30, 2024



CUSIP	Security Description	Trade Date/ Settlement Date	Par Value	Principal Cost/ Purchased Interest	Total Cost	Yield at Cost	Maturity/ Duration	Market Price/ Market Value	Unrealized Gain/ (Loss)	% of Assets	Moody's/ S&P Rating
3133EMH21	FFCB 0.900% 06/15/2026	6/14/2021 6/15/2021	\$200,000.00	\$200,000.00	\$200,000.00	0.90%	1.707 1.694	\$94.99 \$189,970.00	(\$10,030.00)	1.41%	Aaa AA+
3130AN2Q2	FHLB 1.000% 06/30/2026	6/25/2021 6/30/2021	\$250,000.00	\$250,000.00	\$250,000.00	1.00%	1.748 1.735	\$95.07 \$237,672.50	(\$12,327.50)	1.76%	Aaa AA+
3130APB87	FHLB 1.100% 10/13/2026	10/14/2021 10/15/2021	\$100,000.00	\$99,730.00	\$99,730.00	1.16%	2.036 2.008	\$94.48 \$94,480.00	(\$5,250.00)	0.70%	Aaa AA+
3130AQJ87	FHLB 1.600% 01/19/2027	7/25/2022 7/26/2022	\$150,000.00	\$140,393.25	\$140,393.25	3.14%	2.304 2.262	\$94.99 \$142,491.00	\$2,097.75	1.06%	Aaa AA+
3130ALED2	FHLB 1.020% 02/24/2027	7/25/2022 7/26/2022	\$150,000.00	\$136,206.00	\$136,206.00	3.20%	2.403 2.374	\$93.45 \$140,181.00	\$3,975.00	1.04%	Aaa AA+
3133ENTS9	FFCB 2.600% 04/05/2027	4/4/2022 4/5/2022	\$100,000.00	\$99,719.00	\$99,719.00	2.66%	2.512 2.417	\$97.35 \$97,349.00	(\$2,370.00)	0.72%	Aaa AA+
3133EMKZ4	FFCB 0.790% 06/21/2027	9/22/2022 9/23/2022	\$120,000.00	\$102,387.60	\$102,387.60	4.24%	2.723 2.694	\$92.06 \$110,474.40	\$8,086.80	0.82%	Aaa AA+
3134GWEJ1	FMCC 0.950% 07/30/2027	7/28/2022 8/1/2022	\$115,000.00	\$104,207.25	\$104,207.25	2.99%	2.830 2.796	\$92.22 \$106,056.45	\$1,849.20	0.79%	Aaa AA+
3133ENL99	FFCB 3.375% 09/15/2027	10/21/2022 10/24/2022	\$135,000.00	\$128,776.50	\$128,776.50	4.43%	2.959 2.836	\$99.39 \$134,177.85	\$5,401.35	1.00%	Aaa AA+
3133EMQ70	FFCB 1.150% 10/14/2027	3/31/2023 3/31/2023	\$130,000.00	\$114,285.60	\$114,285.60	4.10%	3.038 2.976	\$92.37 \$120,079.70	\$5,794.10	0.89%	Aaa AA+
742651DZ2	PEFCO 3.900% 10/15/2027	4/27/2023 5/3/2023	\$40,000.00	\$40,064.00	\$40,064.00	3.86%	3.041 2.848	\$100.36 \$40,144.80	\$80.80	0.30%	Aaa AA+
742651DZ2	PEFCO 3.900% 10/15/2027	4/28/2023 5/3/2023	\$35,000.00	\$34,944.00	\$34,944.00	3.94%	3.041 2.848	\$100.36 \$35,126.70	\$182.70	0.26%	Aaa AA+
3133EN4S6	FFCB 3.750% 12/22/2027	12/16/2022 12/22/2022	\$145,000.00	\$145,126.15	\$145,126.15	3.73%	3.227 3.041	\$100.40 \$145,572.75	\$446.60	1.08%	Aaa AA+
3133EPDP7	FFCB 3.625% 03/21/2028	3/30/2023 3/31/2023	\$130,000.00	\$128,373.70	\$128,373.70	3.90%	3.474 3.294	\$100.04 \$130,057.20	\$1,683.50	0.97%	Aaa AA+
3133EPNH4	FFCB 3.875 06/21/2028	6/15/2023 6/21/2023	\$150,000.00	\$149,332.50	\$149,332.50	3.97%	3.726 3.470	\$100.89 \$151,327.50	\$1,995.00	1.12%	Aaa AA+
31422X7K2	FARMER MAC 4.70% 09/27/2028	9/27/2023 10/2/2023	\$145,000.00	\$144,369.25	\$144,369.25	4.80%	3.995 3.692	\$104.05 \$150,875.40	\$6,506.15	1.12%	
3133EJ2D0	FFCB 3.430% 12/06/2028	4/8/2024 4/10/2024	\$60,000.00	\$57,342.60	\$57,342.60	4.49%	4.186 3.890	\$99.38 \$59,628.00	\$2,285.40	0.44%	Aaa AA+
3133EP4A0	FFCB 4.250% 02/28/2029	2/23/2024 2/28/2024	\$150,000.00	\$149,610.00	\$149,610.00	4.31%	4.416 4.060	\$102.64 \$153,958.50	\$4,348.50	1.14%	Aaa AA+

## Crestview Local School District Operating Account

**POSITION STATEMENT**

As of September 30, 2024



CUSIP	Security Description	Trade Date/ Settlement Date	Par Value	Principal Cost/ Purchased Interest	Total Cost	Yield at Cost	Maturity/ Duration	Market Price/ Market Value	Unrealized Gain/ (Loss)	% of Assets	Moody's/ S&P Rating
3133ERAK7	FFCB 4.375% 04/10/2029	4/5/2024 4/10/2024	\$180,000.00	\$179,590.14	\$179,590.14	4.43%	4.529 4.082	\$103.10 \$185,585.94	\$5,995.80	1.38%	Aaa AA+
3133EMN65	FFCB 1.610% 07/06/2029	7/5/2024 7/8/2024	\$130,000.00	\$113,750.00 \$11.63	\$113,761.63	4.43%	4.767 4.579	\$90.41 \$117,533.00	\$3,783.00	0.87%	Aaa AA+
<b>SubTotal</b>			<b>\$4,275,000.00</b>	<b>\$4,131,341.72 \$329.79</b>	<b>\$4,131,671.51</b>	<b>3.19%</b>		<b>\$4,171,077.44</b>	<b>\$39,735.72</b>	<b>30.97%</b>	
<b>Commercial Paper</b>											
62479LMG7	MUFG Bank, Ltd. 12/16/2024	6/17/2024 6/17/2024	\$175,000.00	\$170,328.67	\$170,328.67	5.42%	0.211 0.214	\$98.84 \$172,970.53	\$2,641.86	1.28%	P-1 A-1
62479LSP1	MUFG Bank, Ltd. 05/23/2025	8/26/2024 8/26/2024	\$100,000.00	\$96,580.00	\$96,580.00	4.72%	0.644 0.653	\$96.99 \$96,988.80	\$408.80	0.72%	P-1 A-1
<b>SubTotal</b>			<b>\$275,000.00</b>	<b>\$266,908.67</b>	<b>\$266,908.67</b>	<b>5.17%</b>		<b>\$269,959.33</b>	<b>\$3,050.66</b>	<b>2.00%</b>	
<b>Negotiable Certificate of Deposit</b>											
07371DEV5	Beal Bank USA 3.200% 08/12/2026	8/4/2022 8/17/2022	\$115,000.00	\$114,568.75	\$114,568.75	3.30%	1.866 1.819	\$97.19 \$111,769.65	(\$2,799.10)	0.83%	
15118RC39	Celtic Bank Corporation 3.850% 02/10/2027	1/20/2023 2/10/2023	\$100,000.00	\$99,675.00	\$99,675.00	3.94%	2.364 2.258	\$97.96 \$97,962.70	(\$1,712.30)	0.73%	
87164YP81	Synchrony Bank 3.500% 08/05/2027	7/29/2022 8/5/2022	\$245,000.00	\$243,775.00	\$243,775.00	3.61%	2.847 2.718	\$96.59 \$236,643.05	(\$7,131.95)	1.76%	
856285Q95	State Bank of India 3.450% 08/16/2027	8/9/2022 8/16/2022	\$125,000.00	\$124,375.00	\$124,375.00	3.56%	2.877 2.752	\$98.47 \$123,092.50	(\$1,282.50)	0.91%	
12547CBN7	CIBC Bank USA 4.500% 05/25/2028	5/19/2023 5/25/2023	\$150,000.00	\$149,362.50	\$149,362.50	4.60%	3.652 3.360	\$101.53 \$152,299.50	\$2,937.00	1.13%	
37312PDG1	Georgia Banking Company, Inc. 4.800% 10/17/2028	10/4/2023 10/17/2023	\$145,000.00	\$144,347.50	\$144,347.50	4.90%	4.049 3.667	\$99.64 \$144,471.48	\$123.98	1.07%	
146102AP3	Carter Bank & Trust 4.300% 03/20/2029	3/11/2024 3/20/2024	\$200,000.00	\$199,100.00	\$199,100.00	4.40%	4.471 4.069	\$99.41 \$198,812.00	(\$288.00)	1.48%	
89235MPN5	Toyota Financial Savings Bank 4.600% 05/24/2029	5/15/2024 5/24/2024	\$190,000.00	\$189,145.00	\$189,145.00	4.70%	4.649 4.171	\$99.58 \$189,204.47	\$59.47	1.41%	
91139LAS5	United Roosevelt Savings Bank 4.600% 06/13/2029	6/4/2024 6/17/2024	\$190,000.00	\$189,145.00	\$189,145.00	4.70%	4.704 4.229	\$99.58 \$189,193.26	\$48.26	1.40%	

## Crestview Local School District Operating Account

**POSITION STATEMENT**

As of September 30, 2024



CUSIP	Security Description	Trade Date/ Settlement Date	Par Value	Principal Cost/ Purchased Interest	Total Cost	Yield at Cost	Maturity/ Duration	Market Price/ Market Value	Unrealized Gain/ (Loss)	% of Assets	Moody's/ S&P Rating
29367RNE2	Enterprise Bank 4.400% 07/10/2029	6/20/2024 7/10/2024	\$60,000.00	\$59,775.00	\$59,775.00	4.48%	4.778 4.307	\$99.66 \$59,795.10	\$20.10	0.44%	
40219MAX2	Gulf Capital Bank 3.800% 09/27/2029	9/13/2024 9/27/2024	\$180,000.00	\$179,190.00	\$179,190.00	3.90%	4.995 4.594	\$99.55 \$179,190.36	\$0.36	1.33%	
<b>SubTotal</b>			<b>\$1,700,000.00</b>	<b>\$1,692,458.75</b>	<b>\$1,692,458.75</b>	<b>4.21%</b>		<b>\$1,682,434.07</b>	<b>(\$10,024.68)</b>	<b>12.49%</b>	

**U.S. Treasury Bond**

9128283V0	UST 2.500% 01/31/2025	7/25/2022 7/26/2022	\$150,000.00	\$148,107.42	\$148,107.42	3.02%	0.337 0.334	\$99.31 \$148,962.90	\$855.48	1.11%	Aaa AA+
912828ZT0	UST 0.250% 05/31/2025	10/28/2021 10/29/2021	\$100,000.00	\$97,582.03	\$97,582.03	0.94%	0.666 0.651	\$97.43 \$97,428.40	(\$153.63)	0.72%	Aaa AA+
91282CCF6	UST 0.750% 05/31/2026	6/14/2021 6/15/2021	\$200,000.00	\$199,773.44	\$199,773.44	0.77%	1.666 1.622	\$95.34 \$190,688.60	(\$9,084.84)	1.42%	Aaa AA+
912828Y95	UST 1.875% 07/31/2026	6/27/2023 6/28/2023	\$200,000.00	\$185,695.31	\$185,695.31	4.37%	1.833 1.806	\$96.95 \$193,906.20	\$8,210.89	1.44%	Aaa AA+
91282CCZ2	UST 0.875% 09/30/2026	9/28/2021 9/30/2021	\$125,000.00	\$124,174.80	\$124,174.80	1.01%	2.000 1.949	\$94.86 \$118,570.13	(\$5,604.67)	0.88%	Aaa AA+
9128284V9	UST 2.875% 08/15/2028	10/6/2023 10/10/2023	\$125,000.00	\$114,746.09	\$114,746.09	4.79%	3.877 3.679	\$97.67 \$122,086.88	\$7,340.79	0.91%	Aaa AA+
<b>SubTotal</b>			<b>\$900,000.00</b>	<b>\$870,079.09</b>	<b>\$870,079.09</b>	<b>2.57%</b>		<b>\$871,643.11</b>	<b>\$1,564.02</b>	<b>6.47%</b>	

**U.S. Treasury Note**

91282CDZ1	UST 1.500% 02/15/2025	7/25/2022 7/26/2022	\$150,000.00	\$144,380.86	\$144,380.86	3.03%	0.378 0.375	\$98.88 \$148,312.50	\$3,931.64	1.10%	Aaa AA+
912828ZF0	UST 0.500% 03/31/2025	6/29/2021 6/30/2021	\$100,000.00	\$99,511.72	\$99,511.72	0.63%	0.499 0.500	\$98.12 \$98,121.10	(\$1,390.62)	0.73%	Aaa AA+
912828ZF0	UST 0.500% 03/31/2025	10/27/2021 10/29/2021	\$80,000.00	\$78,996.88	\$78,996.88	0.87%	0.499 0.500	\$98.12 \$78,496.88	(\$500.00)	0.58%	Aaa AA+
912828ZL7	UST 0.375% 04/30/2025	10/27/2021 10/28/2021	\$100,000.00	\$98,199.22	\$98,199.22	0.90%	0.581 0.583	\$97.76 \$97,759.00	(\$440.22)	0.73%	Aaa AA+
912828ZW3	UST 0.250% 06/30/2025	6/14/2021 6/15/2021	\$200,000.00	\$197,343.75	\$197,343.75	0.58%	0.748 0.749	\$97.20 \$194,390.60	(\$2,953.15)	1.44%	Aaa AA+
91282CAB7	UST 0.250% 07/31/2025	6/29/2021 6/30/2021	\$100,000.00	\$98,113.28	\$98,113.28	0.72%	0.833 0.834	\$96.95 \$96,953.50	(\$1,159.78)	0.72%	Aaa AA+
91282CAM3	UST 0.250% 09/30/2025	10/28/2021 10/29/2021	\$100,000.00	\$97,117.19	\$97,117.19	1.00%	1.000 0.999	\$96.43 \$96,425.80	(\$691.39)	0.72%	Aaa AA+



## Crestview Local School District Operating Account

**POSITION STATEMENT**

As of September 30, 2024



CUSIP	Security Description	Trade Date/ Settlement Date	Par Value	Principal Cost/ Purchased Interest	Total Cost	Yield at Cost	Maturity/ Duration	Market Price/ Market Value	Unrealized Gain/ (Loss)	% of Assets	Moody's/ S&P Rating
91282CAT8	UST 0.250% 10/31/2025	7/29/2021 7/30/2021	\$200,000.00	\$196,921.88	\$196,921.88	0.62%	1.085 1.082	\$96.20 \$192,394.80	(\$4,527.08)	1.43%	Aaa AA+
91282CBH3	UST 0.375% 01/31/2026	1/14/2022 1/18/2022	\$150,000.00	\$143,619.14	\$143,619.14	1.46%	1.337 1.331	\$95.66 \$143,490.30	(\$128.84)	1.07%	Aaa AA+
91282CGL9	UST 4.000% 02/15/2026	5/16/2024 5/17/2024	\$140,000.00	\$138,009.38	\$138,009.38	4.85%	1.378 1.346	\$100.38 \$140,535.92	\$2,526.54	1.04%	Aaa AA+
912828U24	UST 2.000% 11/15/2026	7/29/2022 8/1/2022	\$150,000.00	\$145,406.25	\$145,406.25	2.76%	2.126 2.075	\$96.80 \$145,206.75	(\$199.50)	1.08%	Aaa AA+
912828YX2	UST 1.750% 12/31/2026	6/29/2023 6/30/2023	\$200,000.00	\$183,132.81	\$183,132.81	4.37%	2.252 2.206	\$96.19 \$192,375.00	\$9,242.19	1.43%	Aaa AA+
91282CEF4	UST 2.500% 03/31/2027	7/25/2022 7/26/2022	\$150,000.00	\$147,375.00	\$147,375.00	2.90%	2.499 2.438	\$97.63 \$146,437.50	(\$937.50)	1.09%	Aaa AA+
91282CEN7	UST 2.750% 04/30/2027	12/29/2022 12/30/2022	\$135,000.00	\$128,228.90	\$128,228.90	4.02%	2.581 2.483	\$98.13 \$132,479.28	\$4,250.38	0.98%	Aaa AA+
912828X88	UST 2.375% 05/15/2027	12/29/2022 12/30/2022	\$130,000.00	\$121,473.83	\$121,473.83	4.02%	2.622 2.537	\$97.11 \$126,245.47	\$4,771.64	0.94%	Aaa AA+
91282CFB2	UST 2.750% 07/31/2027	12/29/2022 12/30/2022	\$130,000.00	\$123,271.48	\$123,271.48	4.00%	2.833 2.733	\$97.97 \$127,359.44	\$4,087.96	0.95%	Aaa AA+
91282CFU0	UST 4.125% 10/31/2027	12/19/2022 12/20/2022	\$65,000.00	\$66,041.02	\$66,041.02	3.76%	3.085 2.882	\$101.81 \$66,178.13	\$137.11	0.49%	Aaa AA+
91282CFZ9	UST 3.875% 11/30/2027	12/16/2022 12/19/2022	\$145,000.00	\$146,625.59	\$146,625.59	3.63%	3.167 2.975	\$101.11 \$146,602.69	(\$22.90)	1.09%	Aaa AA+
91282CGH8	UST 3.500% 01/31/2028	6/29/2023 6/30/2023	\$200,000.00	\$194,203.13	\$194,203.13	4.20%	3.337 3.159	\$100.01 \$200,015.60	\$5,812.47	1.49%	Aaa AA+
91282CGH8	UST 3.500% 01/31/2028	9/6/2024 9/9/2024	\$20,000.00	\$19,985.94 \$76.09	\$20,062.03	3.52%	3.337 3.159	\$100.01 \$20,001.56	\$15.62	0.15%	Aaa AA+
91282CGP0	UST 4.000% 02/29/2028	3/6/2023 3/7/2023	\$120,000.00	\$118,607.81	\$118,607.81	4.26%	3.416 3.220	\$101.60 \$121,918.56	\$3,310.75	0.91%	Aaa AA+
91282CGP0	UST 4.000% 02/29/2028	7/14/2023 7/17/2023	\$30,000.00	\$29,900.39	\$29,900.39	4.08%	3.416 3.220	\$101.60 \$30,479.64	\$579.25	0.23%	Aaa AA+
91282CHA2	UST 3.500% 04/30/2028	5/19/2023 5/22/2023	\$150,000.00	\$148,728.51	\$148,728.51	3.69%	3.584 3.352	\$100.00 \$150,000.00	\$1,271.49	1.11%	Aaa AA+
91282CHA2	UST 3.500% 04/30/2028	9/6/2024 9/9/2024	\$50,000.00	\$49,982.42 \$627.72	\$50,610.14	3.51%	3.584 3.352	\$100.00 \$50,000.00	\$17.58	0.37%	Aaa AA+
91282CHQ7	UST 4.125% 07/31/2028	2/27/2024 2/28/2024	\$120,000.00	\$118,828.13	\$118,828.13	4.37%	3.836 3.566	\$102.20 \$122,641.08	\$3,812.95	0.91%	Aaa AA+

**POSITION STATEMENT**

As of September 30, 2024

CUSIP	Security Description	Trade Date/ Settlement Date	Par Value	Principal Cost/ Purchased Interest	Total Cost	Yield at Cost	Maturity/ Duration	Market Price/ Market Value	Unrealized Gain/ (Loss)	% of Assets	Moody's/ S&P Rating
91282CHX2	UST 4.375% 08/31/2028	4/12/2024 4/15/2024	\$60,000.00	\$59,503.13	\$59,503.13	4.58%	3.921 3.635	\$103.15 \$61,889.04	\$2,385.91	0.46%	Aaa AA+
91282CJA0	UST 4.625% 09/30/2028	6/26/2024 6/27/2024	\$30,000.00	\$30,273.05	\$30,273.05	4.39%	4.003 3.705	\$104.15 \$31,244.52	\$971.47	0.23%	Aaa AA+
91282CDF5	UST 1.375% 10/31/2028	7/3/2024 7/5/2024	\$60,000.00	\$52,996.88 \$147.96	\$53,144.84	4.37%	4.088 3.956	\$91.91 \$55,143.78	\$2,146.90	0.41%	Aaa AA+
91282CJN2	UST 4.375% 11/30/2028	12/13/2023 12/14/2023	\$160,000.00	\$161,418.75	\$161,418.75	4.17%	4.170 3.808	\$103.32 \$165,309.28	\$3,890.53	1.23%	Aaa AA+
91282CJR3	UST 3.750% 12/31/2028	1/16/2024 1/17/2024	\$100,000.00	\$99,113.28	\$99,113.28	3.95%	4.255 3.934	\$100.94 \$100,937.50	\$1,824.22	0.75%	Aaa AA+
91282CJW2	UST 4.000% 01/31/2029	2/16/2024 2/20/2024	\$145,000.00	\$143,147.85	\$143,147.85	4.29%	4.340 4.009	\$101.96 \$147,843.31	\$4,695.46	1.10%	Aaa AA+
91282CLK5	UST 3.625% 08/31/2029	8/29/2024 9/3/2024	\$180,000.00	\$179,676.56 \$54.07	\$179,730.63	3.66%	4.921 4.536	\$100.59 \$181,054.62	\$1,378.06	1.34%	Aaa AA+
<b>SubTotal</b>			<b>\$3,850,000.00</b>	<b>\$3,760,134.01 \$905.84</b>	<b>\$3,761,039.85</b>	<b>3.10%</b>		<b>\$3,808,243.15</b>	<b>\$48,109.14</b>	<b>28.28%</b>	
<b>Grand Total</b>			<b>\$13,662,830.63</b>	<b>\$13,383,752.87 \$1,235.63</b>	<b>\$13,384,988.50</b>	<b>3.66%</b>		<b>\$13,466,187.73</b>	<b>\$82,434.86</b>	<b>100.00%</b>	

**TRANSACTION STATEMENT**

As of September 30, 2024

Transaction Type	Trade Date	Settlement Date	CUSIP	Security Description	Par Value	Principal Amount	Purchased Interest	Total Cost	Yield at Cost
<b>Purchase</b>									
Purchase	8/29/2024	9/3/2024	91282CLK5	UST 3.625% 08/31/2029	180,000.00	179,676.56	54.07	179,730.63	3.66%
Purchase	9/6/2024	9/9/2024	91282CHA2	UST 3.500% 04/30/2028	50,000.00	49,982.42	627.72	50,610.14	3.51%
Purchase	9/6/2024	9/9/2024	91282CGH8	UST 3.500% 01/31/2028	20,000.00	19,985.94	76.09	20,062.03	3.52%
Purchase	9/13/2024	9/27/2024	40219MAX2	Gulf Capital Bank 3.800% 09/27/2029	180,000.00	179,190.00		179,190.00	3.90%
<b>Total</b>					<b>430,000.00</b>	<b>428,834.92</b>	<b>757.88</b>	<b>429,592.80</b>	

Transaction Type	Trade Date	Settlement Date	CUSIP	Security Description	Par Value	Principal Cost	Total Proceeds	Realized Gain/Loss
Maturity								
Maturity	9/19/2024	9/19/2024	912797KL0	UST 09/19/2024	175,000.00	172,678.71	175,000.00	2,321.29
Total					175,000.00	172,678.71	175,000.00	2,321.29

**TRANSACTION STATEMENT**

As of September 30, 2024

Transaction Type	Payment Date	Settlement Date	CUSIP	Security Description	Interest Received
<b>Interest/Dividends</b>					
Interest/Dividends	9/3/2024	9/3/2024	91282CHX2	UST 4.375% 08/31/2028	1,312.50
Interest/Dividends	9/3/2024	9/3/2024	91282CGP0	UST 4.000% 02/29/2028	3,000.00
Interest/Dividends	9/3/2024	9/3/2024	31846V567	First American Funds, Inc.	675.95
Interest/Dividends	9/10/2024	9/10/2024	15118RC39	Celtic Bank Corporation 3.850% 02/10/2027	326.99
Interest/Dividends	9/10/2024	9/10/2024	29367RNE2	Enterprise Bank 4.400% 07/10/2029	224.22
Interest/Dividends	9/13/2024	9/13/2024	91139LAS5	United Roosevelt Savings Bank 4.600% 06/13/2029	742.30
Interest/Dividends	9/16/2024	9/16/2024	3133ENL99	FFCB 3.375% 09/15/2027	2,278.13
Interest/Dividends	9/20/2024	9/20/2024	146102AP3	Carter Bank & Trust 4.300% 03/20/2029	730.41
Interest/Dividends	9/23/2024	9/23/2024	3133EPDP7	FFCB 3.625% 03/21/2028	2,356.25
Interest/Dividends	9/23/2024	9/23/2024	3133ENN22	FFCB 3.750% 09/22/2025	2,343.75
Interest/Dividends	9/25/2024	9/25/2024	3133EMUK6	FFCB 1.050% 03/25/2026	735.00
Interest/Dividends	9/27/2024	9/27/2024	31422X7K2	FARMER MAC 4.70% 09/27/2028	3,407.50
Interest/Dividends	9/30/2024	9/30/2024	912828ZF0	UST 0.500% 03/31/2025	450.00
Interest/Dividends	9/30/2024	9/30/2024	91282CAM3	UST 0.250% 09/30/2025	125.00
Interest/Dividends	9/30/2024	9/30/2024	91282CCZ2	UST 0.875% 09/30/2026	546.88
Interest/Dividends	9/30/2024	9/30/2024	91282CEF4	UST 2.500% 03/31/2027	1,875.00
Interest/Dividends	9/30/2024	9/30/2024	91282CJA0	UST 4.625% 09/30/2028	693.75
<b>Total</b>					<b>21,823.63</b>



Transaction Type	Trade Date	Settlement Date	Transaction Description	Amount
Custodian Fee				
Custodian Fee	9/25/2024	9/25/2024	Cash Out	(67.28)
Total				(67.28)
Management Fee				
Management Fee	9/20/2024	9/20/2024	Cash Out	(809.19)
Total				(809.19)

**STATEMENT DISCLOSURE**

As of September 30, 2024



Meeder provides monthly statements for its investment management clients to provide information about the investment portfolio. The information should not be used for audit or confirmation purposes. Please review your custodial statements and report any inaccuracies or discrepancies.

Certain information and data has been supplied by unaffiliated third parties. Although Meeder believes the information is reliable, it cannot warrant the accuracy of information offered by third parties. Market value may reflect prices received from pricing vendors when current market quotations are not available. Prices may not reflect firm bids or offers and may differ from the value at which the security can be sold.

Statements may include positions from unmanaged accounts provided for reporting purposes. Unmanaged accounts are managed directly by the client and are not included in the accounts managed by the investment adviser. This information is provided as a client convenience and the investment adviser assumes no responsibility for performance of these accounts or the accuracy of the data reported.

**Investing involves risk. Past performance is no guarantee of future results. Debt and fixed income securities are subject to credit and interest rate risk. The investment return and principal value of an investment will fluctuate so that an investors shares, when redeemed, may be worth more or less than their original cost. Current performance may be lower or higher than the performance data quoted.**

Meeder Investment Management is the global brand for the Meeder group of affiliated companies. Investment advisory services are provided through Meeder Public Funds, Inc. Please contact us if you would like to receive a copy of our current ADV disclosure brochure or privacy policy.