


CRESTVIEW LOCAL SCHOOL DISTRICT

1575 State Route 96 Ashland, Ohio 44805



Financial Report to the Board of Education

For the Month Ending April 2024

Prepared by
Robin Klenk, Treasurer

2023/2024 Crestview Schools Spending Plan

	2023/2024 APPROP	APRIL ACTUAL	YTD ACTUAL		
Beginning Cash Balance	12,704,134	12,772,927	12,704,134	YTD as % of Est	
REVENUE					
General Property (Real Estate)	2,643,468	902,765	3,012,377	113.96%	(368,909)
Tangible Personal Property Tax	3,426,049	2,367,201	3,147,187	91.86%	278,862
Income Tax	0	0	0	0.00%	0
Unrestricted Grants-in Aid	7,132,827	568,506	5,928,139	83.11%	1,204,688
Restricted Grants-in -Aid	351,152	48,670	347,978	99.10%	3,174
Restricted Federal Grants-in-Aid SFSF	0	0	0	0.00%	0
Property Tax Allocation	422,021	77,385	269,692	63.90%	152,329
All Other Operating Revenue	502,530	55,190	739,380	147.13%	(236,850)
Proceeds from Sale of Notes	0	0	0	0.00%	0
State Emergency Loans & Advancements (Approved)		0	0	0.00%	0
Operating Tranfers-In	0	0	0	0.00%	0
Advances-In	80	0	314	392.18%	(234)
All Other Financial Sources	150,000	304	152,532	101.69%	(2,532)
Total Revenue	14,628,127	4,020,021	13,597,599	92.96%	1,030,528
Total Available	27,332,261	16,792,948	26,301,733	YTD as % of Est	
EXPENDITURES					
Personal Services	6,797,865	539,498	5,349,600	78.70%	1,448,265
Employees Retirement/Insurance Benefits	2,966,739	242,242	2,466,621	83.14%	500,118
Purchased Services	2,622,251	206,740	1,778,282	67.82%	843,969
Supplies and Materials	728,206	44,642	576,624	79.18%	151,583
Capital Outlay	389,682	15	306,958	78.77%	82,724
Debt Service: Principal-HB 264 Loans	0	0	0	0.00%	0
Debt Service: Principal-Other	0	0	0	0.00%	0
Debt Service: Interest and Fiscal Charges	0	0	0	0.00%	0
Other Objects	151,125	80,066	143,904	95.22%	7,221
Operational Transfers-Out	0	0	0	0.00%	0
Advances-Out	0	0	0	0.00%	0
All Other Financing Uses	0		0	0.00%	0
Total Expenditures	13,655,868	1,113,203	10,621,988	77.78%	3,033,880
Ending Cash Balance	13,676,393	15,679,745	15,679,745		
Encumbrances	0	1,344,189	1,344,189		
Textbook/Instructional Mat. Reserve	0	0	0		
Capital Improvements Reserve	0	0	0		
Reserve for Transportation	0	0	0		
Total Reserve	0	1,344,189	1,344,189		
Unreserved Balance	13,676,393	14,335,556	14,335,556	10/12 83.33%	
True Days Cash			318		
% Salary and Benefits to Total Expenses			71.50%		

APRIL 2024

(0.00)

Approved: _____
Mrs. Debbie Reidy, President

Interest earned allocation

For the month ending: **APRIL 2024**

Interest earned for the month

General Operating Checking acct - sweep	\$	8,680.92
Investments-Park	\$	16,843.69
Certificates of deposit--Mechanics	\$	-
Star Ohio and Savings Accts.	\$	419.27
Meeder Investments	\$	19,388.74
Correction to February Meeder interest	\$	-
net gains/losses investments		
Total	\$	45,332.62

Month-end fund balances

Total	\$	15,565,912.99
Food service fund balance	\$	208,860.65
Self-insurance medical benefits fund balance	\$	-
Crestview Citizens Scholarship	\$	-
	\$	-
Total other funds	\$	15,357,052.34

Interest allocated

Interest earned on CD's and Other Investments	\$	36,035.16	001.1410.
General fund checking	\$	8,680.92	001.1410.101
Food service fund - HS	\$	205.51	006.1410.001
Food service fund - MS	\$	205.51	006.1410.002
Food service fund - ES	\$	205.51	006.1410.003
Self-insurance medical benefits fund	\$	-	024.1410...0000
Crestview Citizens Scholarship	\$	-	007.1410.. 9900
Total	\$	45,332.62	

CRESTVIEW LOCAL SCHOOLS

Cash Summary Report

	Full Account Code	Description	Initial Cash	MTD Received	FYTD Received	MTD Expended	FYTD Expended	Fund Balance	Encumbrance	Unencumbered Balance
Fund:	001									
	001-0000	GENERAL FUND	\$ 13,254,112.81	\$ 4,020,021.31	\$ 13,597,598.73	\$ 1,113,203.43	\$ 10,621,988.19	\$ 16,229,723.35	\$ 1,344,189.40	\$ 14,885,533.95
	001-9001	TECHNOLOGY INSURANCE FUND	(6,911.75)	0.00	0.00	0.00	0.00	(6,911.75)	0.00	(6,911.75)
	001-9002	GRADUATION BONUS FUND	60,195.56	0.00	0.00	0.00	0.00	60,195.56	0.00	60,195.56
	001-9003	THIRD GRADE READING BONUS FUND	(5,173.38)	0.00	0.00	0.00	0.00	(5,173.38)	0.00	(5,173.38)
	001-9004	PRESCHOOL	(1,288,203.28)	0.00	0.00	0.00	0.00	(1,288,203.28)	0.00	(1,288,203.28)
	001-9991	BUDGET RESERVE SET-ASIDE	690,114.00	0.00	0.00	0.00	0.00	690,114.00	0.00	690,114.00
			\$ 4,020,021.31	\$ 1,113,203.43	\$ 13,597,598.73	\$ 10,621,988.19	\$ 16,229,723.35	\$ 1,344,189.40	\$ 14,885,533.95	
			12,704,133.96	13,597,598.73		10,621,988.19	15,679,744.50		14,335,555.10	
Fund:	003									
	003-0000	PERMANENT IMPROVEMENT FUND	33,152.52	233,396.68	457,198.83	5,237.21	124,775.43	365,575.92	147,243.00	218,332.92
			\$ 33,152.52	\$ 233,396.68	\$ 457,198.83	\$ 5,237.21	\$ 124,775.43	\$ 365,575.92	\$ 147,243.00	\$ 218,332.92
Fund:	006									
	006-0000	FOOD SERVICES FUND	360,849.39	59,618.80	446,671.79	59,605.48	598,647.21	208,873.97	78,982.65	129,891.32
			\$ 360,849.39	\$ 59,618.80	\$ 446,671.79	\$ 59,605.48	\$ 598,647.21	\$ 208,873.97	\$ 78,982.65	\$ 129,891.32
Fund:	007									
	007-9691	STAFF TRUST FUND HIGH SCHOOL	56.08	0.00	0.00	0.00	0.00	56.08	0.00	56.08
	007-9692	STAFF TRUST FUND MIDDLE SCHOOL	1,804.82	110.00	1,407.00	92.68	1,692.19	1,519.63	482.56	1,037.07
	007-9693	STAFF TRUST FUND ELEMENTARY	2,105.71	0.00	0.00	0.00	475.42	1,630.29	327.56	1,302.73
	007-9904	RECYCLING SCHOLARSHIP	2,870.29	21.96	163.12	0.00	0.00	3,033.41	0.00	3,033.41
			\$ 6,836.90	\$ 131.96	\$ 1,570.12	\$ 92.68	\$ 2,167.61	\$ 6,239.41	\$ 810.12	\$ 5,429.29
Fund:	018									
	018-9421	HIGH SCHOOL PUBLIC SCHOOL SUPPORT	1,288.38	10.00	587.36	64.00	1,309.72	566.02	535.42	30.60
	018-9422	MIDDLE SCHOOL PUBLIC SCHOOL SUPPORT	1,814.86	296.00	3,877.01	0.00	2,844.48	2,847.39	200.00	2,647.39
	018-9423	ELEMENTARY SCHOOL PUBLIC SCHOOL SUPPORT	10,501.63	632.00	10,904.70	1,407.00	12,325.39	9,080.94	9,940.05	(859.11)
	018-9521	SARAH CURRY FLOWER FUND	1,919.19	0.00	95.00	0.00	0.00	2,014.19	200.00	1,814.19
	018-9522	MIDDLE SCHOOL WASHINGTON DC TRIP FUND	13,539.05	0.00	6.00	0.00	0.00	13,545.05	400.00	13,145.05
			\$ 29,063.11	\$ 938.00	\$ 15,470.07	\$ 1,471.00	\$ 16,479.59	\$ 28,053.59	\$ 11,275.47	\$ 16,778.12
Fund:	019									
	019-9907	CRESTVIEW EDUCATIONAL FOUNDATION GRANTS	424.59	0.00	0.00	376.63	720.90	(296.31)	392.70	(689.01)
	019-9919	PPG INNOVATIVE CLASSROOM GRANT	102.08	0.00	0.00	0.00	102.08	0.00	0.00	0.00
	019-9935	RCF Art Grant	1,107.95	0.00	(1,107.95)	0.00	0.00	0.00	0.00	0.00
	019-9941	Green Team Grant	461.95	0.00	0.00	0.00	0.00	461.95	0.00	461.95

CRESTVIEW LOCAL SCHOOLS
Cash Summary Report

	Full Account Code	Description	Initial Cash	MTD Received	FYTD Received	MTD Expended	FYTD Expended	Fund Balance	Encumbrance	Unencumbered Balance
	019-9942	RCF/CERAMIC GRANT E.OLEWILER	\$ 126.01	\$ 0.00	\$ 0.00	\$ 0.00	\$ 126.01	\$ 0.00	\$ 0.00	\$ 0.00
	019-9947	RCF GRANT-HS FORENSICS-RUCKER	0.00	0.00	921.94	0.00	461.74	460.20	0.00	460.20
	019-9948	RCF GRANT-ECLIPSE VIEWING-SOUDER	0.00	0.00	1,500.00	0.00	1,497.55	2.45	0.00	2.45
	019-9949	RCF GRANT-GREEN ENERGY-BLACKLEDGE	0.00	0.00	785.00	0.00	745.75	39.25	0.00	39.25
			\$ 2,222.58	\$ 0.00	\$ 2,098.99	\$ 376.63	\$ 3,654.03	\$ 667.54	\$ 392.70	\$ 274.84
Fund:	022									
	022-9001	RETIREMENT CLEARING ACCOUNT	184,017.09	81,562.91	869,085.48	96,568.00	999,254.84	53,847.73	0.00	53,847.73
	022-9002	WORKERS COMPENSATION ACCOUNT	9,225.18	1,261.53	14,373.14	0.00	14,683.00	8,915.32	0.00	8,915.32
			\$ 193,242.27	\$ 82,824.44	\$ 883,458.62	\$ 96,568.00	\$ 1,013,937.84	\$ 62,763.05	\$ 0.00	\$ 62,763.05
Fund:	034									
	034-0000	CLASSROOM FACILITIES MAINT FUND (.5 MILL)	172,928.54	40,610.64	82,749.20	921.60	254,714.05	963.69	0.00	963.69
			\$ 172,928.54	\$ 40,610.64	\$ 82,749.20	\$ 921.60	\$ 254,714.05	\$ 963.69	\$ 0.00	\$ 963.69
Fund:	070									
	070-0000	CAPITAL PROJECTS FUND	2,163,717.00	0.00	0.00	0.00	0.00	2,163,717.00	0.00	2,163,717.00
			\$ 2,163,717.00	\$ 0.00	\$ 0.00	\$ 0.00	\$ 0.00	\$ 2,163,717.00	\$ 0.00	\$ 2,163,717.00
Fund:	200									
	200-9126	INDUSTRIAL ART MASS PRODUCTION	5,435.87	0.00	0.00	0.00	791.39	4,644.48	0.00	4,644.48
	200-9128	SPANISH CLUB	419.74	0.00	0.00	0.00	0.00	419.74	0.00	419.74
	200-9141	NAT'L HONOR SOCIETY	813.43	0.00	2,570.08	82.42	685.17	2,698.34	704.46	1,993.88
	200-9223	Class of 2023	1,098.88	0.00	0.00	0.00	0.00	1,098.88	0.00	1,098.88
	200-9224	CLASS OF 2024	4,555.65	850.00	1,350.00	17.89	17.89	5,887.76	627.11	5,260.65
	200-9225	CLASS OF 2025	2,468.00	6,064.90	7,072.15	525.00	3,058.24	6,481.91	3,097.17	3,384.74
	200-9226	CLASS OF 2026	952.00	390.00	1,120.00	0.00	0.00	2,072.00	0.00	2,072.00
	200-9227	CLASS OF 2027	0.00	80.00	721.00	0.00	0.00	721.00	0.00	721.00
	200-9611	HIGH SCHOOL STUDENT COUNCIL	6,353.75	0.00	2,550.00	0.00	(848.69)	9,752.44	0.00	9,752.44
	200-9612	MIDDLE SCHOOL STUDENT COUNCIL	3,058.56	1,507.25	5,351.05	756.50	4,632.97	3,776.64	2,550.00	1,226.64
	200-9680	YEARBOOK	9,271.59	0.00	496.00	0.00	1,879.43	7,888.16	0.00	7,888.16
	200-9690	NEWSPAPER	19.74	0.00	0.00	0.00	0.00	19.74	0.00	19.74
	200-9691	CRESTVIEW FELLOWSHIP OF CHRISTIAN ATHLETES	42.47	0.00	0.00	0.00	0.00	42.47	0.00	42.47
			\$ 34,489.68	\$ 8,892.15	\$ 21,230.28	\$ 1,381.81	\$ 10,216.40	\$ 45,503.56	\$ 6,978.74	\$ 38,524.82
Fund:	300									
	300-9002	MIDDLE SCHOOL LIBRARY	59.00	0.00	1,752.99	0.00	1,601.74	210.25	0.00	210.25
	300-9003	ES LIBRARY	337.40	0.00	3,281.89	0.00	3,124.64	494.65	0.00	494.65
	300-9113	DRAMA CLUB	4,673.93	0.00	2,952.00	0.00	2,950.92	4,675.01	515.90	4,159.11

CRESTVIEW LOCAL SCHOOLS

Cash Summary Report

	Full Account Code	Description	Initial Cash	MTD Received	FYTD Received	MTD Expended	FYTD Expended	Fund Balance	Encumbrance	Unencumbered Balance
	300-9115	ART CLUB	\$ 605.16	\$ 0.00	\$ 0.00	\$ 0.00	\$ 0.00	\$ 605.16	\$ 0.00	\$ 605.16
	300-9134	BAND	2,481.71	0.00	110.00	0.62	87.60	2,504.11	412.40	2,091.71
	300-9137	VOCAL	2,465.89	0.00	1,000.00	0.00	0.00	3,465.89	86.80	3,379.09
	300-9330	FFA	41,640.42	1,532.00	62,261.16	2,322.28	52,339.76	51,561.82	20,698.28	30,863.54
	300-9500	ATHLETICS	0.00	8,972.00	125,967.60	3,251.63	99,521.72	26,445.88	36,304.12	(9,858.24)
	300-9511	BASEBALL COACH'S FUND	3,197.43	710.00	1,451.32	1,816.00	1,816.00	2,832.75	38.00	2,794.75
	300-9512	BOYS BASKETBALL COACH'S FUND	2,345.46	0.00	0.00	0.00	521.00	1,824.46	540.00	1,284.46
	300-9516	FOOTBALL COACH'S FUND	6,780.62	0.00	0.00	0.00	500.00	6,280.62	0.00	6,280.62
	300-9523	HS CROSS COUNTRY COACH'S FUND	14,771.76	0.00	7,183.00	1,157.50	5,235.97	16,718.79	1,175.00	15,543.79
	300-9524	GOLF COACH'S FUND	4,685.22	0.00	493.00	0.00	1,656.76	3,521.46	0.00	3,521.46
	300-9526	MS TRACK COACH'S FUND	300.00	0.00	0.00	0.00	0.00	300.00	0.00	300.00
	300-9527	TRACK COACH'S FUND	191.25	0.00	0.00	0.00	0.00	191.25	0.00	191.25
	300-9528	WRESTLING COACH'S FUND	355.05	0.00	0.00	0.00	0.00	355.05	0.00	355.05
	300-9531	HS GIRLS BASKETBALL COACH'S FUND	641.88	0.00	3,343.40	0.00	2,915.80	1,069.48	451.50	617.98
	300-9533	GIRLS SOCCER COACH'S FUND	1,327.03	0.00	746.30	0.00	0.00	2,073.33	0.00	2,073.33
	300-9534	SOFTBALL COACH'S FUND	2,926.85	0.00	1,037.50	0.00	0.00	3,964.35	199.98	3,764.37
	300-9535	VOLLEYBALL COACH'S FUND	406.96	0.00	2,955.00	0.00	2,226.00	1,135.96	0.00	1,135.96
	300-9537	SWIM Coaches Fund	1,894.42	0.00	0.00	0.00	0.00	1,894.42	7.99	1,886.43
	300-9553	HS CHEERLEADING COACH'S FUND	972.65	0.00	0.00	63.94	657.12	315.53	0.00	315.53
	300-9554	MIDDLE SCHOOL CHEERLEADING FUND	970.41	0.00	853.00	0.00	585.00	1,238.41	0.00	1,238.41
			\$ 94,030.50	\$ 11,214.00	\$ 215,388.16	\$ 8,611.97	\$ 175,740.03	\$ 133,678.63	\$ 60,429.97	\$ 73,248.66
Fund:	439									
	439-9224	PUBLIC SCHOOL PRESCHOOL	0.00	0.00	32,627.60	7,249.68	39,877.28	(7,249.68)	0.00	(7,249.68)
			\$ 0.00	\$ 0.00	\$ 32,627.60	\$ 7,249.68	\$ 39,877.28	\$ (7,249.68)	\$ 0.00	\$ (7,249.68)
Fund:	451									
	451-9200	NETWORK CONNECTIVITY AND ONENET	0.00	0.00	5,992.59	0.00	0.00	5,992.59	0.00	5,992.59
			\$ 0.00	\$ 0.00	\$ 5,992.59	\$ 0.00	\$ 0.00	\$ 5,992.59	\$ 0.00	\$ 5,992.59
Fund:	467									
	467-0000	Student Wellness and Success Fund	105,496.28	0.00	0.00	0.00	66,749.07	38,747.21	38,747.21	0.00
			\$ 105,496.28	\$ 0.00	\$ 0.00	\$ 0.00	\$ 66,749.07	\$ 38,747.21	\$ 38,747.21	\$ 0.00
Fund:	499									
	499-9223	FY23 SAFETY GRANT-ATTORNEY GENERAL	5,072.98	0.00	0.00	0.00	5,072.98	0.00	0.00	0.00
	499-9224	FY24 SCHOOL SAFETY GRANT-ATTORNEY GENERAL	0.00	0.00	4,129.70	0.00	0.00	4,129.70	0.00	4,129.70
			\$ 5,072.98	\$ 0.00	\$ 4,129.70	\$ 0.00	\$ 5,072.98	\$ 4,129.70	\$ 0.00	\$ 4,129.70
Fund:	507									

CRESTVIEW LOCAL SCHOOLS

Cash Summary Report

	Full Account Code	Description	Initial Cash	MTD Received	FYTD Received	MTD Expended	FYTD Expended	Fund Balance	Encumbrance	Unencumbered Balance
	507-9001	ESSER II	\$ 1,200.54	\$ 0.00	\$ 32,767.60	\$ 0.00	\$ 33,968.14	\$ 0.00	\$ 0.00	\$ 0.00
	507-9010	ARP ESSER	(7,647.04)	0.00	534,994.91	236,091.30	764,433.06	(237,085.19)	121,947.33	(359,032.52)
	507-9122	ARP ESSER-HOMELESS	(284.58)	0.00	284.58	0.00	0.00	0.00	0.00	0.00
			\$ (6,731.08)	\$ 0.00	\$ 568,047.09	\$ 236,091.30	\$ 798,401.20	\$ (237,085.19)	\$ 121,947.33	\$ (359,032.52)
Fund:	516									
	516-9224	IDEA-B FY24	0.00	0.00	202,989.69	25,876.56	228,866.25	(25,876.56)	1,678.51	(27,555.07)
			\$ 0.00	\$ 0.00	\$ 202,989.69	\$ 25,876.56	\$ 228,866.25	\$ (25,876.56)	\$ 1,678.51	\$ (27,555.07)
Fund:	572									
	572-9224	FY24 TITLE I-A	0.00	24,045.61	225,753.10	28,213.93	253,967.03	(28,213.93)	26,827.96	(55,041.89)
			\$ 0.00	\$ 24,045.61	\$ 225,753.10	\$ 28,213.93	\$ 253,967.03	\$ (28,213.93)	\$ 26,827.96	\$ (55,041.89)
Fund:	584									
	584-9124	FY24 STRONGER CONNECTIONS GRANT	0.00	0.00	6,691.18	2,361.47	9,052.65	(2,361.47)	2,361.45	(4,722.92)
	584-9224	FY24 TITLE IV	0.00	0.00	0.00	0.00	0.00	0.00	20,092.15	(20,092.15)
			\$ 0.00	\$ 0.00	\$ 6,691.18	\$ 2,361.47	\$ 9,052.65	\$ (2,361.47)	\$ 22,453.60	\$ (24,815.07)
Fund:	587									
	587-9224	ECSE - FY24	0.00	0.00	4,757.76	0.00	4,757.76	0.00	0.00	0.00
			\$ 0.00	\$ 0.00	\$ 4,757.76	\$ 0.00	\$ 4,757.76	\$ 0.00	\$ 0.00	\$ 0.00
Fund:	590									
	590-9223	FY23 TITLE II-A	(40,986.61)	0.00	40,986.61	0.00	0.00	0.00	0.00	0.00
	590-9224	FY24 TITLE II-A	0.00	0.00	20,665.16	2,076.00	24,141.16	(3,476.00)	4,504.15	(7,980.15)
			\$ (40,986.61)	\$ 0.00	\$ 61,651.77	\$ 2,076.00	\$ 24,141.16	\$ (3,476.00)	\$ 4,504.15	\$ (7,980.15)
Fund:	599									
	599-9123	FY23 OFCC SCHOOL SAFETY GRANT	154,027.00	0.00	0.00	0.00	136,146.70	17,880.30	17,835.00	45.30
	599-9924	FY24 RURAL AND LOW INCOME FUND	0.00	0.00	14,428.61	0.00	14,428.61	0.00	160.00	(160.00)
			\$ 154,027.00	\$ 0.00	\$ 14,428.61	\$ 0.00	\$ 150,575.31	\$ 17,880.30	\$ 17,995.00	\$ (114.70)
Grand Total			\$ \$ 4,481,693.59		\$ \$ 1,589,338.75		\$ \$ 1,884,455.81			\$
			16,011,545.02		16,850,503.88		14,403,781.07	18,458,267.83		16,573,812.02

CRESTVIEW LOCAL SCHOOLS

Disbursement Report

Check #	Reference #	Vendor #	Primary Name	Date	Type	Amount	Check Type	Reconcile Date	Status	Void Date	Printed
84588	34282	3599	OEDSA	1/5/2024	ACCOUNTS PAYABLE	\$ 825.00	Check		OUTSTANDING		<input checked="" type="checkbox"/>
84813	34514	36062	JUSTIN BAYS	2/16/2024	ACCOUNTS PAYABLE	40.00	Check		OUTSTANDING		<input checked="" type="checkbox"/>
84839	34578	36180	CLINE SECURITY, LLC	2/27/2024	ACCOUNTS PAYABLE	289.82	Check		OUTSTANDING		<input checked="" type="checkbox"/>
85016	34747	2389	Lemon, Chad	3/25/2024	ACCOUNTS PAYABLE	369.54	Check		OUTSTANDING		<input checked="" type="checkbox"/>
85021	34740	36255	OLENTANG Y ORANGE ATHLETIC BOOSTERS	3/25/2024	ACCOUNTS PAYABLE	75.00	Check		OUTSTANDING		<input checked="" type="checkbox"/>
85048	34778	36015	OHIO ASSOCIATION FOR PUPIL TRANSPORTATION	3/28/2024	ACCOUNTS PAYABLE	400.00	Check		OUTSTANDING		<input checked="" type="checkbox"/>
85064	34808	34516	CUMMINS INC	4/3/2024	ACCOUNTS PAYABLE	720.00	Check		OUTSTANDING		<input checked="" type="checkbox"/>
85085	34828	3067	COOPER. AMBER	4/10/2024	ACCOUNTS PAYABLE	120.00	Check		OUTSTANDING		<input checked="" type="checkbox"/>
85093	34844	1532	MADISON LOCAL SCHOOLS	4/10/2024	ACCOUNTS PAYABLE	6,302.33	Check		OUTSTANDING		<input checked="" type="checkbox"/>
85106	34851	36019	STIGALL, ASHLEY	4/10/2024	ACCOUNTS PAYABLE	187.60	Check		OUTSTANDING		<input checked="" type="checkbox"/>
85126	34884	3260	ALLIED RESTAURANT SERVICE	4/17/2024	ACCOUNTS PAYABLE	18.92	Check		OUTSTANDING		<input checked="" type="checkbox"/>
85139	34892	34486	Grady Enterprises Inc	4/19/2024	ACCOUNTS PAYABLE	250.00	Check		OUTSTANDING		<input checked="" type="checkbox"/>
85143	34910	3260	ALLIED RESTAURANT SERVICE	4/23/2024	ACCOUNTS PAYABLE	18.92	Check		OUTSTANDING		<input checked="" type="checkbox"/>
85144	34903	1496	ASHLAND UNIVERSITY	4/23/2024	ACCOUNTS PAYABLE	714.00	Check		OUTSTANDING		<input checked="" type="checkbox"/>
85148	34899	36180	CLINE SECURITY, LLC	4/23/2024	ACCOUNTS PAYABLE	5,000.00	Check		OUTSTANDING		<input checked="" type="checkbox"/>
85150	34906	3067	COOPER. AMBER	4/23/2024	ACCOUNTS PAYABLE	40.00	Check		OUTSTANDING		<input checked="" type="checkbox"/>
85151	34915	2012	CREST CLEANERS INC	4/23/2024	ACCOUNTS PAYABLE	700.50	Check		OUTSTANDING		<input checked="" type="checkbox"/>
85153	34898	34383	EBS - STEPPING STONE GROUP	4/23/2024	ACCOUNTS PAYABLE	8,320.00	Check		OUTSTANDING		<input checked="" type="checkbox"/>
85154	34917	3612	FOLLETT SCHOOL SOLUTIONS	4/23/2024	ACCOUNTS PAYABLE	395.00	Check		OUTSTANDING		<input checked="" type="checkbox"/>
85155	34914	350033	Gordon Flesch Company Inc	4/23/2024	ACCOUNTS PAYABLE	0.62	Check		OUTSTANDING		<input checked="" type="checkbox"/>
85156	34918	3201	GRAINGER	4/23/2024	ACCOUNTS PAYABLE	183.95	Check		OUTSTANDING		<input checked="" type="checkbox"/>
85160	34912	35937	Innovative Solutions Group, Inc.	4/23/2024	ACCOUNTS PAYABLE	575.00	Check		OUTSTANDING		<input checked="" type="checkbox"/>
85161	34908	36278	KEITH'S DRAIN	4/23/2024	ACCOUNTS PAYABLE	300.00	Check		OUTSTANDING		<input checked="" type="checkbox"/>

CRESTVIEW LOCAL SCHOOLS

Disbursement Report

Check #	Reference #	Vendor #	Primary Name	Date	Type	Amount	Check Type	Reconcile Date	Status	Void Date	Printed
85164	34923	350021	&SEPTIC SERVICE INC. MID OHIO RACE MANAGEMENT	4/23/2024	ACCOUNTS_PAYABLE	\$ 1,157.50	Check		OUTSTANDING		<input checked="" type="checkbox"/>
85166	34925	36125	PERKINS LOCAL SCHOOL DISTRICT	4/23/2024	ACCOUNTS_PAYABLE	300.00	Check		OUTSTANDING		<input checked="" type="checkbox"/>
85167	34896	35996	Real OT Solutions, Inc.	4/23/2024	ACCOUNTS_PAYABLE	178.50	Check		OUTSTANDING		<input checked="" type="checkbox"/>
85169	34907	350049	SFR XI HOLDINGS, LLC	4/23/2024	ACCOUNTS_PAYABLE	2,070.00	Check		OUTSTANDING		<input checked="" type="checkbox"/>
85171	34920	35028	TOFTS DAIRY, INC.	4/23/2024	ACCOUNTS_PAYABLE	1,145.10	Check		OUTSTANDING		<input checked="" type="checkbox"/>
85175	34929	36213	AUMEND, HONEY M.	4/25/2024	ACCOUNTS_PAYABLE	25.00	Check		OUTSTANDING		<input checked="" type="checkbox"/>
85176	34931	35966	COMDOC INC.	4/25/2024	ACCOUNTS_PAYABLE	2,825.53	Check		OUTSTANDING		<input checked="" type="checkbox"/>
85177	34930	36281	GRUBBS, PAM	4/25/2024	ACCOUNTS_PAYABLE	125.00	Check		OUTSTANDING		<input checked="" type="checkbox"/>
85178	34940	36039	HORNER, ALISHA	4/25/2024	ACCOUNTS_PAYABLE	75.00	Check		OUTSTANDING		<input checked="" type="checkbox"/>
85179	34942	36278	KEITH'S DRAIN &SEPTIC SERVICE INC.	4/25/2024	ACCOUNTS_PAYABLE	300.00	Check		OUTSTANDING		<input checked="" type="checkbox"/>
85180	34939	36276	MATH STACKERS INC	4/25/2024	ACCOUNTS_PAYABLE	945.00	Check		OUTSTANDING		<input checked="" type="checkbox"/>
85181	34934	396	NRG-DIRECT ENERGY BUSINESS	4/25/2024	ACCOUNTS_PAYABLE	18,688.09	Check		OUTSTANDING		<input checked="" type="checkbox"/>
85184	34933	36267	RECYCLE AWAY LLC	4/25/2024	ACCOUNTS_PAYABLE	2,499.46	Check		OUTSTANDING		<input checked="" type="checkbox"/>
85187	34941	902698	Tin Can Chandelier	4/25/2024	ACCOUNTS_PAYABLE	282.00	Check		OUTSTANDING		<input checked="" type="checkbox"/>
85188	34957	34355	BAUMSPAG E.COM LLC	4/29/2024	ACCOUNTS_PAYABLE	39.60	Check		OUTSTANDING		<input checked="" type="checkbox"/>
85189	34958	3322	CAROLINA BIOLOGICAL SUPPLY CO	4/29/2024	ACCOUNTS_PAYABLE	141.11	Check		OUTSTANDING		<input checked="" type="checkbox"/>
85190	34944	3716	HAGUE CRYSTAL CLEAR WATER	4/29/2024	ACCOUNTS_PAYABLE	245.85	Check		OUTSTANDING		<input checked="" type="checkbox"/>
85191	34951	3740	JOSTENS	4/29/2024	ACCOUNTS_PAYABLE	32.00	Check		OUTSTANDING		<input checked="" type="checkbox"/>
85192	34956	36280	JR THE DJ	4/29/2024	ACCOUNTS_PAYABLE	525.00	Check		OUTSTANDING		<input checked="" type="checkbox"/>
85193	34954	3976	KIMBALL MIDWEST	4/29/2024	ACCOUNTS_PAYABLE	43.02	Check		OUTSTANDING		<input checked="" type="checkbox"/>
85194	34947	350103	KLENK, ROBIN	4/29/2024	ACCOUNTS_PAYABLE	253.72	Check		OUTSTANDING		<input checked="" type="checkbox"/>
85195	34955	1081	MASI ENVIRONMENTAL LABORATORY	4/29/2024	ACCOUNTS_PAYABLE	93.10	Check		OUTSTANDING		<input checked="" type="checkbox"/>
85196	34950	34469	MERIT LAWN CARE LLC	4/29/2024	ACCOUNTS_PAYABLE	5,975.00	Check		OUTSTANDING		<input checked="" type="checkbox"/>

CRESTVIEW LOCAL SCHOOLS

Disbursement Report

Check #	Reference #	Vendor #	Primary Name	Date	Type	Amount	Check Type	Reconcile Date	Status	Void Date	Printed
85197	34945	4820	SAM'S CLUB	4/29/2024	ACCOUNTS_PAYABLE	\$ 679.82	Check		OUTSTANDING		<input checked="" type="checkbox"/>
85198	34946	350049	SFR XI HOLDINGS, LLC	4/29/2024	ACCOUNTS_PAYABLE	1,115.00	Check		OUTSTANDING		<input checked="" type="checkbox"/>
85199	34948	2045	SIESEL DISTRIBUTING, LLC	4/29/2024	ACCOUNTS_PAYABLE	536.61	Check		OUTSTANDING		<input checked="" type="checkbox"/>
85201	34949	35028	TOFTS DAIRY, INC.	4/29/2024	ACCOUNTS_PAYABLE	1,171.30	Check		OUTSTANDING		<input checked="" type="checkbox"/>
85202	34943	4534	VERIZON WIRELESS	4/29/2024	ACCOUNTS_PAYABLE	60.24	Check		OUTSTANDING		<input checked="" type="checkbox"/>
85203	34952	35980	Walmart (CO)	4/29/2024	ACCOUNTS_PAYABLE	703.98	Check		OUTSTANDING		<input checked="" type="checkbox"/>
85204	34959	2216	STANDARD PLUMBING AND HEATING	4/29/2024	ACCOUNTS_PAYABLE	227,290.60	Check		OUTSTANDING		<input checked="" type="checkbox"/>
Grand Total						\$ 295,368.33					

CRESTVIEW LOCAL SCHOOLS

Check Report

Check Number	Payment Number	Transaction Type	Amount	Issued Date	Transaction Date	Reconciled Date	Status	Pay To Name
81720	1021467	DeductionCheck	\$ 30.00	5/19/2023	5/17/2023		Paid	BLACKROCK COLLEGEADVANTAGE529
81858	1024580	DeductionCheck	30.00	1/26/2024	1/25/2024		Paid	BLACKROCK COLLEGEADVANTAGE529
81919	1025681	DeductionCheck	30.00	4/19/2024	4/18/2024		Paid	BLACKROCK COLLEGE ADVANTAGE 529
81921	1025685	DeductionCheck	970.12	4/19/2024	4/18/2024		Paid	Grady Enterprises Inc.
81922	1025686	DeductionCheck	3.30	4/19/2024	4/18/2024		Paid	LEXINGTON VILLAGE INCOME TAX
81926	1025694	DeductionCheck	4.18	4/19/2024	4/18/2024		Paid	PEOPLE-QUALIFIED COMMITTEE
81928	1025701	DeductionCheck	176.94	4/19/2024	4/18/2024		Paid	TEXAS LIFE INSURANCE COMPANY
Grand Total			\$ 1,244.54					



Crestview Local School District Operating Account

Monthly Investment Report
April 30, 2024

Your Investment Representative:

Eileen Stanic
(440) 662-8268
estanic@meederinvestment.com

For questions about your account please contact your investment representative or contact publicfundsoperations@meederinvestment.com
Dublin, Ohio | Lansing, Michigan | Long Beach, California | Austin, Texas | 866-633-3371 | www.meederpublicfunds.com

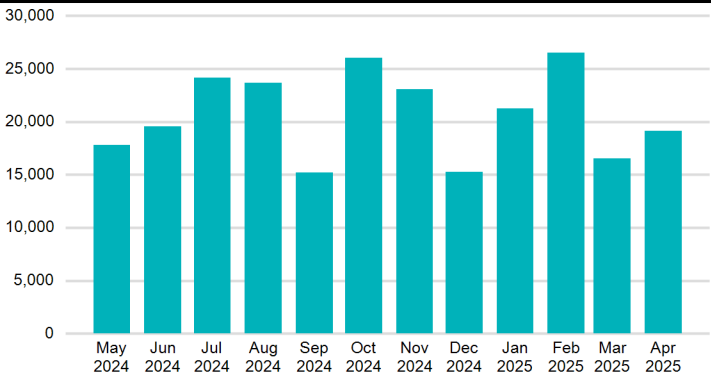
MONTHLY RECONCILIATION

Beginning Book Value	10,625,490.37
Contributions	
Withdrawals	
Prior Month Management Fees	(783.95)
Prior Month Custodian Fees	(87.51)
Realized Gains/Losses	565.80
Purchased Interest	(1,037.00)
Gross Interest Earnings	20,731.40
Ending Book Value	10,644,879.11

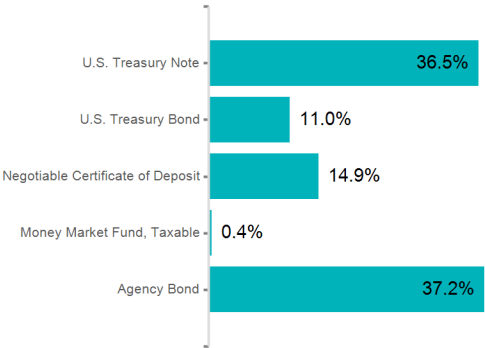
PORTFOLIO CHARACTERISTICS

Portfolio Yield to Maturity	2.72%
Portfolio Effective Duration	2.16 yrs
Weighted Average Maturity	2.34 yrs

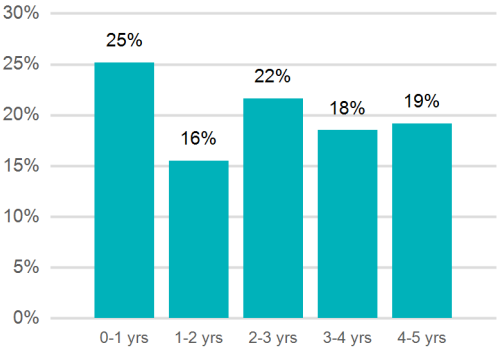
PROJECTED MONTHLY INCOME SCHEDULE



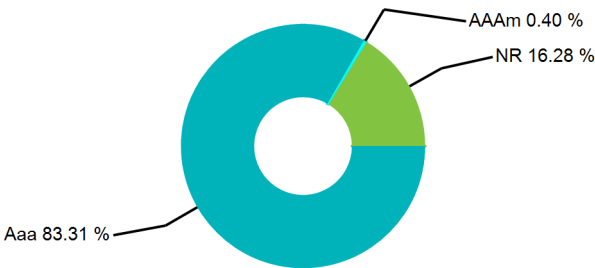
SECTOR ALLOCATION



MATURITY DISTRIBUTION



CREDIT QUALITY



Crestview Local School District Operating Account

PROJECTED INCOME SCHEDULE

As of April 30, 2024



CUSIP	SECURITY DESCRIPTION	May 2024	Jun 2024	Jul 2024	Aug 2024	Sep 2024	Oct 2024	Nov 2024	Dec 2024	Jan 2025	Feb 2025	Mar 2025	Apr 2025
07371DEV5	Beal Bank USA 3.200% 08/12/2026				1,835						1,855		
12547CBN7	CIBC Bank USA 4.500% 05/25/2028	3,366						3,403					
146102AP3	Carter Bank & Trust 4.300% 03/20/2029	707	730	707	730	730	707	730	707	730	730	660	730
15118RC39	Celtic Bank Corporation 3.850% 02/10/2027	316	327	316	327	327	316	327	316	327	327	295	327
3130ALED2	FHLB 1.020% 02/24/2027				765						765		
3130ALZ31	FHLB 0.625% 10/28/2024						8,686						
3130AMSB9	FHLB 0.700% 06/16/2025		700						700				
3130AN2Q2	FHLB 1.000% 06/30/2026		1,250						1,250				
3130APB87	FHLB 1.100% 10/13/2026						550						550
3130APRA5	FHLB 1.100% 11/15/2024	825						7,617					
3130AQJ87	FHLB 1.600% 01/19/2027			1,200						1,200			
3133EJ2D0	FFCB 3.430% 12/06/2028		1,029						1,029				
3133EMH21	FFCB 0.900% 06/15/2026		900						900				
3133EMKZ4	FFCB 0.790% 06/21/2027		474						474				
3133EMQ70	FFCB 1.150% 10/14/2027						748						748
3133EMUK6	FFCB 1.050% 03/25/2026					735						735	
3133EMZB1	FFCB 0.960% 05/13/2026	528						528					
3133EN4S6	FFCB 3.750% 12/22/2027		2,719						2,719				
3133ENL99	FFCB 3.375% 09/15/2027					2,278						2,278	
3133ENN22	FFCB 3.750% 09/22/2025					2,344						2,344	
3133ENTS9	FFCB 2.600% 04/05/2027						1,300						1,300
3133EP4A0	FFCB 4.250% 02/28/2029				3,188						3,188		
3133EPDP7	FFCB 3.625% 03/21/2028					2,356						2,356	
3133EPNH4	FFCB 3.875 06/21/2028		2,906						2,906				

Crestview Local School District Operating Account

PROJECTED INCOME SCHEDULE

As of April 30, 2024



CUSIP	SECURITY DESCRIPTION	May 2024	Jun 2024	Jul 2024	Aug 2024	Sep 2024	Oct 2024	Nov 2024	Dec 2024	Jan 2025	Feb 2025	Mar 2025	Apr 2025
3133ERAK7	FFCB 4.375% 04/10/2029						3,938						3,938
3134GWEJ1	FMCC 0.950% 07/30/2027			546						546			
3134GWNC6	FMCC 0.625% 08/19/2025				313						313		
3134GWZV1	FMCC 0.650% 10/22/2025						325						325
3135G06G3	FNMA 0.500% 11/07/2025	250						250					
3135G0V75	FNMA 1.750% 07/02/2024			4,862									
3136G4XZ1	FNMA 0.740% 06/30/2025		370						370				
31422X7K2	FARMER MAC 4.70% 09/27/2028					3,408						3,408	
37312PDG1	Georgia Banking Company, Inc. 4.800% 10/17/2028			1,735			1,754			1,754			1,716
742651DZ2	PEFCO 3.900% 10/15/2027						1,463						1,463
75472RAE1	Raymond James Bank, National Association 2.000% 08/23/2024				2,834								
83172HGL8	Smartbank 0.700% 05/08/2024	953											
856285Q95	State Bank of India 3.450% 08/16/2027				2,156						2,156		
87164YP81	Synchrony Bank 3.500% 08/05/2027				4,276						4,323		
9128283V0	UST 2.500% 01/31/2025			1,875						3,768			
9128284V9	UST 2.875% 08/15/2028				1,797						1,797		
912828U24	UST 2.000% 11/15/2026	1,500						1,500					
912828X88	UST 2.375% 05/15/2027	1,544						1,544					
912828Y95	UST 1.875% 07/31/2026			1,875						1,875			
912828YX2	UST 1.750% 12/31/2026		1,750						1,750				
912828ZF0	UST 0.500% 03/31/2025					450						1,941	
912828ZL7	UST 0.375% 04/30/2025						188						1,988

Crestview Local School District Operating Account

PROJECTED INCOME SCHEDULE

As of April 30, 2024



CUSIP	SECURITY DESCRIPTION	May 2024	Jun 2024	Jul 2024	Aug 2024	Sep 2024	Oct 2024	Nov 2024	Dec 2024	Jan 2025	Feb 2025	Mar 2025	Apr 2025
912828ZT0	UST 0.250% 05/31/2025	125						125					
912828ZW3	UST 0.250% 06/30/2025		250						250				
91282CAB7	UST 0.250% 07/31/2025			125						125			
91282CAM3	UST 0.250% 09/30/2025					125						125	
91282CAT8	UST 0.250% 10/31/2025						250						250
91282CBH3	UST 0.375% 01/31/2026			281						281			
91282CCC3	UST 0.250% 05/15/2024	633											
91282CCF6	UST 0.750% 05/31/2026	750						750					
91282CCG4	UST 0.250% 06/15/2024		4,574										
91282CCZ2	UST 0.875% 09/30/2026					547						547	
91282CDZ1	UST 1.500% 02/15/2025				1,125						6,744		
91282CEF4	UST 2.500% 03/31/2027					1,875						1,875	
91282CEN7	UST 2.750% 04/30/2027						1,856						1,856
91282CFB2	UST 2.750% 07/31/2027			1,788						1,788			
91282CFU0	UST 4.125% 10/31/2027						1,341						1,341
91282CFZ9	UST 3.875% 11/30/2027	2,809						2,809					
91282CGH8	UST 3.500% 01/31/2028			3,500						3,500			
91282CGP0	UST 4.000% 02/29/2028				3,000						3,000		
91282CHA2	UST 3.500% 04/30/2028						2,625						2,625
91282CHQ7	UST 4.125% 07/31/2028			2,475						2,475			
91282CHX2	UST 4.375% 08/31/2028				1,313						1,313		
91282CJN2	UST 4.375% 11/30/2028	3,500						3,500					
91282CJR3	UST 3.750% 12/31/2028		1,875						1,875				
91282CJW2	UST 4.000% 01/31/2029			2,900						2,900			
TOTAL		17,805	19,855	24,186	23,657	15,175	26,045	23,083	15,246	21,269	26,510	16,564	19,156

POSITION STATEMENT

As of April 30, 2024

CUSIP	Security Description	Trade Date/ Settlement Date	Par Value	Principal Cost/ Purchased Interest	Total Cost	Yield at Cost	Maturity/ Duration	Market Price/ Market Value	Unrealized Gain/ (Loss)	% of Assets	Moody's/ S&P Rating
Cash and Cash Equivalents											
31846V567	First American Funds, Inc.	4/30/2024 4/30/2024	\$41,971.72	\$41,971.72	\$41,971.72	5.19%	0.003 0.003	\$1.00 \$41,971.72	\$0.00	0.40%	AAAm
STAROHIO	STAR Ohio XX581	4/30/2024 4/30/2024	\$93,899.23	\$93,899.23	\$93,899.23	5.47%	0.003 0.003	\$1.00 \$93,899.23	\$0.00	0.89%	AAAm
SubTotal			\$135,870.95	\$135,870.95	\$135,870.95	5.38%		\$135,870.95	\$0.00	1.29%	
Agency Bond											
3135G0V75	FNMA 1.750% 07/02/2024	7/19/2019 7/22/2019	\$340,000.00	\$338,113.00	\$338,113.00	1.87%	0.173 0.170	\$99.36 \$337,834.20	(\$278.80)	3.22%	Aaa AA+
3130ALZ31	FHLB 0.625% 10/28/2024	7/25/2022 7/26/2022	\$150,000.00	\$141,783.00	\$141,783.00	3.16%	0.496 0.486	\$97.78 \$146,668.50	\$4,885.50	1.40%	Aaa AA+
3130APRA5	FHLB 1.100% 11/15/2024	7/25/2022 7/26/2022	\$150,000.00	\$143,208.00	\$143,208.00	3.15%	0.545 0.530	\$97.69 \$146,530.50	\$3,322.50	1.39%	Aaa AA+
3130AMSB9	FHLB 0.700% 06/16/2025	6/15/2021 6/16/2021	\$200,000.00	\$200,000.00	\$200,000.00	0.70%	1.129 1.097	\$95.29 \$190,588.00	(\$9,412.00)	1.81%	Aaa AA+
3136G4XZ1	FNMA 0.740% 06/30/2025	6/25/2020 6/30/2020	\$100,000.00	\$100,000.00	\$100,000.00	0.74%	1.167 1.134	\$95.13 \$95,129.00	(\$4,871.00)	0.91%	Aaa AA+
3134GWNC6	FMCC 0.625% 08/19/2025	9/29/2022 9/30/2022	\$100,000.00	\$89,851.00	\$89,851.00	4.41%	1.304 1.268	\$94.32 \$94,316.00	\$4,465.00	0.90%	Aaa AA+
3133ENN22	FFCB 3.750% 09/22/2025	10/20/2022 10/21/2022	\$125,000.00	\$122,000.00	\$122,000.00	4.64%	1.397 1.336	\$98.16 \$122,693.75	\$693.75	1.17%	Aaa AA+
3134GWZV1	FMCC 0.650% 10/22/2025	10/14/2021 10/15/2021	\$100,000.00	\$99,000.00	\$99,000.00	0.90%	1.479 1.438	\$93.56 \$93,555.00	(\$5,445.00)	0.89%	Aaa AA+
3135G06G3	FNMA 0.500% 11/07/2025	11/14/2022 11/15/2022	\$100,000.00	\$89,484.00	\$89,484.00	4.30%	1.523 1.478	\$93.25 \$93,250.00	\$3,766.00	0.89%	Aaa AA+
3133EMUK6	FFCB 1.050% 03/25/2026	3/18/2021 3/25/2021	\$140,000.00	\$140,000.00	\$140,000.00	1.05%	1.901 1.836	\$92.50 \$129,493.00	(\$10,507.00)	1.23%	Aaa AA+
3133EMZB1	FFCB 0.960% 05/13/2026	5/13/2021 5/14/2021	\$110,000.00	\$109,780.00	\$109,780.00	1.00%	2.036 1.959	\$91.88 \$101,062.50	(\$8,717.50)	0.96%	Aaa AA+
3133EMH21	FFCB 0.900% 06/15/2026	6/14/2021 6/15/2021	\$200,000.00	\$200,000.00	\$200,000.00	0.90%	2.126 2.048	\$91.42 \$182,846.00	(\$17,154.00)	1.74%	Aaa AA+
3130AN2Q2	FHLB 1.000% 06/30/2026	6/25/2021 6/30/2021	\$250,000.00	\$250,000.00	\$250,000.00	1.00%	2.167 2.086	\$91.64 \$229,097.50	(\$20,902.50)	2.18%	Aaa AA+

Crestview Local School District Operating Account

POSITION STATEMENT

As of April 30, 2024



CUSIP	Security Description	Trade Date/ Settlement Date	Par Value	Principal Cost/ Purchased Interest	Total Cost	Yield at Cost	Maturity/ Duration	Market Price/ Market Value	Unrealized Gain/ (Loss)	% of Assets	Moody's/ S&P Rating
3130APB87	FHLB 1.100% 10/13/2026	10/14/2021 10/15/2021	\$100,000.00	\$99,730.00	\$99,730.00	1.16%	2.455 2.362	\$90.79 \$90,793.00	(\$8,937.00)	0.86%	Aaa AA+
3130AQJ87	FHLB 1.600% 01/19/2027	7/25/2022 7/26/2022	\$150,000.00	\$140,393.25	\$140,393.25	3.14%	2.723 2.583	\$91.38 \$137,067.00	(\$3,326.25)	1.30%	Aaa AA+
3130ALED2	FHLB 1.020% 02/24/2027	7/25/2022 7/26/2022	\$150,000.00	\$136,206.00	\$136,206.00	3.20%	2.822 2.707	\$89.79 \$134,683.50	(\$1,522.50)	1.28%	Aaa AA+
3133ENTS9	FFCB 2.600% 04/05/2027	4/4/2022 4/5/2022	\$100,000.00	\$99,719.00	\$99,719.00	2.66%	2.932 2.764	\$93.87 \$93,868.00	(\$5,851.00)	0.89%	Aaa AA+
3133EMKZ4	FFCB 0.790% 06/21/2027	9/22/2022 9/23/2022	\$120,000.00	\$102,387.60	\$102,387.60	4.24%	3.142 3.014	\$87.87 \$105,439.20	\$3,051.60	1.00%	Aaa AA+
3134GWEJ1	FMCC 0.950% 07/30/2027	7/28/2022 8/1/2022	\$115,000.00	\$104,207.25	\$104,207.25	2.99%	3.249 3.107	\$87.99 \$101,183.90	(\$3,023.35)	0.96%	Aaa AA+
3133ENL99	FFCB 3.375% 09/15/2027	10/21/2022 10/24/2022	\$135,000.00	\$128,776.50	\$128,776.50	4.43%	3.378 3.124	\$95.46 \$128,864.25	\$87.75	1.23%	Aaa AA+
3133EMQ70	FFCB 1.150% 10/14/2027	3/31/2023 3/31/2023	\$130,000.00	\$114,285.60	\$114,285.60	4.10%	3.458 3.291	\$87.60 \$113,878.70	(\$406.90)	1.08%	Aaa AA+
742651DZ2	PEFCO 3.900% 10/15/2027	4/27/2023 5/3/2023	\$40,000.00	\$40,064.00	\$40,064.00	3.86%	3.460 3.174	\$95.78 \$38,312.00	(\$1,752.00)	0.36%	Aaa AA+
742651DZ2	PEFCO 3.900% 10/15/2027	4/28/2023 5/3/2023	\$35,000.00	\$34,944.00	\$34,944.00	3.94%	3.460 3.174	\$95.78 \$33,523.00	(\$1,421.00)	0.32%	Aaa AA+
3133EN4S6	FFCB 3.750% 12/22/2027	12/16/2022 12/22/2022	\$145,000.00	\$145,126.15	\$145,126.15	3.73%	3.647 3.308	\$96.38 \$139,752.45	(\$5,373.70)	1.33%	Aaa AA+
3133EPDP7	FFCB 3.625% 03/21/2028	3/30/2023 3/31/2023	\$130,000.00	\$128,373.70	\$128,373.70	3.90%	3.893 3.557	\$95.97 \$124,766.20	(\$3,607.50)	1.19%	Aaa AA+
3133EPNH4	FFCB 3.875 06/21/2028	6/15/2023 6/21/2023	\$150,000.00	\$149,332.50	\$149,332.50	3.97%	4.145 3.718	\$96.88 \$145,324.50	(\$4,008.00)	1.38%	Aaa AA+
31422X7K2	FARMER MAC 4.70% 09/27/2028	9/27/2023 10/2/2023	\$145,000.00	\$144,369.25	\$144,369.25	4.80%	4.414 3.923	\$99.96 \$144,944.90	\$575.65	1.38%	
3133EJ2D0	FFCB 3.430% 12/06/2028	4/8/2024 4/10/2024	\$60,000.00	\$57,342.60 \$708.87	\$58,051.47	4.49%	4.605 4.124	\$94.61 \$56,767.80	(\$574.80)	0.54%	Aaa AA+
3133EP4A0	FFCB 4.250% 02/28/2029	2/23/2024 2/28/2024	\$150,000.00	\$149,610.00	\$149,610.00	4.31%	4.836 4.279	\$98.09 \$147,130.50	(\$2,479.50)	1.40%	Aaa AA+
3133ERAK7	FFCB 4.375% 04/10/2029	4/5/2024 4/10/2024	\$180,000.00	\$179,590.14	\$179,590.14	4.43%	4.948 4.378	\$98.56 \$177,406.20	(\$2,183.94)	1.69%	Aaa AA+
SubTotal			\$4,100,000.00	\$3,977,676.54 \$708.87	\$3,978,385.41	2.86%		\$3,876,769.05	(\$100,907.49)	36.90%	

POSITION STATEMENT

As of April 30, 2024

CUSIP	Security Description	Trade Date/ Settlement Date	Par Value	Principal Cost/ Purchased Interest	Total Cost	Yield at Cost	Maturity/ Duration	Market Price/ Market Value	Unrealized Gain/ (Loss)	% of Assets	Moody's/ S&P Rating
Negotiable Certificate of Deposit											
83172HGL8	Smartbank 0.700% 05/08/2024	4/27/2020 5/8/2020	\$249,000.00	\$248,190.75	\$248,190.75	0.78%	0.022 0.024	\$99.89 \$248,721.12	\$530.37	2.37%	
75472RAE1	Raymond James Bank, National Association 2.000% 08/23/2024	8/14/2019 8/23/2019	\$247,000.00	\$246,629.50	\$246,629.50	2.03%	0.315 0.309	\$98.93 \$244,349.69	(\$2,279.81)	2.33%	
07371DEV5	Beal Bank USA 3.200% 08/12/2026	8/4/2022 8/17/2022	\$115,000.00	\$114,568.75	\$114,568.75	3.30%	2.285 2.153	\$96.25 \$110,686.35	(\$3,882.40)	1.05%	
15118RC39	Celtic Bank Corporation 3.850% 02/10/2027	1/20/2023 2/10/2023	\$100,000.00	\$99,675.00	\$99,675.00	3.94%	2.784 2.571	\$97.35 \$97,345.00	(\$2,330.00)	0.93%	
87164YP81	Synchrony Bank 3.500% 08/05/2027	7/29/2022 8/5/2022	\$245,000.00	\$243,775.00	\$243,775.00	3.61%	3.266 3.011	\$96.13 \$235,516.05	(\$8,258.95)	2.24%	
856285Q95	State Bank of India 3.450% 08/16/2027	8/9/2022 8/16/2022	\$125,000.00	\$124,375.00	\$124,375.00	3.56%	3.296 3.043	\$95.97 \$119,956.25	(\$4,418.75)	1.14%	
12547CBN7	CIBC Bank USA 4.500% 05/25/2028	5/19/2023 5/25/2023	\$150,000.00	\$149,362.50	\$149,362.50	4.60%	4.071 3.605	\$99.55 \$149,322.00	(\$40.50)	1.42%	
37312PDG1	Georgia Banking Company, Inc. 4.800% 10/17/2028	10/4/2023 10/17/2023	\$145,000.00	\$144,347.50	\$144,347.50	4.90%	4.468 3.950	\$101.24 \$146,803.80	\$2,456.30	1.40%	
146102AP3	Carter Bank & Trust 4.300% 03/20/2029	3/11/2024 3/20/2024	\$200,000.00	\$199,100.00	\$199,100.00	4.40%	4.890 4.306	\$99.09 \$198,176.00	(\$924.00)	1.89%	
SubTotal			\$1,576,000.00	\$1,570,024.00	\$1,570,024.00	3.22%		\$1,550,876.26	(\$19,147.74)	14.76%	
U.S. Treasury Bond											
91282CCG4	UST 0.250% 06/15/2024	6/14/2021 6/15/2021	\$200,000.00	\$199,523.44	\$199,523.44	0.33%	0.126 0.125	\$99.35 \$198,692.00	(\$831.44)	1.89%	Aaa AA+
91282CCG4	UST 0.250% 06/15/2024	6/21/2021 6/22/2021	\$500,000.00	\$496,777.35	\$496,777.35	0.47%	0.126 0.125	\$99.35 \$496,730.00	(\$47.35)	4.73%	Aaa AA+
9128283V0	UST 2.500% 01/31/2025	7/25/2022 7/26/2022	\$150,000.00	\$148,107.42	\$148,107.42	3.02%	0.756 0.733	\$97.95 \$146,929.50	(\$1,177.92)	1.40%	Aaa AA+
912828Y95	UST 1.875% 07/31/2026	6/27/2023 6/28/2023	\$200,000.00	\$185,695.31	\$185,695.31	4.37%	2.252 2.151	\$93.55 \$187,094.00	\$1,398.69	1.78%	Aaa AA+

Crestview Local School District Operating Account

POSITION STATEMENT

As of April 30, 2024



CUSIP	Security Description	Trade Date/ Settlement Date	Par Value	Principal Cost/ Purchased Interest	Total Cost	Yield at Cost	Maturity/ Duration	Market Price/ Market Value	Unrealized Gain/ (Loss)	% of Assets	Moody's/ S&P Rating
9128284V9	UST 2.875% 08/15/2028	10/6/2023 10/10/2023	\$125,000.00	\$114,746.09	\$114,746.09	4.79%	4.296 3.938	\$92.94 \$116,176.25	\$1,430.16	1.11%	Aaa AA+
SubTotal			\$1,175,000.00	\$1,144,849.61	\$1,144,849.61	1.85%		\$1,145,621.75	\$772.14	10.90%	
U.S. Treasury Note											
91282CCC3	UST 0.250% 05/15/2024	6/14/2021 6/15/2021	\$200,000.00	\$199,617.19	\$199,617.19	0.32%	0.041 0.043	\$99.79 \$199,576.00	(\$41.19)	1.90%	Aaa AA+
91282CDZ1	UST 1.500% 02/15/2025	7/25/2022 7/26/2022	\$150,000.00	\$144,380.86	\$144,380.86	3.03%	0.797 0.775	\$97.05 \$145,573.50	\$1,192.64	1.39%	Aaa AA+
912828ZF0	UST 0.500% 03/31/2025	6/29/2021 6/30/2021	\$100,000.00	\$99,511.72	\$99,511.72	0.63%	0.918 0.895	\$95.83 \$95,826.00	(\$3,685.72)	0.91%	Aaa AA+
912828ZF0	UST 0.500% 03/31/2025	10/27/2021 10/29/2021	\$80,000.00	\$78,996.88	\$78,996.88	0.87%	0.918 0.895	\$95.83 \$76,660.80	(\$2,336.08)	0.73%	Aaa AA+
912828ZL7	UST 0.375% 04/30/2025	10/27/2021 10/28/2021	\$100,000.00	\$98,199.22	\$98,199.22	0.90%	1.000 0.974	\$95.34 \$95,335.00	(\$2,864.22)	0.91%	Aaa AA+
912828ZT0	UST 0.250% 05/31/2025	10/28/2021 10/29/2021	\$100,000.00	\$97,582.03	\$97,582.03	0.94%	1.085 1.057	\$94.83 \$94,828.00	(\$2,754.03)	0.90%	Aaa AA+
912828ZW3	UST 0.250% 06/30/2025	6/14/2021 6/15/2021	\$200,000.00	\$197,343.75	\$197,343.75	0.58%	1.167 1.137	\$94.48 \$188,962.00	(\$8,381.75)	1.80%	Aaa AA+
91282CAB7	UST 0.250% 07/31/2025	6/29/2021 6/30/2021	\$100,000.00	\$98,113.28	\$98,113.28	0.72%	1.252 1.220	\$94.13 \$94,129.00	(\$3,984.28)	0.90%	Aaa AA+
91282CAM3	UST 0.250% 09/30/2025	10/28/2021 10/29/2021	\$100,000.00	\$97,117.19	\$97,117.19	1.00%	1.419 1.383	\$93.40 \$93,395.00	(\$3,722.19)	0.89%	Aaa AA+
91282CAT8	UST 0.250% 10/31/2025	7/29/2021 7/30/2021	\$200,000.00	\$196,921.88	\$196,921.88	0.62%	1.504 1.464	\$93.06 \$186,118.00	(\$10,803.88)	1.77%	Aaa AA+
91282CBH3	UST 0.375% 01/31/2026	1/14/2022 1/18/2022	\$150,000.00	\$143,619.14	\$143,619.14	1.46%	1.756 1.708	\$92.23 \$138,340.50	(\$5,278.64)	1.32%	Aaa AA+
91282CCF6	UST 0.750% 05/31/2026	6/14/2021 6/15/2021	\$200,000.00	\$199,773.44	\$199,773.44	0.77%	2.085 2.015	\$91.72 \$183,430.00	(\$16,343.44)	1.75%	Aaa AA+
91282CCZ2	UST 0.875% 09/30/2026	9/28/2021 9/30/2021	\$125,000.00	\$124,174.80	\$124,174.80	1.01%	2.419 2.338	\$90.93 \$113,667.50	(\$10,507.30)	1.08%	Aaa AA+
912828U24	UST 2.000% 11/15/2026	7/29/2022 8/1/2022	\$150,000.00	\$145,406.25	\$145,406.25	2.76%	2.545 2.408	\$93.18 \$139,770.00	(\$5,636.25)	1.33%	Aaa AA+

Crestview Local School District Operating Account

POSITION STATEMENT

As of April 30, 2024



CUSIP	Security Description	Trade Date/ Settlement Date	Par Value	Principal Cost/ Purchased Interest	Total Cost	Yield at Cost	Maturity/ Duration	Market Price/ Market Value	Unrealized Gain/ (Loss)	% of Assets	Moody's/ S&P Rating
912828YX2	UST 1.750% 12/31/2026	6/29/2023 6/30/2023	\$200,000.00	\$183,132.81	\$183,132.81	4.37%	2.671 2.540	\$92.33 \$184,664.00	\$1,531.19	1.76%	Aaa AA+
91282CEF4	UST 2.500% 03/31/2027	7/25/2022 7/26/2022	\$150,000.00	\$147,375.00	\$147,375.00	2.90%	2.918 2.755	\$93.79 \$140,677.50	(\$6,697.50)	1.34%	Aaa AA+
91282CEN7	UST 2.750% 04/30/2027	12/29/2022 12/30/2022	\$135,000.00	\$128,228.90	\$128,228.90	4.02%	3.000 2.786	\$94.27 \$127,259.10	(\$969.80)	1.21%	Aaa AA+
912828X88	UST 2.375% 05/15/2027	12/29/2022 12/30/2022	\$130,000.00	\$121,473.83	\$121,473.83	4.02%	3.041 2.843	\$93.17 \$121,123.60	(\$350.23)	1.15%	Aaa AA+
91282CFB2	UST 2.750% 07/31/2027	12/29/2022 12/30/2022	\$130,000.00	\$123,271.48	\$123,271.48	4.00%	3.252 3.032	\$93.90 \$122,072.60	(\$1,198.88)	1.16%	Aaa AA+
91282CFU0	UST 4.125% 10/31/2027	12/19/2022 12/20/2022	\$65,000.00	\$66,041.02	\$66,041.02	3.76%	3.504 3.150	\$97.90 \$63,633.70	(\$2,407.32)	0.61%	Aaa AA+
91282CFZ9	UST 3.875% 11/30/2027	12/16/2022 12/19/2022	\$145,000.00	\$146,625.59	\$146,625.59	3.63%	3.586 3.244	\$97.07 \$140,757.30	(\$5,868.29)	1.34%	Aaa AA+
91282CGH8	UST 3.500% 01/31/2028	6/29/2023 6/30/2023	\$200,000.00	\$194,203.13	\$194,203.13	4.20%	3.756 3.431	\$95.72 \$191,430.00	(\$2,773.13)	1.82%	Aaa AA+
91282CGP0	UST 4.000% 02/29/2028	3/6/2023 3/7/2023	\$120,000.00	\$118,607.81	\$118,607.81	4.26%	3.836 3.480	\$97.41 \$116,887.20	(\$1,720.61)	1.11%	Aaa AA+
91282CGP0	UST 4.000% 02/29/2028	7/14/2023 7/17/2023	\$30,000.00	\$29,900.39	\$29,900.39	4.08%	3.836 3.480	\$97.41 \$29,221.80	(\$678.59)	0.28%	Aaa AA+
91282CHA2	UST 3.500% 04/30/2028	5/19/2023 5/22/2023	\$150,000.00	\$148,728.51	\$148,728.51	3.69%	4.003 3.606	\$95.56 \$143,344.50	(\$5,384.01)	1.36%	Aaa AA+
91282CHQ7	UST 4.125% 07/31/2028	2/27/2024 2/28/2024	\$120,000.00	\$118,828.13 \$380.77	\$119,208.90	4.37%	4.255 3.808	\$97.76 \$117,309.60	(\$1,518.53)	1.12%	Aaa AA+
91282CHX2	UST 4.375% 08/31/2028	4/12/2024 4/15/2024	\$60,000.00	\$59,503.13 \$328.13	\$59,831.26	4.58%	4.340 3.873	\$98.72 \$59,229.00	(\$274.13)	0.56%	Aaa AA+
91282CJN2	UST 4.375% 11/30/2028	12/13/2023 12/14/2023	\$160,000.00	\$161,418.75 \$267.76	\$161,686.51	4.17%	4.589 4.029	\$98.74 \$157,980.80	(\$3,437.95)	1.50%	Aaa AA+
91282CJR3	UST 3.750% 12/31/2028	1/16/2024 1/17/2024	\$100,000.00	\$99,113.28 \$175.14	\$99,288.42	3.95%	4.674 4.164	\$96.13 \$96,125.00	(\$2,988.28)	0.91%	Aaa AA+
91282CJW2	UST 4.000% 01/31/2029	2/16/2024 2/20/2024	\$145,000.00	\$143,147.85 \$318.68	\$143,466.53	4.29%	4.759 4.226	\$97.16 \$140,887.80	(\$2,260.05)	1.34%	Aaa AA+
SubTotal			\$3,995,000.00	\$3,910,357.24 \$1,470.48	\$3,911,827.72	2.60%		\$3,798,214.80	(\$112,142.44)	36.15%	
Grand Total			\$10,981,870.95	\$10,738,778.34 \$2,179.35	\$10,740,957.69	2.74%		\$10,507,352.81	(\$231,425.53)	100.00%	

TRANSACTION STATEMENT

As of April 30, 2024

Transaction Type	Trade Date	Settlement Date	CUSIP	Security Description	Par Value	Principal Amount	Purchased Interest	Total Cost	Yield at Cost
Purchase									
Purchase	4/5/2024	4/10/2024	3133ERAK7	FFCB 4.375% 04/10/2029	180,000.00	179,590.14		179,590.14	4.43%
Purchase	4/8/2024	4/10/2024	3133EJ2D0	FFCB 3.430% 12/06/2028	60,000.00	57,342.60	708.87	58,051.47	4.49%
Purchase	4/12/2024	4/15/2024	91282CHX2	UST 4.375% 08/31/2028	60,000.00	59,503.13	328.13	59,831.26	4.58%
Total					300,000.00	296,435.87	1,037.00	297,472.87	

Transaction Type	Trade Date	Settlement Date	CUSIP	Security Description	Par Value	Principal Cost	Total Proceeds	Realized Gain/Loss
Maturity								
Maturity	4/10/2024	4/10/2024	7954502D6	Sallie Mae Bank 2.750% 04/10/2024	246,000.00	245,434.20	246,000.00	565.80
Total					246,000.00	245,434.20	246,000.00	565.80

Transaction Type	Payment Date	Settlement Date	CUSIP	Security Description	Interest Received
Interest/Dividends					
Interest/Dividends	4/1/2024	4/1/2024	91282CEF4	UST 2.500% 03/31/2027	1,875.00
Interest/Dividends	4/1/2024	4/1/2024	91282CCZ2	UST 0.875% 09/30/2026	546.88
Interest/Dividends	4/1/2024	4/1/2024	91282CAM3	UST 0.250% 09/30/2025	125.00
Interest/Dividends	4/1/2024	4/1/2024	912828ZF0	UST 0.500% 03/31/2025	450.00
Interest/Dividends	4/1/2024	4/1/2024	31846V567	First American Funds, Inc.	288.95
Interest/Dividends	4/5/2024	4/5/2024	3133ENTS9	FFCB 2.600% 04/05/2027	1,300.00
Interest/Dividends	4/8/2024	4/8/2024	83172HGL8	Smartbank 0.700% 05/08/2024	148.04

TRANSACTION STATEMENT

As of April 30, 2024

Transaction Type	Payment Date	Settlement Date	CUSIP	Security Description	Interest Received
Interest/Dividends	4/10/2024	4/10/2024	7954502D6	Sallie Mae Bank 2.750% 04/10/2024	3,391.77
Interest/Dividends	4/10/2024	4/10/2024	15118RC39	Celtic Bank Corporation 3.850% 02/10/2027	326.99
Interest/Dividends	4/15/2024	4/15/2024	742651DZ2	PEFCO 3.900% 10/15/2027	1,462.50
Interest/Dividends	4/15/2024	4/15/2024	3130APB87	FHLB 1.100% 10/13/2026	550.00
Interest/Dividends	4/15/2024	4/15/2024	3133EMQ70	FFCB 1.150% 10/14/2027	747.50
Interest/Dividends	4/17/2024	4/17/2024	37312PDG1	Georgia Banking Company, Inc. 4.800% 10/17/2028	1,735.23
Interest/Dividends	4/22/2024	4/22/2024	3134GWZV1	FMCC 0.650% 10/22/2025	325.00
Interest/Dividends	4/22/2024	4/22/2024	146102AP3	Carter Bank & Trust 4.300% 03/20/2029	730.41
Interest/Dividends	4/29/2024	4/29/2024	3130ALZ31	FHLB 0.625% 10/28/2024	468.75
Interest/Dividends	4/30/2024	4/30/2024	912828ZL7	UST 0.375% 04/30/2025	187.50
Interest/Dividends	4/30/2024	4/30/2024	91282CAT8	UST 0.250% 10/31/2025	250.00
Interest/Dividends	4/30/2024	4/30/2024	91282CEN7	UST 2.750% 04/30/2027	1,856.25
Interest/Dividends	4/30/2024	4/30/2024	91282CFU0	UST 4.125% 10/31/2027	1,340.63
Interest/Dividends	4/30/2024	4/30/2024	91282CHA2	UST 3.500% 04/30/2028	2,625.00
Total					20,731.40



Transaction Type	Trade Date	Settlement Date	Transaction Description	Amount
Custodian Fee				
Custodian Fee	4/25/2024	4/25/2024	Cash Out	(87.51)
Total				(87.51)
Management Fee				
Management Fee	4/24/2024	4/24/2024	Cash Out	(783.95)
Total				(783.95)

STATEMENT DISCLOSURE

As of April 30, 2024



Meeder provides monthly statements for its investment management clients to provide information about the investment portfolio. The information should not be used for audit or confirmation purposes. Please review your custodial statements and report any inaccuracies or discrepancies.

Certain information and data has been supplied by unaffiliated third parties. Although Meeder believes the information is reliable, it cannot warrant the accuracy of information offered by third parties. Market value may reflect prices received from pricing vendors when current market quotations are not available. Prices may not reflect firm bids or offers and may differ from the value at which the security can be sold.

Statements may include positions from unmanaged accounts provided for reporting purposes. Unmanaged accounts are managed directly by the client and are not included in the accounts managed by the investment adviser. This information is provided as a client convenience and the investment adviser assumes no responsibility for performance of these accounts or the accuracy of the data reported.

Investing involves risk. Past performance is no guarantee of future results. Debt and fixed income securities are subject to credit and interest rate risk. The investment return and principal value of an investment will fluctuate so that an investors shares, when redeemed, may be worth more or less than their original cost. Current performance may be lower or higher than the performance data quoted.

Meeder Investment Management is the global brand for the Meeder group of affiliated companies. Investment advisory services are provided through Meeder Public Funds, Inc. Please contact us if you would like to receive a copy of our current ADV disclosure brochure or privacy policy.